

**Notice of
Winter Construction**

For Moderate & INDC Projects
Under General Permit 3-9020 &
Individual Discharge Permit



VERMONT DEPARTMENT OF
ENVIRONMENTAL CONSERVATION
WATERSHED
MANAGEMENT DIVISION
STORMWATER PROGRAM

Submission of this completed form constitutes notice that the land disturbance activities will occur between October 15 and April 15 for the project described in Section A.

A. Project Information

1. Project Name: _____ 2. Permit Number: _____
3. Project Risk Score: Moderate INDC

B. Permittee Information

1. Name: _____
2. Mailing Address:
a. Street/PO Box: _____
b. City/Town: _____ c. State: _____ d. Zip: _____
3. Contact Information
a. Phone: _____ b. Email: _____

C. Details of Winter Construction

1. Estimated Start Date: _____ 2. Estimated End Date: _____
3. Estimated Area of Disturbance(acres): _____
4. Description of Work:
 New Disturbance Areas
 Continued Work from Summer Construction – No New Disturbance
 Early Spring Startup
 Logging Only(no stumping/ grubbing)
5. Provide brief description of planned winter work. **Attach plan sheet showing work extent.**
6. *Has the EPSC Plan been updated to include the Winter EPSC plan requirement in Chapter 3 of the Vermont Standards and Specifications for Erosion Prevention and Sediment Control? Yes No
If 'No', fill out an **EPSC Plan Amendment Record** and submit to DEC

D. Certification

I hereby certify that the the Erosion Prevention and Sediment Control Plan includes the required Winter Erosion Prevention and Sediment Control practices from Chapter 3 of the Vermont Standards and Specifications for Erosion Prevention and Sediment Control and that all work under my supervision between October 15 and April 15 will conform with these requirements.


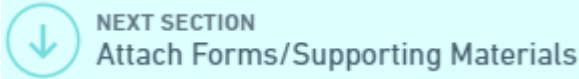

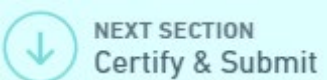

Signature: _____ Date: _____

January 2023

SUBMIT TO SPEED UP YOUR COMPLIANCE PROCESSING!

You can submit your compliance reporting forms online. To start, visit:

https://anonline.vermont.gov/?formtag=WSMD_Intake

1. Scroll to the bottom of the page and click the  button.
2. Log in to an account, sign up for an account, or continue as a guest user.
 - It is recommended that you create an account if you do not already have one.
3. Fill out each field in the General Information Section.
 - Type the name of the contact person, phone, and email address.
 - Select 'Stormwater' for the Watershed Management Division Program.
 - Select 'Compliance of Reporting Form' as the submission type.
 - Enter in the permit number
 - Click the  button at the bottom of the page.
4. Click "Choose File" or drag and drop to upload the compliance documents.
 - Click the  button at the bottom of the page.
5. Review your data.
 - Click the  button at the bottom of the page.
 - Click the  button at the bottom of the page.

