


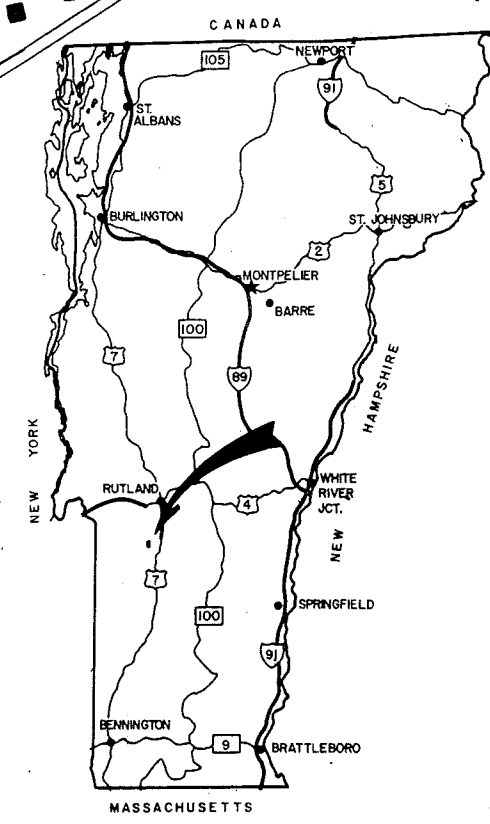


TOWN HWY. 25

SURFACE AREA = 76 ACRES

LEGEND


-  GRAVEL
-  UNIMPROVED
-  BUILDING




CHIPMAN LAKE

TOWN OF TINMOUTH RUTLAND COUNTY

100 0 200 400 FEET



Drawn By <i>G. J. Y.</i>	DEPARTMENT OF  WATER RESOURCES VERMONT MONTPELIER, VERMONT	Sounding Date JULY 31, 1972
Checked By <i>A. P. B.</i>		Revised
Date Drawn 1 / 26 / 73		