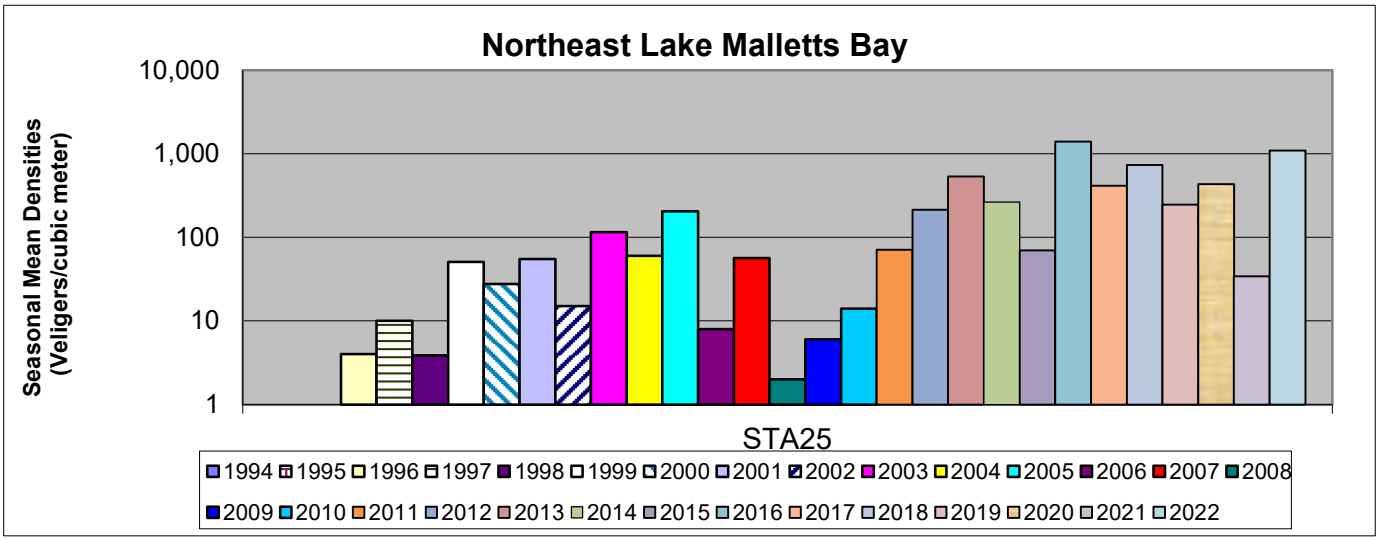
Northeast Lake Malletts Bay
Seasonal Mean Densities (Veligers/cubic meter)
10,000
1,000
100
10
1
STA25
1994 1995 1996 1997 1998 1999 2000 2001 2002 2003 2004 2005 2006 2007 2008
2009 2010 2011 2012 2013 2014 2015 2016 2017 2018 2019 2020 2021 2022

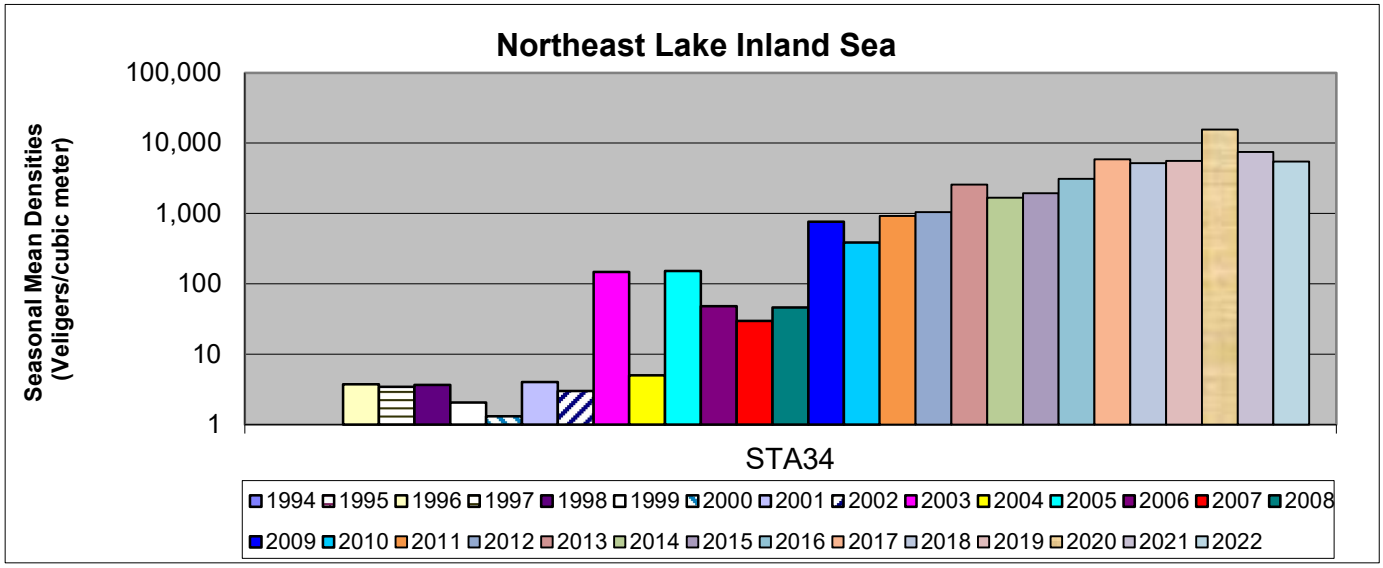
Northeast Lake Inland Sea
Seasonal Mean Densities (Veligers/cubic meter)
100,000
10,000
1,000
100
10
1
STA34
1994 1995 1996 1997 1998 1999 2000 2001 2002 2003 2004 2005 2006 2007 2008
2009 2010 2011 2012 2013 2014 2015 2016 2017 2018 2019 2020 2021 2022

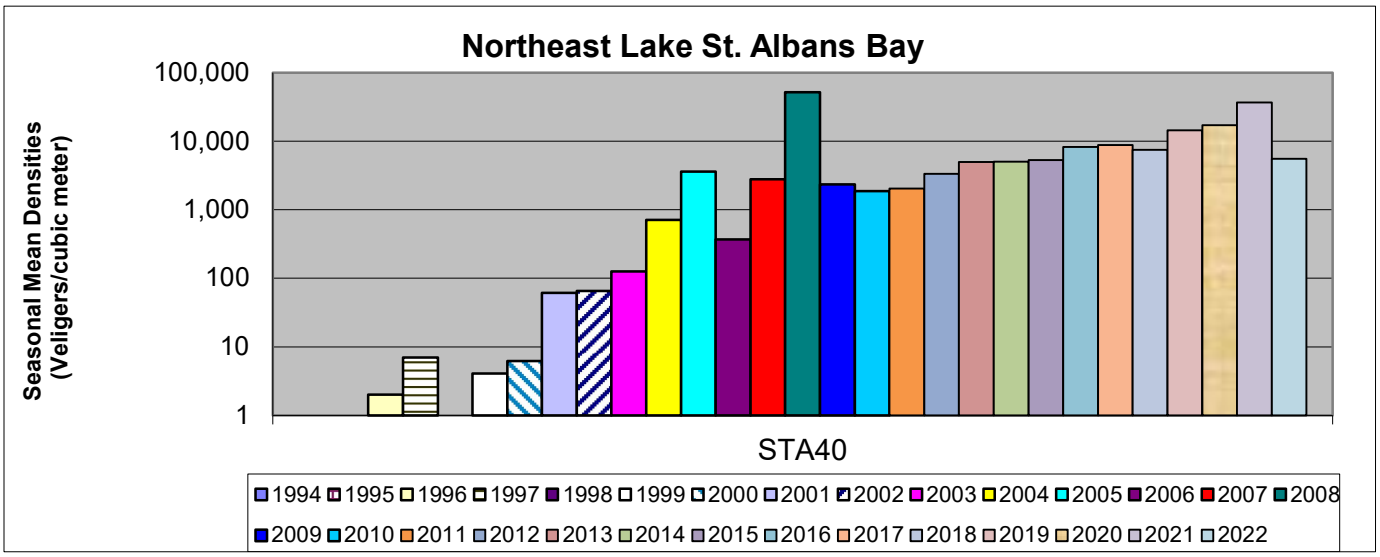
Northeast Lake St. Albans Bay
Seasonal Mean Densities (Veligers/cubic meter)
100,000
10,000
1,000
100
10
1
STA40
1994 1995 1996 1997 1998 1999 2000 2001 2002 2003 2004 2005 2006 2007 2008
2009 2010 2011 2012 2013 2014 2015 2016 2017 2018 2019 2020 2021 2022

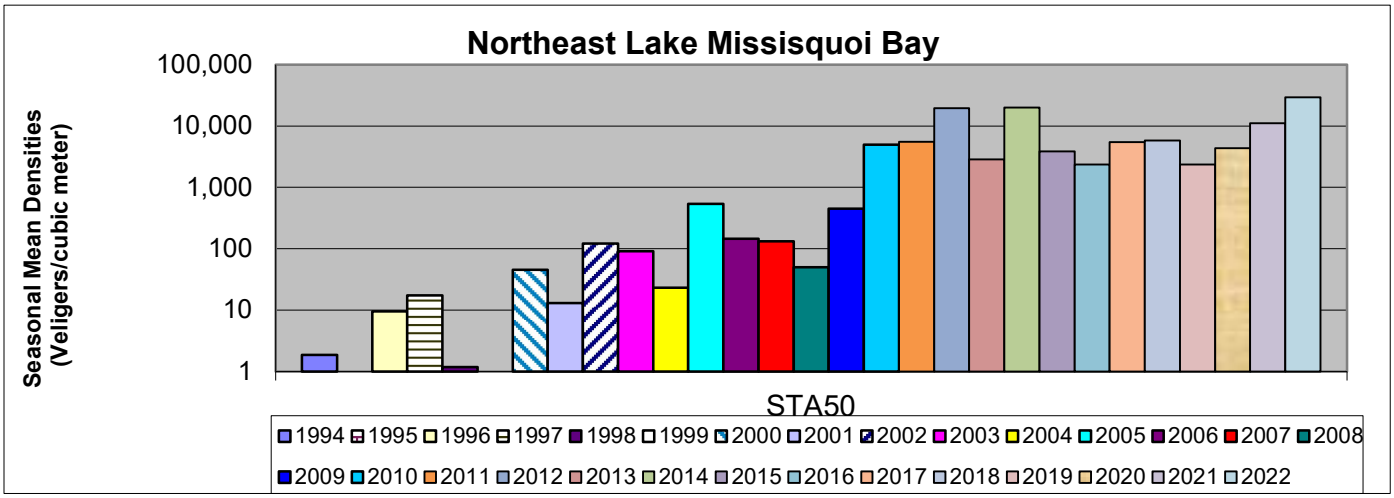
Northeast Lake Missisquoi Bay
Seasonal Mean Densities (Veligers/cubic meter)
100,000
10,000
1,000
100
10
1
STA50
1994 1995 1996 1997 1998 1999 2000 2001 2002 2003 2004 2005 2006 2007 2008
2009 2010 2011 2012 2013 2014 2015 2016 2017 2018 2019 2020 2021 2022

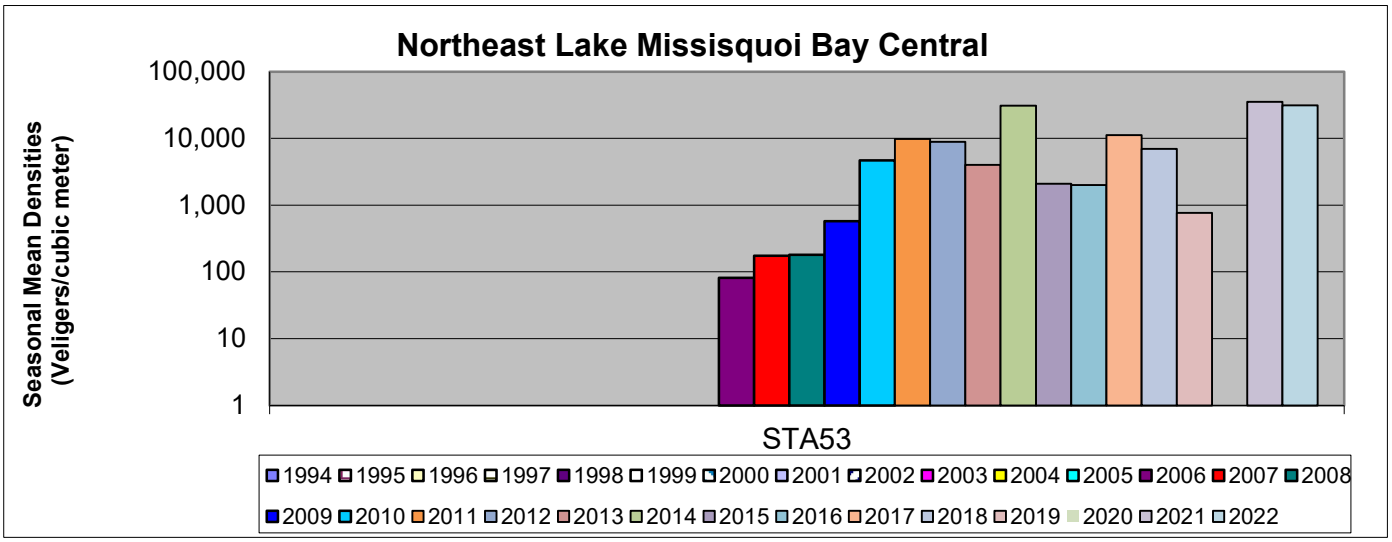
Northeast Lake Missisquoi Bay Central
Seasonal Mean Densities (Veligers/cubic meter)
100,000
10,000
1,000
100
10
1
STA53
1994 1995 1996 1997 1998 1999 2000 2001 2002 2003 2004 2005 2006 2007 2008
2009 2010 2011 2012 2013 2014 2015 2016 2017 2018 2019 2020 2021 2022