

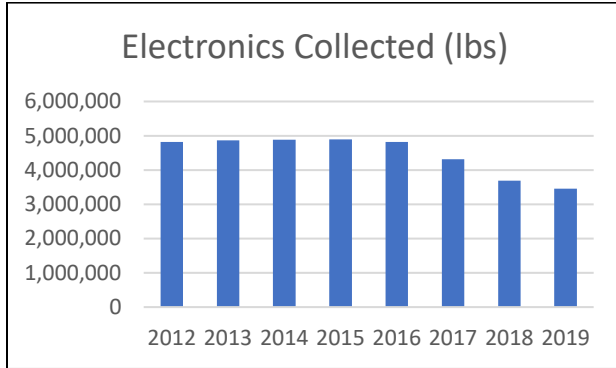


Vermont’s Extended Producer Responsibility (EPR) laws—so-called “special recycling,”—share the cost of recycling and safe materials management between manufacturers and consumers, alleviating financial burdens on municipalities and mitigating environmental impacts from disposal by increasing collection and recycling rates of covered products. Vermont’s EPR programs are effective at collecting these targeted materials largely due to the convenient collection locations throughout the state, efforts by Solid Waste Management Entities and private facilities, and outreach to consumers.

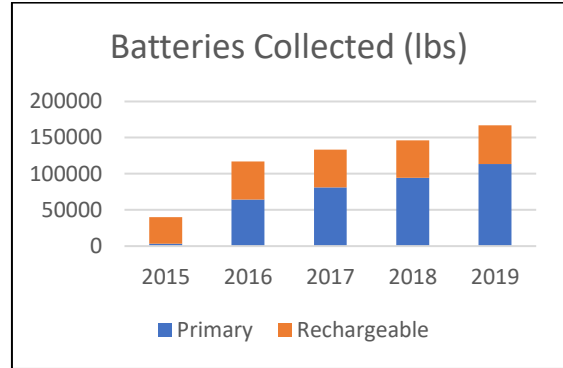
Performance of Vermont’s Extended Producer Responsibility Programs

PRODUCT	AMOUNT COLLECTED IN PROGRAM YEAR 2019	CONVENIENCE	IMPACTS
Electronics	3,460,051 lbs of electronics (5.53 lbs per capita)	Over 100 collection sites across the state	<ul style="list-style-type: none"> • One of the highest per capita collection rates nationally. • Lbs declining due to fewer CRTs.
Mercury Lamps (Bulbs)	186,652 lamps	Over 150 collection sites across the state	<ul style="list-style-type: none"> • 1,454,684 mercury lamps safely recycled since program started.
Mercury Thermostats	2,069 thermostats	Over 160 collection sites across the state	<ul style="list-style-type: none"> • 236 lbs of mercury collected since start of program in 2010.
Mercury Auto Switches	63 switches	60 participating collection sites	<ul style="list-style-type: none"> • 5,717 switches/12.58 lbs of mercury collected since 2007. • Number declining because they are no longer in use.
Primary Batteries	113,451 lbs primary batteries (non-rechargeable)	98% population within 10 miles of a collection site	<ul style="list-style-type: none"> • As the only state with a primary battery EPR, VT recycles more batteries per-capita than any other state. • Collection has increased since the first program year but missed the goal by 8,500 lbs of batteries.
Paint	115,142 gallons of paint (July 2018 - June 2019)	99.5% population within 15 miles of a collection site	<ul style="list-style-type: none"> • One of the highest recovery rates of the 9 state programs. • Collection has increased by 20% since the last biennial report.

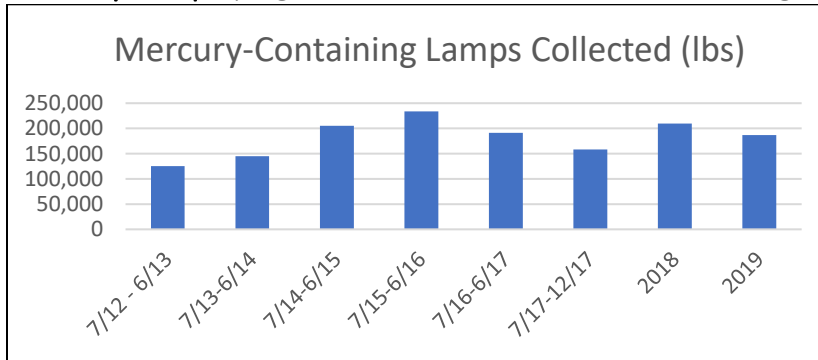
Electronics (began 2012)



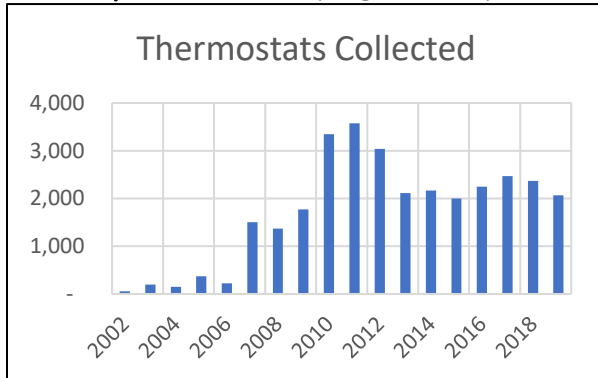
Primary Batteries (began 2015)



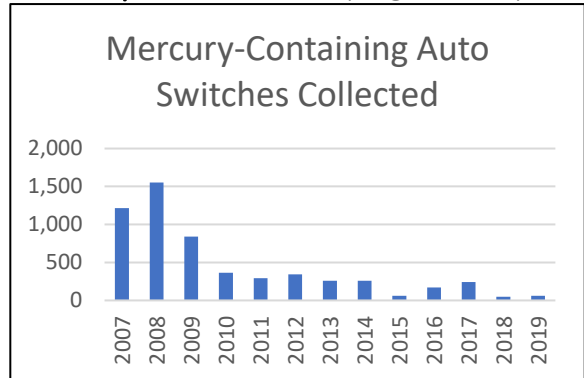
Mercury Lamps (began 2012; switched to annual tracking in 2017)



Mercury Thermostats (began 2010)



Mercury Auto Switches (began 2007)



Paint (began 2014)

