

DRAFT



VERMONT

---

STATE OF VERMONT WEBSITE TEMPLATE USER GUIDE  
May 2015

AGENCY

# Department

SEARCH

CONTACT

PROGRAM AREA

OR THEME

OR AUDIENCE

AS BASIS FOR

MEGA MENU

NAVIGATION



## Left Navigation

Ossit lautet

Lacculpa quia voloria

Doloreste estis mi optataquam

Ossequat ibuste dolentur

Voloresectus

Doluptis id quamet

## TEMPLATE FEATURES

The pages in this guide are designed to replicate the overall look of the State of Vermont's CMS (Content Management System) driven website template and provide examples of some of the features available.

As you will see on this page and those that follows, the state template for websites includes:

- A branding bar at the top of every page that includes "VERMONT OFFICIAL STATE WEBSITE" and the 'Moon over Mountains Vermont' logo. The 'Moon over Mountains Vermont' logo acts as a link to [www.vermont.gov](http://www.vermont.gov). This branding bar appears exactly the same on all sites.
- A typography standard for the name of the website, identifying the site owner. The site name acts as a link back to the home page from any page on the website. The format for the site name can be either (first line / second line):
  - State of Vermont / Agency;
  - Agency / Department; or,
  - Agency / Program Name
- Built-in Search feature in the top right of all pages, as well as a button linking to a Contact page. This standard placement for Search and Contact across all websites provides a consistent user experience.
- Primary navigation in the left-hand column. Top navigation is also available as a secondary navigation option, but can only be used in addition to the left navigation, not in place of.
- A standard area for detailed 'Contact Us' information in the bottom left of the footer. This section can also include social media links (optional). Again, standard placement for social media icons provides a consistent user experience.
- A footer with three columns for quick link menus or widgets, providing additional options for secondary navigation.
- Multiple pre-built styles available for slideshows and widgets (text-based, image-based or based on a standard library of icons).

- ★ The CMS template features a 'responsive design' so the site is compatible with any size device. The elements of the page will shift automatically to fit the size of the viewing-device, whether it be desktop, tablet or mobile. No additional web programming is required, so all websites created in this template are considered 'mobile-friendly.'

### Contact Us

Secretary or Commissioner  
Address  
Address  
Phone and/or email

### Connect with Us



### Footer Column One

Aperuptat  
Otatem et odi sit  
eruptatur  
Quam experum vellati  
Delique soluptatur  
Officim et a cores  
destium quam quia

### Footer Column Two

Preperum faccusant  
Quidestrum earchil  
Mossequo quias  
Renditatur sin pligeni  
eturis  
Ovidusam nis autem  
Solorepedis exceatiam  
idita

### Footer Column Three

Remquo est experferspel  
Inihil estemporiam  
Doluptas min  
Cullent ionseed esto

AGENCY

# Department




PROGRAM AREA   OR THEME   OR AUDIENCE   AS BASIS FOR   MEGA MENU   **NAVIGATION**



- Lum laborat
- Optatemodi nusdam
- Fugitianita atibus
- Exeruntia vollabo ribus
- Ossit lautet
- Lacculpa quia voloria

## Left Navigation

- Ossit lautet
- Lacculpa quia voloria
- Doloreste estis mi optataquam**
- Ossequat ibuste dolentur
- Voloresectus
- Doluptis id quamet

## NAVIGATION

The left-hand navigation is the primary navigation for all websites in the CMS template. The active page is shown with a vertical bar.

- ★ Every page on the website must be available from somewhere within the left navigation structure.
- ★ Four levels of navigation display hierarchically indented, as shown at left.

The website template offers the option for top navigation in addition to the left-hand navigation (as shown in this guide). The top navigation is optional, and should be treated as secondary navigation, e.g. an additional path for users to find web content.

- ★ Top navigation will NOT be visible on devices with a smaller than 600 pixels wide screen size. The left navigation becomes the menu on mobile devices.

The top navigation can function in three ways:

- The navigation terms can act as direct links;
- The navigation terms can trigger a one-column drop down menu on hover (shown above); or,
- The navigation terms can trigger a multi-column 'mega menu' on hover (see below). The mega menu can include two, three or four columns of links. Two styles of links are available in the mega menu, subheads (which appear bold and in all caps) and standard links.
- ★ Standard links can be managed by Site Administrators but top navigation items and subhead links can only be managed at the Super Administrator level (DII or the Chief Marketing Office).

PROGRAM AREA   OR THEME   OR AUDIENCE   AS BASIS FOR   **MEGA MENU**   NAVIGATION

SUBHEAD		SUBHEAD		SUBHEAD	SUBHEAD
link		link		link	link
link		link		link	link
link		link		SUBHEAD	link
link		SUBHEAD		link	link
link		link		link	



### Contact Us

Secretary or Commissioner  
Address  
Address  
Phone and/or email

### Connect with Us



### Footer Column One

Aperuptat  
Otatem et odi sit  
eruptatur  
Quam experum vellati  
Delique soluptatur  
Officim et a cores  
destium quam quia

### Footer Column Two

Preperum faccusant  
Quidestrum earchil  
Mossequo quias  
Renditatur sin pligeni  
eturis  
Ovidusam nis autem  
Solorepedis exceatiam  
idita

### Footer Column Three

Remquo est experferspel  
Inihil estempora  
Doluptas min  
Cullent ionsed esto

AGENCY

# Department

SEARCH

CONTACT

PROGRAM AREA

OR THEME

OR AUDIENCE

AS BASIS FOR

MEGA MENU

NAVIGATION



## Left Navigation

Ossit lautet

Lacculpa quia voloria

Doloreste estis mi optataquam

Ossequat ibuste dolentur

Voloresentus

Doluptis id quamet

## CONTENT TYPES

The CMS template offers a variety of ways to add content to the site. The term 'content type' is used to distinguish between different kinds of content and how that content is displayed. Each content type is described in more detail later in this guide. Available content types include:

- **Basic Page**
- **Article:** use for time-sensitive content such as News, Press Releases or Blog posts. An aggregated view of all content of one post-type (i.e. news) can be shown in a reverse chronological list, either in a block (date and title only) or on a summary page (date, title, summary, optional and thumbnail image).
- **Event:** use for individual events with a specific date. Events can be shown in a list, or in a calendar view. The calendar can show events by month, week, day or year.
- **Document:** use for files available for download, such as PDFs, Word files or Excel spreadsheets. A summary description, thumbnail image, category and/or content tags can be associated with any document. Documents can also be viewed in a table layout with sortable columns for title, file name, category, date and file format.
- **Slide:** use for images that appear outside of the main content area (as shown above). A slideshow can be created from multiple slides. Three types of slides are available:
  - Full width - full featured (includes caption panel overlay on left side of image)
  - Two column - full featured (includes distinct caption box on the right-side of the image)
  - Square (no caption, can only be used in sidebars and footer regions)
- **Widget:** use as a visual tool for secondary navigation. Widgets can be used to create paths for different audiences, direct users to deeper parts of your website, highlight important content, encourage users to perform a certain task, etc. Four types of widgets are available:
  - Image only
  - Image and text
  - Icon and text
  - Text only
- **Button:** use to display a link as a visual box (with rollover hover)
- **Webform:** use to create contact forms and questionnaires. Submission results and statistics are recorded and accessible to Site Administrators.
- **Emergency Banner:** for emergency use only. Will create a bright red banner with one line of text that can temporarily appear on every page of the site.

### Contact Us

Secretary or Commissioner  
Address  
Address  
Phone and/or email

### Connect with Us



### Footer Column One

Aperuptat  
Otatem et odi sit  
eruptatur  
Quam experum vellati  
Delique soluptatur  
Officim et a cores  
destium quam quia

### Footer Column Two

Preperum faccusant  
Quidestrum earchil  
Mossequo quias  
Renditatur sin pligeni  
eturis  
Ovidusam nis autem  
Solorepedis exeatiam  
idita

### Footer Column Three

Remquo est experferspel  
Inihil estempora  
Doluptas min  
Cullent ionsed esto

AGENCY

# Department

SEARCH

CONTACT

## NAVIGATION BAR

TOP FEATURED CONTENT  
(use for slideshow or full-width image)

FIRST  
SIDEBAR  
(navigation  
only)

HIGHLIGHTED  
(use for slideshow, full-width image or special content approved by CMO)

CONTENT TOP  
(use for slideshow or full-width image)

TWO COLUMN CONTENT  
TOP

TWO COLUMN CONTENT  
TOP

THREE COLUMN  
CONTENT TOP

THREE COLUMN  
CONTENT TOP

THREE COLUMN  
CONTENT TOP

CONTENT

TWO COLUMN CONTENT  
BOTTOM

TWO COLUMN CONTENT  
BOTTOM

THREE COLUMN  
CONTENT BOTTOM

THREE COLUMN  
CONTENT BOTTOM

THREE COLUMN  
CONTENT BOTTOM

BELOW CONTENT

SECOND  
SIDEBAR  
(home page  
only)

On internal  
pages,  
appears  
above footer  
(see below)

## REGION MAP

As illustrated above, the CMS template is divided into multiple regions. Regions in dark gray are restricted regions reserved for navigation or special circumstances.

Regions in light gray are available for placing content in the form of text, images, widgets, menus, feeds of aggregated dated content (e.g. latest news or events), etc.

- ★ The only region where content is required is in the 'CONTENT' region (outlined in red). Use of any other region is optional. The regions within the dotted red line are referred to as the "main content area."

All regions have a fixed width. The vertical length of each region will depend on the content placed inside that region.

Multiple pieces of content can be placed within any region. For regions with more than one column, the content will start in the left-hand column and wrap to another line if needed (e.g. if four widgets are placed in the three-column region, the fourth will appear on the next line, flush left).

SECOND SIDEBAR (on internal pages)

CONTACT INFO  
(contact info and  
social media only)

MEGA FOOTER  
(three columns)

FOOTER (no content allowed)



AGENCY

# Department

SEARCH

CONTACT

PROGRAM AREA   OR THEME   OR AUDIENCE   AS BASIS FOR   MEGA MENU   NAVIGATION



## Left Navigation

- Ossit lautet
- Lacculpa quia voloria
- Doloreste estis mi optataquam
- Ossequat ibuste dolentur
- Voloresectus
- Doluptis id quamet

## SLIDES

### HOME PAGE HERO IMAGE, FULL WIDTH

To create a visual anchor for the website, use of a 'hero' image on the home page is recommended. Placed in the 'Top Featured Content' region, as shown above, the home page can either feature one full-width image (with no caption) – or a slideshow of images with captions (up to 10 slides). On the captions, a slide title and caption text are required; category is optional.

When a slideshow or static image is used in the full-width 'Top Featured Content' area, the left navigation starts below the image. On the following page, an alternate placement of a hero image is shown where the left navigation can appear next to the image, instead of below.

★ Different types of slideshows may be used throughout the site, but different versions (a different set of slides) of the same slideshow type must all appear in the same region.

Image Only [see above]

Slide Full Width - Full Featured [see below] with optional category, slide title, and slide text



### Contact Us

Secretary or Commissioner  
Address  
Address  
Phone and/or email

### Connect with Us



### Footer Column One

Aperuptat  
Otatem et odi sit eruptatur  
Quam experum vellati  
Delique soluptatur  
Officim et a cores destium quam quia

### Footer Column Two

Preperum faccusant  
Quidestrum earchil  
Mossequo quias  
Renditatur sin pligeni eturis  
Ovidusam nis autem  
Solorepedis exceatiam idita

### Footer Column Three

Remquo est experferspel  
Inihil estempora  
Doluptas min  
Cullent ionسد esto

AGENCY

# Department

SEARCH

CONTACT

PROGRAM AREA   OR THEME   OR AUDIENCE   AS BASIS FOR   MEGA MENU   NAVIGATION

- Left Navigation
- Ossit lautet
- Lacculpa quia voloria
- Doloreste estis mi optataquam
- Ossequat ibuste dolentur
- Voloresectus
- Doluptis id quamet



### HOME PAGE HERO IMAGE, CONTENT WIDTH

A 'hero' image (or slidehsow) can also be placed in the 'Highlighted' region on the home page, as shown above. For site owners who wish to use the Full Width - Full Featured type of slideshow on interior pages (such as interior landing pages), this option may be preferred.

★ Note that the left navigation appears higher on the page when no content (images or otherwise) is placed in the 'Top Featured Content' region.

### SLIDESHOWS

Slideshows must include a minimum of one slide, up to a maximum of 10 slides per slideshow. As noted previously, different types of slideshows may be used throughout the site, but different versions of the same slideshow type must all appear in the same region. While up to 10 slides are possible, five slides or less is recommended to reduce load times.

Three types of slideshow are available:

1. Slide Full Width - Full Featured (with optional category, slide title, and slide text) [see above]
2. Slide Two Column - Full Featured (with category [optional], slide title and slide text)



3. Slide Square Image (image only, no slide text)

★ The Slide Square Image slideshow can **ONLY** be used in the Second Sidebar region (home page or internal pages) or the Mega Footer region.



#### Contact Us

Secretary or Commissioner  
Address  
Address  
Phone and/or email

#### Connect with Us



#### Footer Column One

Aperuptat  
Otatem et odi sit eruptatur  
Quam experum vellati  
Delique soluptatur  
Officim et a cores destium quam quia

#### Footer Column Two

Preperum faccusant  
Quidestrum earchil  
Mossequo quias  
Renditatur sin pligeni eturis  
Ovidusam nis autem  
Solorepedis exceatiam idita

#### Footer Column Three

Remquo est experferspel  
Inihil estempora  
Doluptas min  
Cullent ionsed esto

AGENCY

# Department

SEARCH

CONTACT

PROGRAM AREA   OR THEME   OR AUDIENCE   AS BASIS FOR   MEGA MENU   NAVIGATION

Left Navigation

Ossit lautet

Lacculpa quia voloria

Doloreste estis mi optataquam

Ossequat ibuste dolentur

Voloresectus

Doluptis id quamet

## WIDGETS

Widgets can be used in any region on the website, but are primarily intended for use in the following regions (refer to region map):

- Two-column and Three-column Content Top
- Two-column and Three-column Content Bottom
- Second sidebar (home page and/or internal pages)
- Mega Footer

The styling of the widgets varies depending on where they are placed – see the following pages for examples of how different widgets look in different regions.


The widget examples shown on the following pages are all illustrated as they would appear in a three-column region. Below are a few additional examples of how widgets appear in one-column and two-column regions.

**Image and Text in Two-Column Region** (shown with Title [required] and caption [optional])



**Adult Services**

Me reruptur? Uda quia sitatem eosandam quam, nia qui que sitem.



**Assistive Technology Program**

Me reruptur? Uda quia sitatem eosandam.

**Image and Text in One-Column Region** (shown with Title [required])



**Adult Services**

★ NOTE: Widgets of any type placed in the Below Content Region will appear WITHOUT the top color accent bar

### Contact Us

Secretary or Commissioner  
Address  
Address  
Phone and/or email

### Connect with Us



### Footer Column One

Aperuptat  
Otatem et odi sit eruptatur  
Quam experum vellati  
Delique soluptatur  
Officim et a cores destium quam quia

### Footer Column Two

Preperum faccusant  
Quidestrum earchil  
Mossequo quias  
Renditatur sin pligeni eturis  
Ovidusam nis autem  
Solorepedis exceatiam idita

### Footer Column Three

Remquo est experferspel  
Inihil estempora  
Doluptas min  
Cullent ionسد esto



AGENCY

# Department

SEARCH

CONTACT

PROGRAM AREA OR THEME OR AUDIENCE AS BASIS FOR MEGA MENU NAVIGATION

Left Navigation

Ossit lautet

Lacculpa quia voloria

Doloreste estis mi optataquam

Ossequat ibuste dolentur

Voloresectus

Doluptis id quamet

## WIDGETS

### WHEN USED IN MAIN CONTENT AREA

#### Image Only



#### Image and Text (shown with Title [required] only)



Adult Services

Assistive Technology Program

Blind and Visually Impaired

#### Image and Text (shown with Title [required] and caption [optional])



Adult Services

Me reruptur? Uda quia sitatem eosandam quam, nia qui que sitem.

Assistive Technology Program

Me reruptur? Uda quia sitatem eosandam.

Blind and Visually Impaired

Me reruptur? Uda quia sitatem eosandam.

#### Image and Text (shown with Title [required], caption [optional] and button text [optional])



Adult Services

Me reruptur? Uda quia sitatem eosandam quam, nia qui que sitem.

[Learn More](#)

Assistive Technology Program

Me reruptur? Uda quia sitatem eosandam.

[Learn More](#)

Blind and Visually Impaired

Me reruptur? Uda quia sitatem eosandam quam, nia qui que sitem.

[Learn More](#)

### Contact Us

Secretary or Commissioner  
Address  
Address  
Phone and/or email

### Connect with Us



### Footer Column One

Aperuptat  
Otatem et odi sit eruptatur  
Quam experum vellati  
Deliquie soluptatur  
Officim et a cores destium quam quia

### Footer Column Two

Preperum faccusant  
Quidestrum earchil  
Mossequo quias  
Renditatur sin pligeni eturis  
Ovidusam nis autem  
Solorepedis exceptiam idita

### Footer Column Three

Remquo est experferspel  
Inihil estempora  
Doluptas min  
Cullent ionسد esto

AGENCY

# Department

SEARCH

CONTACT

PROGRAM AREA OR THEME OR AUDIENCE AS BASIS FOR MEGA MENU NAVIGATION

Left Navigation

Ossit lautet

Lacculpa quia voloria

Doloreste estis mi optataquam

Ossequat ibuste dolentur

Voloresectus

Doluptis id quamet

## WIDGETS

WHEN USED IN SECOND SIDEBAR (HOME PAGE OR JUST ABOVE FOOTER)

Image Only



Image and Text (shown with Title [required] only)



Adult Services

Assistive Technology Program

Blind and Visually Impaired

Image and Text (shown with Title [required] and caption [optional])



Adult Services

Me reruptur? Uda quia sitatem eosandam quam, nia qui que sitem.

Assistive Technology Program

Me reruptur? Uda quia sitatem eosandam.

Blind and Visually Impaired

Me reruptur? Uda quia sitatem eosandam.

Image and Text (shown with Title [required], caption [optional] and button text [optional])



Adult Services

Me reruptur? Uda quia sitatem eosandam quam, nia qui que sitem.

[Learn More](#)

Assistive Technology Program

Me reruptur? Uda quia sitatem eosandam.

[Learn More](#)

Blind and Visually Impaired

Me reruptur? Uda quia sitatem eosandam quam, nia qui que sitem.

[Learn More](#)

### Contact Us

Secretary or Commissioner  
Address  
Address  
Phone and/or email

### Connect with Us



### Footer Column One

Aperuptat  
Otatem et odi sit eruptatur  
Quam experum vellati  
Deliquie soluptatur  
Officim et a cores destium quam quia

### Footer Column Two

Preperum faccusant  
Quidestrum earchil  
Mossequo quias  
Renditatur sin pligeni eturis  
Ovidusam nis autem  
Solorepedis exceatiam idita

### Footer Column Three

Remquo est experferspel  
Inihil estempora  
Doluptas min  
Cullent ionسد esto

AGENCY

# Department

SEARCH

CONTACT

PROGRAM AREA OR THEME OR AUDIENCE AS BASIS FOR MEGA MENU NAVIGATION

Left Navigation

Ossit lautet

Lacculpa quia voloria

Doloreste estis mi optataquam

Ossequat ibuste dolentur

Voloresectus

Doluptis id quamet

## WIDGETS

### WHEN USED IN MEGA FOOTER

#### Image Only



#### Image and Text (shown with Title [required] only)



Adult Services



Assistive Technology Program



Blind and Visually Impaired

#### Image and Text (shown with Title [required] and caption [optional])



Adult Services

Me reruptur? Uda quia sitatem eosandam quam, nia qui que sitem.



Assistive Technology Program

Me reruptur? Uda quia sitatem eosandam.



Blind and Visually Impaired

Me reruptur? Uda quia sitatem eosandam.

#### Image and Text (shown with Title [required], caption [optional] and button text [optional])



Adult Services

Me reruptur? Uda quia sitatem eosandam quam, nia qui que sitem.

[Learn More](#)



Assistive Technology Program

Me reruptur? Uda quia sitatem eosandam.

[Learn More](#)



Blind and Visually Impaired

Me reruptur? Uda quia sitatem eosandam quam, nia qui que sitem.

[Learn More](#)

### Contact Us

Secretary or Commissioner  
Address  
Address  
Phone and/or email

### Connect with Us



### Footer Column One

Aperuptat  
Otatem et odi sit eruptatur  
Quam experum vellati  
Deliquie soluptatur  
Officim et a cores destium quam quia

### Footer Column Two

Preperum faccusant  
Quidestrum earchil  
Mossequo quias  
Renditatur sin pligeni eturis  
Ovidusam nis autem  
Solorepedis exceptiam idita

### Footer Column Three

Remquo est experferspel  
Inihil estempora  
Doluptas min  
Cullent ionسد esto

AGENCY

# Department

SEARCH

CONTACT

PROGRAM AREA OR THEME OR AUDIENCE AS BASIS FOR MEGA MENU NAVIGATION

- Left Navigation
- Ossit lautet
- Lacculpa quia voloria
- Doloreste estis mi optataquam
- Ossequat ibuste dolentur
- Voloresectus
- Doluptis id quamet

## WIDGETS

### WHEN USED IN MAIN CONTENT AREA

Icon and Text (shown with Title [required] only)



Upcoming Events



Meet Our Staff



Publications

Icon and Text (shown with Title [required] and caption [optional])



Upcoming Events

Me reruptur? Uda quia sitatem eosandam.



Meet Our Staff

Me reruptur? Uda quia sitatem eosandam.



Publications

Me reruptur? Uda quia sitatem eosandam.

Text Only (shown with Title [required] only)

Adult Services

Assistive Technology Program

Blind and Visually Impaired

Text Only (shown with Title [required] and caption [optional])

Adult Services

Me reruptur? Uda quia sitatem eosandam quam, nia qui que sitem.

Assistive Technology Program

Me reruptur? Uda quia sitatem eosandam.

Blind and Visually Impaired

Me reruptur? Uda quia sitatem eosandam.

Text Only (shown with Title [required], caption [optional] and button text [optional])

Adult Services

Me reruptur? Uda quia sitatem eosandam quam, nia qui que sitem.

[Learn More](#)

Assistive Technology Program

Me reruptur? Uda quia sitatem eosandam.

[Learn More](#)

Blind and Visually Impaired

Me reruptur? Uda quia sitatem eosandam quam, nia qui que sitem.

[Learn More](#)

### Contact Us

Secretary or Commissioner  
Address  
Address  
Phone and/or email

### Connect with Us



### Footer Column One

Aperuptat  
Otatem et odi sit eruptatur  
Quam experum vellati  
Delique soluptatur  
Officim et a cores destium quam quia

### Footer Column Two

Preperum faccusant  
Quidestrum earchil  
Mossequo quias  
Renditatur sin pligeni eturis  
Ovidusam nis autem  
Solorepedis exceatiam idita

### Footer Column Three

Remquo est experferspel  
Inihil estempora  
Doluptas min  
Cullent ionseed esto



AGENCY

# Department

SEARCH

CONTACT




PROGRAM AREA   OR THEME   OR AUDIENCE   AS BASIS FOR   MEGA MENU   NAVIGATION

- Left Navigation
- Ossit lautet
- Lacculpa quia voloria
- Doloreste estis mi optataquam
- Ossequat ibuste dolentur
- Voloresectus
- Doluptis id quamet

## WIDGETS

WHEN USED IN SECOND SIDEBAR (HOME PAGE OR JUST ABOVE FOOTER)

Icon and Text (shown with Title [required] only)

 <b>Upcoming Events</b>	 <b>Meet Our Staff</b>	 <b>Publications</b>
---	---	--

Icon and Text (shown with Title [required] and caption [optional])

 <b>Upcoming Events</b> Me reruptur? Uda quia sitatem eosandam.	 <b>Meet Our Staff</b> Me reruptur? Uda quia sitatem eosandam.	 <b>Publications</b> Me reruptur? Uda quia sitatem eosandam.
--	--	---

Text Only (shown with Title [required] only)

<b>Adult Services</b>	<b>Assistive Technology Program</b>	<b>Blind and Visually Impaired</b>
-----------------------	-------------------------------------	------------------------------------

Text Only (shown with Title [required] and caption [optional])

<b>Adult Services</b> Me reruptur? Uda quia sitatem eosandam quam, nia qui que sitem.	<b>Assistive Technology Program</b> Me reruptur? Uda quia sitatem eosandam.	<b>Blind and Visually Impaired</b> Me reruptur? Uda quia sitatem eosandam.
--	--	---

Text Only (shown with Title [required], caption [optional] and button text [optional])

<b>Adult Services</b> Me reruptur? Uda quia sitatem eosandam quam, nia qui que sitem. <a href="#">Learn More</a>	<b>Assistive Technology Program</b> Me reruptur? Uda quia sitatem eosandam. <a href="#">Learn More</a>	<b>Blind and Visually Impaired</b> Me reruptur? Uda quia sitatem eosandam quam, nia qui que sitem. <a href="#">Learn More</a>
--	--	---

### Contact Us

Secretary or Commissioner  
 Address  
 Address  
 Phone and/or email

### Connect with Us



### Footer Column One

Aperuptat  
 Otatem et odi sit eruptatur  
 Quam experum vellati  
 Delique soluptatur  
 Officim et a cores destium quam quia

### Footer Column Two

Preperum faccusant  
 Quidestrum earchil  
 Mossequo quias  
 Renditatur sin pligeni eturis  
 Ovidusam nis autem  
 Solorepedis exceatiam idita

### Footer Column Three

Remquo est experferspel  
 Inihil estempora  
 Doluptas min  
 Cullent ionsed esto

AGENCY

# Department

SEARCH

CONTACT

PROGRAM AREA OR THEME OR AUDIENCE AS BASIS FOR MEGA MENU NAVIGATION

Left Navigation

Ossit lautet

Lacculpa quia voloria

Doloreste estis mi optataquam

Ossequat ibuste dolentur

Voloresectus

Doluptis id quamet

## WIDGETS

### WHEN USED IN MEGA FOOTER

Icon and Text (shown with Title [required] only, and in all caps [optional] as typed by user)

 <b>UPCOMING EVENTS</b>	 <b>MEET OUR STAFF</b>	 <b>PUBLICATIONS</b>
----------------------------	---------------------------	-------------------------

Icon and Text (shown with Title [required] and caption [optional])

 <b>Upcoming Events</b> Me reruptur? Uda quia sitatem eosandam.	 <b>Meet Our Staff</b> Me reruptur? Uda quia sitatem eosandam.	 <b>Publications</b> Me reruptur? Uda quia sitatem eosandam.
---	--	--

Text Only (shown with Title [required] only, and in all caps [optional] as typed by user)

<b>ADULT SERVICES</b>	<b>ASSISTIVE TECHNOLOGY PROGRAM</b>	<b>BLIND AND VISUALLY IMPAIRED</b>
-----------------------	-------------------------------------	------------------------------------

Text Only (shown with Title [required] and caption [optional])

<b>Adult Services</b> Me reruptur? Uda quia sitatem eosandam quam, nia qui que sitem.	<b>Assistive Technology Program</b> Me reruptur? Uda quia sitatem eosandam.	<b>Blind and Visually Impaired</b> Me reruptur? Uda quia sitatem eosandam.
--	--	---

Text Only (shown with Title [required], caption [optional] and button text [optional])

<b>Adult Services</b> Me reruptur? Uda quia sitatem eosandam quam, nia qui que sitem. <a href="#">Learn More</a>	<b>Assistive Technology Program</b> Me reruptur? Uda quia sitatem eosandam. <a href="#">Learn More</a>	<b>Blind and Visually Impaired</b> Me reruptur? Uda quia sitatem eosandam quam, nia qui que sitem. <a href="#">Learn More</a>
--	--	---

### Contact Us

Secretary or Commissioner  
Address  
Address  
Phone and/or email

### Connect with Us



### Footer Column One

Aperuptat  
Otatem et odi sit eruptatur  
Quam experum vellati  
Delique soluptatur  
Officim et a cores destium quam quia

### Footer Column Two

Preperum faccusant  
Quidestrum earchil  
Mossequo quias  
Renditatur sin pligeni eturis  
Ovidusam nis autem  
Solorepedis exceatiam idita

### Footer Column Three

Remquo est experferspel  
Inihil estempora  
Doluptas min  
Cullent ionسد esto

AGENCY

# Department

SEARCH

CONTACT

PROGRAM AREA OR THEME OR AUDIENCE AS BASIS FOR MEGA MENU NAVIGATION

Left Navigation

- Ossit lautet
- Lacculpa quia voloria
- Doloreste estis mi optataquam
- Ossequat ibuste dolentur
- Voloresectus
- Doluptis id quamet

## ICONS

### LIBRARY OF AVAILABLE ICONS (PAGE 1 OF 4)

To use a particular icon, type the text next to the icon you would like in the 'Icon' field.

- |  |                       |  |                            |
|--|-----------------------|--|----------------------------|
|  | <i>adjust</i>         |  | <i>comments-alt</i>        |
|  | <i>anchor</i>         |  | <i>credit-card</i>         |
|  | <i>asterisk</i>       |  | <i>crop</i>                |
|  | <i>ban-circle</i>     |  | <i>dashboard</i>           |
|  | <i>bar-chart</i>      |  | <i>desktop</i>             |
|  | <i>barcode</i>        |  | <i>download</i>            |
|  | <i>beaker</i>         |  | <i>download-alt</i>        |
|  | <i>beer</i>           |  | <i>edit</i>                |
|  | <i>bell</i>           |  | <i>edit-sign</i>           |
|  | <i>bell-alt</i>       |  | <i>ellipsis-horizontal</i> |
|  | <i>bolt</i>           |  | <i>ellipsis-vertical</i>   |
|  | <i>book</i>           |  | <i>envelope</i>            |
|  | <i>bookmark</i>       |  | <i>envelope-alt</i>        |
|  | <i>bookmark-empty</i> |  | <i>exchange</i>            |
|  | <i>briefcase</i>      |  | <i>exclamation</i>         |
|  | <i>bullhorn</i>       |  | <i>exclamation-sign</i>    |
|  | <i>bullseye</i>       |  | <i>expand-alt</i>          |
|  | <i>calendar</i>       |  | <i>external-link</i>       |
|  | <i>calendar-empty</i> |  | <i>external-link-sign</i>  |
|  | <i>camera</i>         |  | <i>eye-close</i>           |
|  | <i>camera-retro</i>   |  | <i>eye-open</i>            |
|  | <i>certificate</i>    |  | <i>facetime-video</i>      |
|  | <i>check</i>          |  | <i>fighter-jet</i>         |
|  | <i>check-empty</i>    |  | <i>film</i>                |
|  | <i>check-minus</i>    |  | <i>filter</i>              |
|  | <i>check-sign</i>     |  | <i>fire</i>                |
|  | <i>circle</i>         |  | <i>fire-extinguisher</i>   |
|  | <i>circle-blank</i>   |  | <i>flag</i>                |
|  | <i>cloud</i>          |  | <i>flag-alt</i>            |
|  | <i>cloud-download</i> |  | <i>flag-checked</i>        |
|  | <i>cloud-upload</i>   |  | <i>folder-open</i>         |
|  | <i>code</i>           |  | <i>folder-close</i>        |
|  | <i>code-fork</i>      |  | <i>folder-open-alt</i>     |
|  | <i>coffee</i>         |  | <i>folder-close-alt</i>    |
|  | <i>cog</i>            |  | <i>food</i>                |
|  | <i>cogs</i>           |  | <i>frown</i>               |
|  | <i>collapse-alt</i>   |  | <i>gamepad</i>             |
|  | <i>comment</i>        |  | <i>gift</i>                |
|  | <i>comment-alt</i>    |  | <i>glass</i>               |
|  | <i>comments</i>       |  | <i>globe</i>               |

#### Contact Us

Secretary or Commissioner  
Address  
Address  
Phone and/or email

#### Connect with Us



#### Footer Column One

Aperuptat  
Otatem et odi sit  
eruptatur  
Quam experum vellati  
Delique soluptatur  
Officim et a cores  
destium quam quia

#### Footer Column Two

Preperum faccusant  
Quidestrum earchil  
Mossequo quias  
Renditatur sin pligeni  
eturis  
Ovidusam nis autem  
Solorepedis exceatiam  
idita

#### Footer Column Three

Remquo est experferspel  
Inihil estempora  
Doluptas min  
Cullent ionsed esto

AGENCY

# Department

SEARCH

CONTACT

PROGRAM AREA OR THEME OR AUDIENCE AS BASIS FOR MEGA MENU NAVIGATION

Left Navigation

- Ossit lautet
- Lacculpa quia voloria
- Doloreste estis mi optataquam
- Ossequat ibuste dolentur
- Voloresectus
- Doluptis id quamet

## ICONS

LIBRARY OF AVAILABLE ICONS (PAGE 2 OF 4)

To use a particular icon, type the text next to the icon you would like in the 'Icon' field.

- |  |                |  |                   |
|--|----------------|--|-------------------|
|  | group          |  | ok-circle         |
|  | hdd            |  | ok-sign           |
|  | headphones     |  | pencil            |
|  | heart          |  | phone             |
|  | heart-empty    |  | phone-sign        |
|  | home           |  | picture           |
|  | inbox          |  | plane             |
|  | info           |  | plus              |
|  | info-sign      |  | plus-sign         |
|  | key            |  | print             |
|  | keyboard       |  | pushpin           |
|  | laptop         |  | puzzle-piece      |
|  | leaf           |  | qrcode            |
|  | legal          |  | question          |
|  | lemon          |  | question-sign     |
|  | level-up       |  | quote-left        |
|  | level-down     |  | quote-right       |
|  | lightbulb      |  | random            |
|  | location-arrow |  | refresh           |
|  | lock           |  | remove            |
|  | unlock         |  | remove-circle     |
|  | unlock-alt     |  | remove-sign       |
|  | magic          |  | reorder           |
|  | magnet         |  | reply             |
|  | mail-forward   |  | reply-all         |
|  | mail-reply     |  | resize-horizontal |
|  | mail-reply-all |  | resize-vertical   |
|  | map-marker     |  | retweet           |
|  | meh            |  | road              |
|  | microphone     |  | rocket            |
|  | microphone-off |  | rotate-left       |
|  | minus          |  | rotate-right      |
|  | minus-sign     |  | rss               |
|  | minus-sign-alt |  | rss-sign          |
|  | mobile-phone   |  | screenshot        |
|  | money          |  | search            |
|  | move           |  | share             |
|  | music          |  | share-alt         |
|  | off            |  | share-sign        |
|  | ok             |  | shield            |

### Contact Us

Secretary or Commissioner  
Address  
Address  
Phone and/or email

### Connect with Us



### Footer Column One

Aperuptat  
Otatem et odi sit  
eruptatur  
Quam experum vellati  
Delique soluptatur  
Officim et a cores  
destium quam quia

### Footer Column Two

Preperum faccusant  
Quidestrum earchil  
Mossequo quias  
Renditatur sin pligeni  
eturis  
Ovidusam nis autem  
Solorepedis exeatiam  
idita

### Footer Column Three

Remquo est experferspel  
Inihil estempora  
Doluptas min  
Cullent ionsed esto



AGENCY

# Department

SEARCH

CONTACT

PROGRAM AREA   OR THEME   OR AUDIENCE   AS BASIS FOR   MEGA MENU   NAVIGATION

Left Navigation

- Ossit lautet
- Laculpa quia voloria
- Doloreste estis mi optataquam
- Ossequat ibuste dolentur
- Voloresectus
- Doluptis id quamet

## ICONS

### LIBRARY OF AVAILABLE ICONS (PAGE 3 OF 4)

To use a particular icon, type the text next to the icon you would like in the 'Icon' field.

	<i>shopping-cart</i>		<i>file</i>
	<i>signal</i>		<i>file-alt</i>
	<i>signin</i>		<i>cut</i>
	<i>signout</i>		<i>copy</i>
	<i>sitemap</i>		<i>paste</i>
	<i>smile</i>		<i>save</i>
	<i>sort</i>		<i>undo</i>
	<i>sort-down</i>		<i>repeat</i>
	<i>sort-up</i>		<i>text-height</i>
	<i>spinner</i>		<i>text-width</i>
	<i>star</i>		<i>align-left</i>
	<i>star-empty</i>		<i>align-center</i>
	<i>star-half</i>		<i>align-right</i>
	<i>star-half-empty</i>		<i>align-justify</i>
	<i>star-half-full</i>		<i>indent-left</i>
	<i>tablet</i>		<i>indent-right</i>
	<i>tag</i>		<i>font</i>
	<i>tags</i>		<i>bold</i>
	<i>tasks</i>		<i>italic</i>
	<i>terminal</i>		<i>strikethrough</i>
	<i>thumbs-down</i>		<i>underline</i>
	<i>thumbs-up</i>		<i>subscript</i>
	<i>ticket</i>		<i>superscript</i>
	<i>time</i>		<i>link</i>
	<i>tint</i>		<i>unlink</i>
	<i>trash</i>		<i>paper-clip</i>
	<i>trophy</i>		<i>eraser</i>
	<i>truck</i>		<i>columns</i>
	<i>umbrella</i>		<i>table</i>
	<i>upload</i>		<i>thumbnails-large</i>
	<i>upload-alt</i>		<i>thumbnails</i>
	<i>user</i>		<i>thumbnails-list</i>
	<i>user-md</i>		<i>list</i>
	<i>volume-off</i>		<i>list-ol</i>
	<i>volume-down</i>		<i>list-ul</i>
	<i>volume-up</i>		<i>list-alt</i>
	<i>warning-sign</i>		<i>caret-right</i>
	<i>wrench</i>		<i>caret-up</i>
	<i>zoom-in</i>		<i>caret-down</i>
	<i>zoom-out</i>		<i>chevron-left</i>

#### Contact Us

Secretary or Commissioner  
Address  
Address  
Phone and/or email

#### Connect with Us



#### Footer Column One

Aperuptat  
Otatem et odi sit  
eruptatur  
Quam experum vellati  
Delique soluptatur  
Officim et a cores  
destium quam quia

#### Footer Column Two

Preperum faccusant  
Quidestrum earchil  
Mossequo quias  
Renditatur sin pligeni  
eturis  
Ovidusam nis autem  
Solorepedis exeatiam  
idita

#### Footer Column Three

Remquo est experferspel  
Inihil estempora  
Doluptas min  
Cullent ionsed esto

AGENCY

# Department

SEARCH

CONTACT

PROGRAM AREA   OR THEME   OR AUDIENCE   AS BASIS FOR   MEGA MENU   NAVIGATION

Left Navigation

- Ossit lautet
- Lacculpa quia voloria
- Doloreste estis mi optataquam
- Ossequat ibuste dolentur
- Voloresectus
- Doluptis id quamet

## ICONS

### LIBRARY OF AVAILABLE ICONS (PAGE 4 OF 4)

To use a particular icon, type the text next to the icon you would like in the 'Icon' field.

- |  |                           |  |                         |
|--|---------------------------|--|-------------------------|
|  | <i>chevron-right</i>      |  | <i>css3</i>             |
|  | <i>chevron-up</i>         |  | <i>facebook</i>         |
|  | <i>chevron-down</i>       |  | <i>facebook-sign</i>    |
|  | <i>chevron-sign-left</i>  |  | <i>twitter</i>          |
|  | <i>chevron-sign-right</i> |  | <i>twitter-sign</i>     |
|  | <i>chevron-sign-up</i>    |  | <i>github</i>           |
|  | <i>chevron-sign-down</i>  |  | <i>github-alt</i>       |
|  | <i>circle-arrow-left</i>  |  | <i>github-sign</i>      |
|  | <i>circle-arrow-right</i> |  | <i>html5</i>            |
|  | <i>circle-arrow-up</i>    |  | <i>linkedin</i>         |
|  | <i>circle-arrow-down</i>  |  | <i>linkedin-sign</i>    |
|  | <i>double-angle-left</i>  |  | <i>maxcdn</i>           |
|  | <i>double-angle-right</i> |  | <i>pinterest</i>        |
|  | <i>double-angle-up</i>    |  | <i>pinterest-sign</i>   |
|  | <i>double-angle-down</i>  |  | <i>google-plus</i>      |
|  | <i>hand-left</i>          |  | <i>google-plus-sign</i> |
|  | <i>hand-right</i>         |  | <i>sign-blank</i>       |
|  | <i>hand-up</i>            |  | <i>ambulance</i>        |
|  | <i>hand-down</i>          |  | <i>beaker</i>           |
|  | <i>circle</i>             |  | <i>building</i>         |
|  | <i>circle-blank</i>       |  | <i>hospital</i>         |
|  | <i>play</i>               |  | <i>hospital-sign</i>    |
|  | <i>play-circle</i>        |  | <i>medical-kit</i>      |
|  | <i>play-sign</i>          |  | <i>medical-sign</i>     |
|  | <i>pause</i>              |  | <i>stethoscope</i>      |
|  | <i>stop</i>               |  | <i>suitcase</i>         |
|  | <i>step-backward</i>      |  | <i>user-md</i>          |
|  | <i>fast-backward</i>      |  |                         |
|  | <i>backward</i>           |  |                         |
|  | <i>forward</i>            |  |                         |
|  | <i>fast-forward</i>       |  |                         |
|  | <i>step-forward</i>       |  |                         |
|  | <i>eject</i>              |  |                         |
|  | <i>fullscreen</i>         |  |                         |
|  | <i>resize-full</i>        |  |                         |
|  | <i>resize-small</i>       |  |                         |

#### Contact Us

Secretary or Commissioner  
Address  
Address  
Phone and/or email

#### Connect with Us



#### Footer Column One

Aperuptat  
Otatem et odi sit  
eruptatur  
Quam experum vellati  
Delique soluptatur  
Officim et a cores  
destium quam quia

#### Footer Column Two

Preperum faccusant  
Quidestrum earchil  
Mossequo quias  
Renditatur sin pligeni  
eturis  
Ovidusam nis autem  
Solorepedis exceatiam  
idita

#### Footer Column Three

Remquo est experferspel  
Inihil estempora  
Doluptas min  
Cullent ionsed esto

AGENCY

# Department

SEARCH

CONTACT

PROGRAM AREA

OR THEME

OR AUDIENCE

AS BASIS FOR

MEGA MENU

NAVIGATION

## COLOR PALETTES

Ten standard color palettes are available, as shown below. The sample widgets shown in this guide are based on color palette #1. Major areas where the various colors are used, include:

- Color-A: top navigation, page categories
- Color-B: page title, article title and widget headline
- Color-C: main navigation hover, widget accents, top navigation accent

	COLOR-A	COLOR-B	COLOR-C
1	#205027	#4E8248	#4356A4
2	#205027	#83A244	#4E8248
3	#36625F	#4C8082	#83A244
4	#36625F	#4C8082	#B85423
5	#384975	#AE7749	#5B6A91
6	#384975	#70989A	#4E8248
7	#384975	#83A244	#4C8082
8	#787276	#818DAB	#5B6A91
9	#332D31	#787276	#AE7749
10	#332D31	#9C575A	#8B2929