

**Twenty-first Report on the
Status of the Petroleum Cleanup Fund**

10 VSA § 1941

January, 2009



220 gallon heating oil release from residential tank in St. Albans, October, 2008

This report includes a review of Petroleum Cleanup Fund receipts and disbursements for the fiscal year 2008. An evaluation of the effectiveness of the Fund in meeting its legislative intent, and a review of the reasonableness of remediation costs is also included. This report also includes recommendations to address funding shortfalls in the heating fuel account.

Prepared by: The Petroleum Cleanup Fund Advisory Committee

PETROLEUM CLEANUP FUND ADVISORY COMMITTEE MEMBERS

Jonathan Wood: Secretary, Agency of Natural Resources

P. Howard Flanders: Designated representative of the Commissioner,
Department of Environmental Conservation (DEC)

Walt Daly: Designated representative of the Commissioner,
Department of Banking and Insurance

Joe Choquette: Vermont Petroleum Association

Senator Virginia Lyons

Representative Gale Courcelle

Scott Bigger: Designated representative of Lowell T. Spillane,
Retail gasoline dealer

Dick Barnes: A.R. Sandri, a licensed gasoline distributor

Matt Cota: Vermont Fuel Dealers Association

Peter Bourne: Bourne's Incorporated, a licensed fuel dealer

Rep. Leo Valliere Vermont Country Properties, a licensed real estate broker

Executive Summary

This report marks the twenty-first year that the Petroleum Cleanup Fund (PCF) has provided assistance to both commercial and residential petroleum tank owners in the state. This report will highlight the accomplishments of the fund over this 21 year period, as well as provide a review of receipts and disbursements for fiscal year 2008, in accordance with 10 V.S.A. § 1941. The report also evaluates the effectiveness of the PCF in meeting its legislative intent, reviews receipts and expenditures from the motor fuel and heating oil accounts and includes proposed legislative changes.

The PCF continues to provide valuable assistance to both commercial underground storage tank owners and residential tank owners, **however the financial responsibility provided by the PCF is due to sunset on July 1, 2009.** This financial assurance is required by state and federal law for motor fuel underground tank owners, and if the PCF is not extended tank owners will be required to obtain alternative coverage, such as private insurance. A review of the current insurance market indicates that private insurance remains unavailable or unaffordable for most tank owners in Vermont. In addition, there are over 750 properties where motor fuel UST releases have occurred and on going PCF funding is needed to address the contamination. **The Committee recommends that the PCF sunset dates be extended another five years. The tank assessment sunset date is due to expire on July 1, 2009.** This would be the last date to receive coverage under the fund.

In addition to providing financial responsibility to motor fuel UST tank owners, the PCF provides the financial resources necessary to remediate petroleum contamination at schools, homes, businesses, farms, churches, public work facilities and many other locations. PCF coverage for heating oil tanks has been critical to the state by providing a means to remediate releases that threaten public health and the environment. Petroleum releases have been discovered at nearly 3,000 separate properties, with contamination discovered in drinking water wells, in the indoor air of homes and businesses, seeping into surface water bodies and at dangerous levels in public utility lines. Without the PCF many Vermont homeowners would be left struggling to fund an expensive cleanup

In FY08 the PCF had adequate funds for this year which allowed for the timely reimbursements for cleanups. **The motor fuel account was also able to fund more aggressive cleanup at older sites where there was little to no natural degradation of the contamination.** The fund maintained the required \$1 million reserve which satisfies EPA's financial responsibility requirement for Vermont underground storage tank (UST) owners. **The heating fuel account continued to have inadequate funds to address the growing demands, as the number and magnitude of heating fuel cleanups required more funds for cleanup than were collected annually.** The legislature authorized the transfer of up to \$750,000 from the motor fuel account to the heating fuel account. This allowed this account to end the fiscal year with a positive balance. Revenues to the PCF declined in FY08. **In addition, PCF funds totaling \$2.8 million were transferred to the general fund. This reduced the PCF balance to a level considered technically insolvent, as reported in a 2005 actuarial analysis.**

The Agency of Natural Resources relies on PCF funds to cover its administrative expenses to manage the fund. Since the PCF was established in 1988, the authorized administrative fee has remained unchanged at four percent of annual receipts. **The Committee recommends that this fee be increased to six percent of annual receipts.** The fee increase is necessary to account for lost revenue due to declining annual receipts. Additional fee money is also needed to allow for the Agency to secure additional federal funds for UST prevention work which require a 25% state match.

Description and Purpose

This is the twenty-first annual report on the status of the PCF. This report will look at the effectiveness of the fund in meeting its intended purpose, will review the status of cleanups from motor fuel and heating oil releases from both aboveground and underground heating oil storage tanks, will review the farm and residential underground storage tank (UST) and aboveground (AST) grant program and will provide future PCF projections and recommendations for changes to the PCF.

In 1985, the General Assembly enacted Vermont's first law to regulate the construction, maintenance and operation of underground steel tanks used for the storage of petroleum products. Act 66 of the 1985 session established standards for new construction, and set a deadline of June 30, 1998, later amended to December 22, 1998, for the removal or replacement of unprotected USTs.

In 1988 the Legislature created the PCF, and appointed this Advisory Committee to oversee the financing, effectiveness and conduct of the program. The primary purpose of the PCF is to protect public health and the environment by paying for cleanup and restoration of contaminated soil and groundwater caused by releases from underground petroleum storage tanks, and to compensate third parties for property damage and bodily injury. Many changes have been made since 1988, including the inclusion of pollution coverage for aboveground storage tanks (ASTs) and a farm and residential UST and AST grant program. The Fund also provides loans to small marketers and small towns for tank replacement, and to all tank owners for upgrades to spill and overfill leak detection equipment.

The PCF provides financial assurance to UST owners, who are required by state and federal law to provide coverage for up to \$1 million for cleanup and \$1 million for third party liability. Since such affordable comprehensive insurance coverage continues to be difficult to access for tank owners, the PCF fund enables tank owners to meet their financial responsibility (FR) requirements. By law, the U.S. EPA must approve the operation and viability of a state fund before it may serve as a financial responsibility mechanism for UST owners. EPA accepted Vermont's fund as a financial assurance mechanism in 1990, with the requirement that a minimum balance of \$1 million be maintained.



350 gallon diesel spill at gas station in Springfield, September, 2008

In 2004, the Legislature enacted a fee on heating fuel to create a revenue source for the heating oil related activities funded under the PCF. The PCF was also divided into two separate accounts: a motor

fuel account and a heating oil account, with both revenue and expenditures to be managed within each account.

Revenue for the motor fuel account comes from an annual assessment fee of up to \$100 per tank on most underground tanks, and a “distributor licensing fee” of one cent per gallon of motor fuel sold in the state. Additional revenue comes from the repayment of loans, recovery of some costs from responsible parties, and interest accruing upon any cash balance in the fund. Revenue for the heating fuel account is generated from a licensing fee of one-half cent per gallon of heating oil and kerosene sold in the state.

Expenditures include the cost of cleanup, third party payments, loans to businesses and municipalities, grants to homeowners to assist in the removal of heating oil USTs and administrative expenses. Each uninsured cleanup undertaken in the state becomes eligible for fund assistance after the party responsible for the tank meets a certain “deductible,” a co-insurance payment based on the circumstances of ownership. For commercial entities, the deductible is set at \$10,000 per occurrence. For homeowners, a deductible of \$250 must be met. Owners of commercial heating oil ASTs meet a \$1,000 deductible.

The sunset date for collection of the motor fuel and heating fuel fees is April 1, 2011.

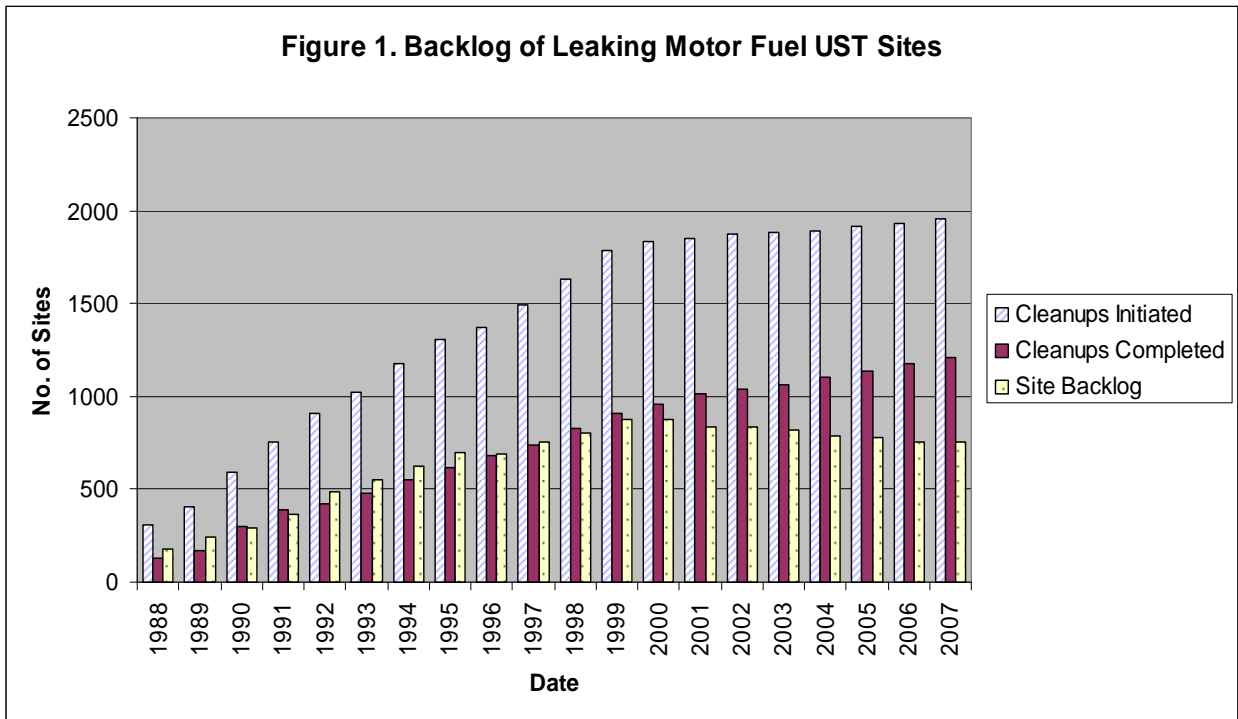
Risks to Fund Solvency

The PCF currently maintains a sufficient cash balance in the motor fuel account to address its current obligations, while the heating fuel account is inadequate to address current demands. An actuarial study was completed in 2005. This study found that the fund is projected to be technically insolvent (projected liabilities exceed assets of the fund) through 2011. A \$2.8 million transfer of funds out of the PCF has increased the gap between projected liabilities and fund assets.



175 gallon fuel oil release. Product migrated outside home via floor drain. Barnet, March 2008

The large number of contaminated properties that are eligible for reimbursement under the Fund will continue to require significant PCF monies. Seventy-one new sites were discovered in 2008 adding to the total of over 3,000 sites discovered statewide since 1988. This large number of contaminated properties will result in continued disbursements from the PCF. Additional funds are expected to be disbursed at older sites in part due to an EPA grant requirement to address our site backlog. Over 1,200 sites remain in an active status where PCF eligible work needs to be completed; with over 750 of these sites the result of a leaking motor fuel UST. Figure 1 provides a breakdown of motor fuel UST sites over time. This work will require continued funding from the PCF into the future.



Reimbursements for releases at heating fuel sites continue to remain consistent each year, averaging about \$1.5 million per year, while income has been on a general decline each year. In 2005 the heating fuel fee generated \$930,367 while in 2008 that same fee resulted in \$702,992. Attachment 4 provides a breakdown of income to the fund over its history. Although the heating oil account ended the fiscal year with a positive balance this was only accomplished due to a legislatively approved \$750,000 transfer of funds from the motor fuel account. Heating fuel releases continue to be discovered each year at a consistent level due in part to an aging heating fuel storage infrastructure as well as an increased awareness of this program. In addition, more and more owners of property in Vermont are removing their heating fuel tanks, many of these the result of private insurance companies requiring the removal of the heating fuel UST as a condition of renewing the homeowner’s insurance policy. Heating fuel reimbursements have ensured remediation of petroleum contamination at schools, homes, businesses, farms, churches, public work facilities and many other locations. Attachment 3 provides a detailed list of properties that have received reimbursements from the PCF for heating fuel releases. The farm and residential grant program for heating fuel tanks continues to remain very successful, as the number of requests for grants exceed the \$150,000 authorized each year.



50 gallon heating oil spill in the basement of home in Vergennes, December, 2008

Protecting human health and environmental exposure to contamination has been a hallmark of this fund. Petroleum releases have been discovered at over 3,000 separate properties, with contamination discovered in drinking water wells, in the indoor air of homes and businesses, seeping into surface water bodies and at dangerous levels in public utility lines. For example, over 200 separate sites have been discovered where nearly 1,000 public or private drinking water wells have been contaminated. To address human health and environmental exposures to releases the fund has authorized proactive measures which include rapid initial response to releases, providing bottled water and point-of-entry treatment for contaminated drinking water, aggressively recovering free product, protecting surface water bodies, indoor air remediation and mitigation of dangerous petroleum vapors. Sites that have a direct affect on public health and the environment are the program's highest priority and demand the greatest level of effort. These same sites also present the greatest risk to fund solvency. Over the history of the program, the sites that have affected public water supplies or sensitive environmental areas have required extensive remediation at a high cost to the PCF. A site discovered in 2002 in Hartland has over 30 public and private wells that have been contaminated with a gasoline additive, MTBE. This site will require a large disbursement of PCF monies to address this problem. In addition, there are 3 sites with multiple occurrences that have received reimbursements totaling more than \$1 million each for remediation costs, 22 sites with cleanup costs less than \$1 million but greater than \$500,000 and 138 sites that have required cleanup costs less than \$500,000 but more than \$100,000 each (Attachments 3 & 4). When sites like these are discovered, cleanup work can continue, at a large fund expense, for as long as 5-10 years.

Third party claims constitute an uncertain risk. Cumulative third party claims of \$3.9 million to date represent only 4% of the total disbursements from the Fund. However, a major release in a critical area, such as a public water supply or high density residential area could result in a costly third party claim. It is important to maintain a sufficient balance in the PCF to ensure there are adequate funds to provide an immediate and effective response where public health is at risk.

Contaminated water supplies represent the majority of all third party claims. Future discovery of contaminated public water supplies is anticipated, since there are 46 leaking underground storage tank sites located in close proximity to public water supplies. There are an approximate 465 private wells at 155 sites serving an estimated population of over 1,400 people that have been contaminated by petroleum

from leaking USTs. Attachment 6 shows the distribution of sites with a direct and immediate effect on public health and the environment over the past twenty-two years. The Fund continued to provide reimbursements to municipalities where petroleum contaminated soils were encountered during public water or sewer lines projects. The added cost of properly handling the contaminated material as well as having proper personal protection for the on site workers is a third party cost eligible for reimbursement from the Fund. Each year this is an uncertain risk to the Fund.



200 gallon kerosene leak at mobile home. Kerosene migrated under home. Athens, April 2008

Potential future legislative transfer of funds continues to be a risk to fund solvency. According to the actuarial study, **“The Fund is projected to be technically insolvent (projected liabilities exceed assets of the fund) through 2011.** This does not consider any potential legislative transfer of assets from the fund. Such a transfer would extend the period that the fund is technically insolvent.” Maintaining a healthy cash balance is important to the long-term success of the fund. The \$2.8 million legislative transfer of PCF funds in 2008 expands the gap between projected liabilities and fund assets.

Review of Receipts to the Fund

A review of fund receipts for FY08 is summarized in Attachments 1 and 4. In FY08, total fund receipts for the motor fuel account were \$5,351,370. Owners of “Category One” storage tanks paid \$198,300 in tank assessment fees. This was a reduction over past years as the annual tank assessment fee was reduced from \$200/tank to \$100/tank. The distributor licensing fee, a one cent assessment per gallon of motor fuel sold in the state, contributed \$3,919,960. Other income includes the repayment of loans, \$182,701, and interest income of \$315,235. In addition, the state reached a settlement with an insurance company and recovered past costs totaling just over \$700,000.

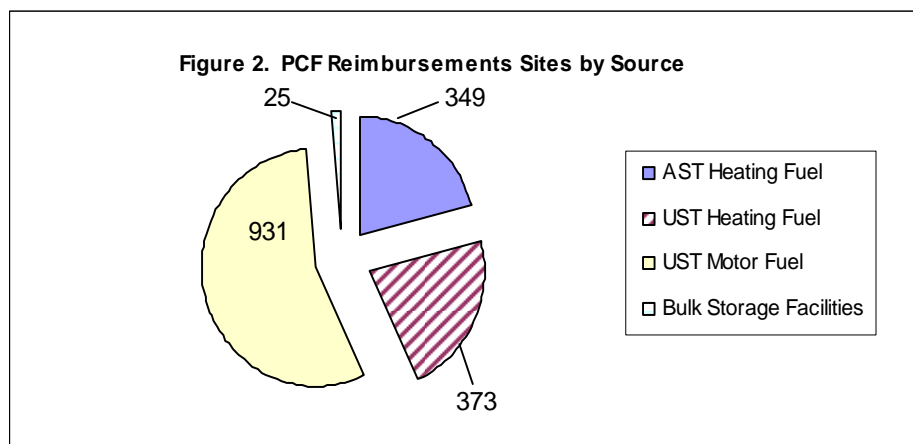
In FY08, total fund receipts for the heating fuel account were \$737,679. This represented the collection of the ½ cent per gallon fee on heating fuels. In addition, there was \$750,000 transferred from the motor fuel account.

Review of Disbursements from the Fund

A review of fund disbursements for FY08 is summarized in Attachments 1, 2, and 3. A review of fund disbursements over the history of the PCF is summarized in Attachment 5. In FY08, motor fuel account disbursements totaled \$5,726,330 and heating fuel disbursements totaled \$1,432,823. These included \$4,063,130 for remedial action for UST motor fuel sites, \$266,125 for the UST replacement loan

program, \$28,000 for the residential UST removal grant program, \$76,281 for the residential AST removal grant program, \$503,037 for remedial action for UST heating fuel sites, \$367,736 for remedial action for AST heating fuel sites, \$291,230 for administrative costs, and \$355,845 for third party claims.

Disbursements for remediation represented a total of 1,631 different sites (Attachment 2 & 3), which includes sites where remediation occurred in prior years. Figure 2 provides a breakdown of the types of PCF reimbursement sites. These sites are spread out throughout Vermont in 196 different towns. Attachment 7 shows the distribution of these sites throughout the state.



Third party claims continue to represent a small portion of overall disbursements (4%). To date the PCF has paid \$3,904,139 for all third party claims, with \$355,845 in FY08.

Investing in Prevention Activities

Important spill prevention activities have been funded by the PCF over the years. These have included providing grants to farm and residential properties to remove and replace aging aboveground and underground heating oil tanks, and to provide interest free loans to upgrade underground storage tanks. The home heating oil tank removal grants were implemented (for USTs in 1998 and AST in 2004) to get aging and problem tanks removed and replaced before leaks and releases occurred. The average cleanup cost for home heating USTs at \$17,966, and ASTs at \$11,290. The PCF Committee believes these grants have been an excellent investment, as millions of dollars on cleanup have been avoided by removing these tanks before they leak. In total, 45 grants were approved in FY08 for the closure of residential heating oil USTs for a total of \$42,000. Since the program began in 1998 the Agency has awarded \$814,649 in UST grant funds. In addition, 156 grants were approved in FY08 for the replacement of residential heating oil ASTs, totaling \$123,000. This brings the total AST grants awarded since 2004 to \$349,000. The grant program has assisted in the removal of over 1,000 tanks since its inception.

In fiscal year 2008 nine UST upgrade loans were closed for a total amount of \$451,100. Tank owners are taking advantage of the 2007 legislative changes made to the loan program. The availability of loans to tank owners of all categories of tanks has encouraged tank owners to be proactive with removal and upgrades before a release to the environment is discovered. The Agency continues to contract for services of a certified accountant to review tank owners' financials for determination of ability to repay and suggested collateral for each loan.

In 2008 owners of 37 facilities reported problems with one or more tank systems. 17 tanks failed due to water or product in the interstitial space. When the failure was the inner wall, owners opted to have the tank lined. Twenty tanks failed to meet the required corrosion protection. Two owners elected to replace their tanks, the remaining tanks had their corrosion protection restored. Fortunately because of the double walled construction none of the failed tanks caused a release to the environment. The owners who replaced their tanks took advantage of the loan program.

Effectiveness of the Fund in Meeting Its Purpose

The fund was effectively able to meet its purpose of funding cleanups and providing financial assurance for underground storage tank owners in Vermont. There was an adequate balance in the motor fuel account and claims were processed in a timely manner.

The fund was not able to effectively meet its purpose in addressing contamination from heating fuel tanks. There was an inadequate balance of funds in the heating fuel account to cover all the costs of remediating heating fuel releases. A legislatively authorized transfer of \$750,000 from the motor fuel account allowed for the continued cleanup at identified sites. Without this transfer, there would likely have been delays in site cleanup which would have increased the risk of exposure to petroleum contamination in the environment.

Reasonableness of the Cost of Cleanup

In past years, the committee has reviewed the written policies and procedures of the DEC related to UST replacement, eligible costs and reimbursement procedures. In assessing the reasonableness of the cost of cleanup, the committee has reviewed national averages and comparative data from other states. The PCF Advisory Committee has concluded that agency staff responsible for this program has exercised prudent cost containment measures. A review of an annual survey conducted by the Association of State Underground Storage Tank Cleanup Funds shows that Vermont's cost of cleaning up contaminated sites is below those of other states. The continued efforts of Agency staff have helped to maintain reasonable cleanup costs in Vermont. The implementation of Vermont's pay-for-performance cleanup agreements has also helped to control costs.

Recommended Statutory Changes to Chapter 59

The PCF Advisory committee recommends that the following statutory changes be considered by the 2009 legislature. Sections 1-3 below address the need to extend the sunset dates for the fund. Section 4 clarifies that the recently EPA adopted fuel identified as low sulfur non highway diesel fuel is considered a heating fuel for the purposes of collecting the ½ cent per gallon licensing fee. Section 5 requests an increase from 4% to 6% the administrative costs incurred by the secretary to manage the PCF. This will enable the Agency to meet state match requirements for existing federal grants and allow the state to leverage additional federal funds. Section 6 proposes to increase the amount of financial assistance from \$1,000 to \$2,000 for the closure, replacement and upgrade of underground and aboveground residential heating fuel tanks. This increase will enable low income Vermonters to afford the costs to replace aging or leaking tanks. Sections 7 & 8 clarify the definition of a public building and allow the secretary to implement registration requirements for underground heating oil tanks at these buildings. Section 9 clarifies UST closure requirements for USTs out-of-service for one year. Section 10 authorizes the PCF Advisory Committee to examine whether the Department of Motor Vehicles should collect the fees on heating fuel, as they currently collect the motor fuel fees.

1. 10 V.S.A. § 1941(b) is amended to read:

(b) The secretary may authorize disbursements from the fund for the purpose of the cleanup and restoration of contaminated soil and groundwater caused by releases of petroleum from underground storage tanks and aboveground storage tanks, including air emissions for remedial actions, and for compensation of third parties for injury and damage caused by a release. This fund shall be used for no other governmental purposes, nor shall any portion of the fund ever be available to borrow from by any branch of government; it being the intent of the legislature that this fund and its increments shall remain intact and inviolate for the purposes set out in this chapter. Disbursements under this section may be made only for uninsured costs incurred after January 1, 1987 and for which a claim is made prior to July 1, ~~2009~~ 2014 and judged to be in conformance with prevailing industry rates.

2. 10 V.S.A. § 1942 is amended to read:

(a) There is hereby established a licensing fee of one cent per gallon of motor fuel sold by a distributor or dealer or used by a user in this state, which will be assessed against every distributor, dealer or user as defined in 23 V.S.A. chapters 27 and 28, and which will be deposited into the petroleum cleanup fund. The secretary, in consultation with the Vermont Petroleum Association and the Vermont Fuel Dealers Association, Inc. shall annually determine whether or not to assess the one-cent licensing fee for the upcoming year. If the unencumbered balance of the motor fuel account of the fund established under subsection 1941(a) of this title is equal to or greater than \$7,000,000.00, then the one-cent licensing assessment for the upcoming year shall not be assessed. If the unencumbered balance in the fund is less than \$7,000,000, then the annual fee may be assessed. The secretary shall notify all sellers assessing this fee of the status of the fee for the upcoming year. This fee will be paid in the same manner, at the same time, and subject to the same restrictions or limitations as the tax on motor fuels. The fee will be

collected by the commissioner of motor vehicles and deposited into the petroleum cleanup fund.

This fee requirement shall terminate on April 1, ~~2016~~ 2011.

(b) There is assessed against every seller receiving more than \$10,000.00 annually for the retail sale of heating oil or kerosene, sold in this state and not used to propel a motor vehicle, a licensing fee of one-half cent per gallon of such heating oil or kerosene. This fee shall be subject to the collection, administration, and enforcement provisions of chapter 233 of Title 32, and the fees collected under this subsection by the commissioner of taxes shall be deposited into the petroleum cleanup fund. The secretary, in consultation with the Vermont Petroleum Association and the Vermont Fuel Dealers Association, Inc. shall annually determine whether or not to assess the one-half cent licensing fee for the upcoming year. If the unencumbered balance of heating fuel account of the fund established under subsection 1941(a) of this title is equal to or greater than \$3,000,000.00, then the one-half cent licensing assessment for the upcoming year shall not be assessed. If the unencumbered balance in the fund is less than \$3,000,000, then the annual fee may be assessed. The secretary shall notify all sellers assessing this fee of the status of the fee for the upcoming year. This fee provision shall terminate April 1, ~~2016~~ 2011.

3. 10 V.S.A. § 1943(c) is amended to read:

(c) This tank assessment shall terminate on July 1, ~~2014~~ 2009.

4. 10 V.S.A. § 1942 is amended to read:

LOW SULFUR NON-HIGHWAY DIESEL FUEL

Fuels designated by the United States Environmental Protection Agency as Low-sulfur non-highway diesel fuel shall be considered a home heating fuel and assessed a fee in the same manner as proscribed in subsection 1942(b) of title 10.

5. 10 V.S.A. § 1941(b)(7) is amended to read:

(7) administrative and field supervision costs incurred by the secretary in carrying out the provisions of this subchapter. Annual disbursements shall not exceed six ~~four~~ percent of annual receipts;

6. 10 V.S.A. § 1941(g) is amended to read:

(g) The owner of a farm or residential heating fuel storage tank used for on-premises heating or an underground or aboveground heating fuel storage tank used for on-premises heating by a mobile home park resident, as defined in section 6201 of this title, that desires assistance to close, replace, or upgrade the tank may apply to the secretary for such assistance. The financial assistance may be in the form of grants of up to \$2,000.00 ~~\$1,000.00~~ or the costs of closure, replacement, or upgrade, whichever is less. Grants shall be made only to the current property owners, except at mobile home parks where a grant may be awarded to a mobile home park resident. To be eligible to receive the grant, an environmental site assessment must be conducted by a qualified consultant during the tank closure, replacement, or upgrade if the tank is an underground heating fuel storage tank. In addition, if the closed tank is to be replaced with an underground heating fuel storage tank, the replacement tank and piping shall provide a level of environmental protection at least equivalent to that provided by a double wall tank and secondarily contained piping. Grants shall be awarded on a priority basis to projects that will avoid the greatest environmental or health risks. The secretary shall also give priority to applicants who are replacing their underground heating fuel tanks with aboveground heating fuel storage tanks that will be installed in accordance with the secretary's recommended standards. The secretary shall also give priority to lower income applicants. To be eligible to receive the grant the owner must provide the previous year's financial information, and, if the replacement

tank is an aboveground tank, must assure that any work to replace or upgrade a tank shall be done in accordance with industry standards (National Fire Protection Association, or NFPA, Code 31), as it existed on July 1, 2004, until another date or edition is specified by rule of the secretary. The secretary shall only authorize up to \$200,000.00 in assistance for underground and aboveground heating fuel tanks in any one fiscal year from the heating fuel account for this purpose. The application must be accompanied by the following information:

7. 10 V.S.A. § 1922(15) is added to read:

(15) "public building" means:

(A)(i) a building owned or occupied by a public utility; hospital; school; house of worship; convalescent center or home for the aged, infirm, or disabled; nursery; kindergarten; or child care;

(ii) a building in which two or more persons are employed, or occasionally enter as part of their employment or are entertained, including private clubs and societies;

(iii) a cooperative or condominium;

(iv) a building in which people rent accommodations, whether overnight or for a longer term;

(v) a restaurant, retail outlet, office or office building, hotel, tent, or other structure for public assembly, including outdoor assembly, such as a grandstand;

(vi) a building owned or occupied by the state of Vermont, a county, a municipality, a village, or any public entity, including a school or fire district.

(B) Use of any portion of a building in a manner described in this subsection shall make the entire building a "public building" for purposes of this subsection. For purposes of this subsection, a "person" does not include an individual who is directly related to the employer and who resides in the employment-related building.

8. 10 V.S.A. § 1929a is amended to read:

§ 1929a. REGULATION OF HEATING OIL TANKS AT PUBLIC BUILDINGS

The secretary shall establish tank registration requirements for underground storage tanks equal to or less than 1100 gallons which are or have been used to contain fuel oil for on-premise heating purposes at a public building.

9. 10 V.S.A. § 1926(a) is amended to read:

(a) Any underground storage tank that does not meet new construction standards as prescribed by the rules, and which has not been used for a period of one year shall be closed in accordance with tank closure requirements prescribed by the rules. Any underground storage tank which has not been used for a period of one year may be closed in accordance with tank closure requirements prescribed by the rules.

10. REVIEW OF COLLECTIONS OF HOME HEATING FUEL

The petroleum cleanup fund advisory committee, in consultation with the Vermont departments of tax and motor vehicles, shall examine whether the department of motor vehicles should collect the fee assessed pursuant to subsection 1942(b) of title 10. A summary of the advisory committee's discussion and its recommendations shall be included in the 2010 annual report submitted to the general assembly.

**ATTACHMENT 1
PETROLEUM CLEANUP FUND
Fund Balance Report
for Fiscal Year 2008**

Month	Motor Fuel							Heating Fuel			Total Fund Balance	
	Distributor Licensing Fees ⁽¹⁾	Interest on Account	Tank Assessment Fees	Loan Payments	Cost Recovery	Total Income	Total ⁽²⁾ Expenditures	Motor Fuel ⁽³⁾ Balance	Total Income	Total Expenditures		Heating Fuel Balance
Balance Forward as of 6/30/2007	70,955,144.33	2,526,853.16	7,638,708.27	5,638,032.66	5,735,936.28	93,024,674.70	85,830,904.78	7,193,769.92	4,574,825.42	4,341,505.95	233,319.47	7,427,089.39
July	316,258.09	0.00	0.00	7,248.27	1,963.33	325,469.69	310,212.40	7,209,027.21	0.00	87,358.62	145,960.85	7,354,988.06
August	366,869.04	33,488.59	100.00	31,582.89	1,463.33	433,503.85	213,036.64	7,429,494.42	0.00	115,701.70	30,259.15	7,459,753.57
September	369,758.90	11,516.00	25,800.00	17,413.00	716,202.10	1,140,690.00	628,575.00	7,941,609.42	122,447.00	84,078.00	68,628.15	8,010,237.57
October	349,151.44	21,222.35	136,850.00	17,206.90	11,346.66	535,777.35	378,754.00	8,098,632.77	0.00	91,941.62	(23,313.47)	8,075,319.30
November	330,056.63	33,399.79	19,850.00	7,360.53	363.33	391,030.28	332,795.34	8,156,867.71	0.00	102,561.86	(125,875.33)	8,030,992.38
Adjustment	Transfer from Motor Fuel to Heating Oil per Committee Approval					0.00	250,000.00	7,906,867.71	250,000.00	0.00	124,124.67	8,030,992.38
December	354,449.89	12,824.43	4,650.00	14,728.69	206.00	386,859.01	264,531.00	8,029,195.72	0.00	55,020.92	124,124.67	8,153,320.39
January	330,259.45	23,039.27	3,600.00	17,371.10	846.66	375,116.48	271,308.94	8,133,003.26	72,201.67	79,031.93	117,294.41	8,250,297.67
February	329,948.31	10,780.61	2,500.00	12,103.08	280.00	355,612.00	259,999.92	8,228,615.34	0.00	81,093.19	36,201.22	8,264,816.56
March	295,570.34	22,238.00	2,100.00	11,753.00	646.66	332,308.00	933,671.00	7,627,252.34	226,022.00	142,818.00	119,405.22	7,746,657.56
April	339,971.30	15,043.41	200.00	8,169.39	246.00	363,630.10	586,707.14	7,404,175.30	16,188.00	150,239.42	(14,646.20)	7,389,529.10
May	287,560.22	8,760.15	2,550.00	24,459.89	1,113.33	324,443.59	398,369.27	7,330,249.62	0.00	235,471.87	(250,118.07)	7,080,131.55
Adjustment	Transfer from Motor Fuel to Heating Oil per Budget Adjustment Act						500,000.00	6,830,249.62	500,000.00	0.00	249,881.93	7,080,131.55
June	250,106.47	122,922.05	100.00	13,304.13	497.31	386,929.96	398,369.27	6,818,810.31	300,820.39	207,505.84	343,196.48	7,162,006.79
Annual Total ⁽³⁾	3,919,960.08	315,234.65	198,300.00	182,700.87	735,174.71	5,351,370.31	5,726,329.92	(374,959.61)	1,487,679.06	1,432,822.97	54,856.09	(320,103.52)
Grand Total (1988-2008)	74,875,104.41	2,842,087.81	7,837,008.27	5,820,733.53	6,471,110.99	98,376,045.01	90,873,123.18	7,502,921.83	6,062,504.48	5,774,328.92	288,175.56	7,791,097.39

\$700,000 ⁽¹⁾ Includes startup appropriation
\$3,132,903 ⁽²⁾ Includes administrative costs
\$229,160 ⁽²⁾ Includes special funds assessments
\$5,501,000 ⁽²⁾ Includes general fund transfers
\$ 336,256.00 ⁽³⁾ Includes encumbrances.

Attachment 2
Petroleum Cleanup Fund
Expenditures by Site Through June 2008
Motor Fuel - All Sites

PCF Site Name	Site Location	Total Current Year Remediation Costs	Total Current Year 3rd Party Claims	Current Year Total	Total Prior Year Remediation Costs	Total Prior Year 3rd Party Costs	GRAND TOTAL
Addison Four Corners Store	Addison	0.00	0.00	0.00	4,665.70	0.00	4,665.70
Tri Town Water Treatment Facility	Addison	0.00	0.00	0.00	41,450.65	0.00	41,450.65
Yankee Kingdom	Addison	2,873.18	0.00	2,873.18	22,709.86	0.00	25,583.04
Chaffee General Store	Albany	0.00	0.00	0.00	7,621.08	0.00	7,621.08
Poissants Mobil	Alburg	6,393.82	0.00	6,393.82	0.00	0.00	6,393.82
Robinson's Quick Stop	Alburg	4,877.15	0.00	4,877.15	8,855.90	0.00	13,733.05
Crossroads Mobil	Alburg	8,613.01	0.00	8,613.01	325,571.00	0.00	334,184.01
Medor Bulk Storage	Alburg	0.00	0.00	0.00	8,487.50	0.00	8,487.50
Kestler's Market	Alburg	0.00	0.00	0.00	2,798.60	0.00	2,798.60
Alburg Mobil Short Stop	Alburg	17,571.45	0.00	17,571.45	58,194.71	995.52	76,761.68
Robinson's Quick Stop	Alburg	0.00	0.00	0.00	13,367.43	0.00	13,367.43
B & B Auto	Andover	2,447.05	0.00	2,447.05	28,747.12	0.00	31,194.17
LMC Service Center	Arlington	0.00	0.00	0.00	17,311.80	0.00	17,311.80
Stewarts Shop 193	Arlington	0.00	0.00	0.00	14,685.08	0.00	14,685.08
Whelan Residence	Arlington	0.00	0.00	0.00	40,251.14	262.15	40,513.29
Moose Hollow I.G.A.	Arlington	0.00	0.00	0.00	2,486.44	0.00	2,486.44
Miles' Lumber	Arlington	0.00	0.00	0.00	16,991.08	0.00	16,991.08
Lakeview Store	Averill	0.00	0.00	0.00	123,079.52	0.00	123,079.52
Charlie's Quick Stop	Bakersfield	1,169.80	0.00	1,169.80	179,191.46	0.00	180,361.26
J&A Automotive	Bakersfield	0.00	0.00	0.00	5,069.28	0.00	5,069.28
Barnard General Store	Barnard	8,165.79	0.00	8,165.79	32,145.99	0.00	40,311.78
West Barnet Garage	Barnet	7,503.55	0.00	7,503.55	573,634.11	8,909.70	590,047.36
Barnet Town Garage	Barnet	0.00	0.00	0.00	19,206.72	0.00	19,206.72
Vermont Mold & Tool	Barnet	0.00	0.00	0.00	11,243.58	0.00	11,243.58
Websters Store	Barnet	5,915.76	0.00	5,915.76	23,303.85	1,367.05	30,586.66
Passumpic Village Store	Barnet	6,836.87	133.65	6,970.52	74,632.26	651.84	82,254.62
Gilman Property	Barnet	0.00	0.00	0.00	7,920.19	0.00	7,920.19
Precision Metals	Barnet	0.00	0.00	0.00	5,337.35	0.00	5,337.35
Johnson & Dix	Barre	0.00	0.00	0.00	2,824.09	0.00	2,824.09
Elmer Residence	Barre	7,641.45	0.00	7,641.45	0.00	0.00	7,641.45
McGoff's Sunoco	Barre City	1,402.15	0.00	1,402.15	353,291.37	0.00	354,693.52
Atlantic	Barre City	1,961.91	0.00	1,961.91	133,766.42	0.00	135,728.33
RJ Citgo	Barre City	0.00	0.00	0.00	12,659.55	0.00	12,659.55
Quarry Hill Quick Stop	Barre City	16,773.61	0.00	16,773.61	285,862.40	4,969.56	307,605.57
Nichols Block	Barre City	0.00	0.00	0.00	8,386.30	0.00	8,386.30
207R N Main Street	Barre City	0.00	0.00	0.00	180.00	0.00	180.00
Fisher Auto Parts	Barre City	0.00	0.00	0.00	11,602.29	0.00	11,602.29
Motel Pierre	Barre City	0.00	0.00	0.00	0.00	0.00	0.00
Barber's Army / Navy	Barre City	0.00	0.00	0.00	461.96	0.00	461.96
Johnson & Dix	Barre City	0.00	0.00	0.00	7,519.93	0.00	7,519.93
Barre Coal Tar	Barre City	0.00	0.00	0.00	8,046.00	0.00	8,046.00
Former Goodyear	Barre City	0.00	0.00	0.00	20,432.37	0.00	20,432.37
Marcell Ave.	Barre City	0.00	0.00	0.00	53,651.65	0.00	53,651.65
Reynolds & Sons	Barre Town	4,393.73	2,149.17	6,542.90	402,231.52	25,766.18	434,540.60
Green Mountain Diesel	Barre Town	2,389.05	0.00	2,389.05	37,729.68	0.00	40,118.73
Pacetti Residence	Barre Town	2,664.50	0.00	2,664.50	14,719.40	0.00	17,383.90
Pacetti Spill	Barre Town	0.00	0.00	0.00	19,660.40	0.00	19,660.40
Former Pratt Farm	Barre Town	0.00	0.00	0.00	3,387.39	0.00	3,387.39
Ladd's Motor Transfer	Barre Town	0.00	0.00	0.00	22,853.38	0.00	22,853.38
D&C Transport	Barton	0.00	0.00	0.00	16,887.16	0.00	16,887.16
Butler's Bus	Barton	89,595.31	0.00	89,595.31	252,358.82	66,315.22	408,269.35
Maple Lane Nursing	Barton	0.00	878.56	878.56	205,595.70	14,904.59	221,378.85
Barton Motors	Barton	4,708.00	0.00	4,708.00	370,366.40	0.00	375,074.40
Parkview Garage	Barton	0.00	0.00	0.00	17,814.80	0.00	17,814.80
Libby Residence	Barton	2,447.28	0.00	2,447.28	2,508.35	0.00	4,955.63
Croteau Property	Barton	1,279.25	0.00	1,279.25	98,784.64	66,130.01	166,193.90
Chrystal Lake outlet	Barton	0.00	0.00	0.00	8,058.47	(1,525.44)	6,533.03
Rt 5 Spill	Barton	0.00	0.00	0.00	0.00	0.00	0.00

Attachment 2
Petroleum Cleanup Fund
Expenditures by Site Through June 2008
Motor Fuel - All Sites

PCF Site Name	Site Location	Total Current Year Remediation Costs	Total Current Year 3rd Party Claims	Current Year Total	Total Prior Year Remediation Costs	Total Prior Year 3rd Party Costs	GRAND TOTAL
Waterline Project	Barton	0.00	0.00	0.00	0.00	2,041.89	2,041.89
Tallmans Store	Belvidere	0.00	0.00	0.00	6,942.35	0.00	6,942.35
Keith Martin	Bennington	2,582.26	0.00	2,582.26	265,896.34	0.00	268,478.60
C&R Getty	Bennington	0.00	0.00	0.00	13,779.43	0.00	13,779.43
Fleming Texaco	Bennington	2,013.40	0.00	2,013.40	46,770.80	2,068.38	50,852.58
Sargents Short Stop	Bennington	1,506.03	0.00	1,506.03	15,339.19	0.00	16,845.22
Morrison Sales and Service	Bennington	431.46	0.00	431.46	15,251.04	0.00	15,682.50
Ideal Fuel & Fence Co.	Bennington	0.00	0.00	0.00	14,775.19	0.00	14,775.19
Benn Cty Indust corp	Bennington	0.00	0.00	0.00	3,755.30	0.00	3,755.30
Apollo Fuels	Bennington	0.00	0.00	0.00	8,672.53	0.00	8,672.53
Hemmings Motor News	Bennington	0.00	0.00	0.00	33,260.77	0.00	33,260.77
Robert Greene Inc	Bennington	0.00	0.00	0.00	25,084.56	0.00	25,084.56
Burgess Brothers Construction	Bennington	3,271.61	0.00	3,271.61	0.00	0.00	3,271.61
Tuttles' True Value	Bennington	0.00	0.00	0.00	7,011.41	0.00	7,011.41
Westside Citgo	Bennington	2,038.53	0.00	2,038.53	4,121.80	0.00	6,160.33
Charlie's Mobil	Bennington	0.00	0.00	0.00	25,632.83	0.00	25,632.83
Bennington Iron Works	Bennington	0.00	0.00	0.00	28,352.17	3,739.60	32,091.77
Morse Block	Bennington	8,426.47	0.00	8,426.47	1,105.16	0.00	9,531.63
Bennington Hatchery	Bennington	2,467.80	0.00	2,467.80	29,093.54	0.00	31,561.34
former Daniel Fager Residence	Bennington	4,918.34	0.00	4,918.34	2,212.23	0.00	7,130.57
Bennington Town Offices	Bennington	9,192.80	0.00	9,192.80	0.00	0.00	9,192.80
Mincer's	Bennington	3,789.58	0.00	3,789.58	0.00	0.00	3,789.58
Earl's Service Station	Bennington	0.00	0.00	0.00	0.00	0.00	0.00
Apollo Industries	Bennington	0.00	0.00	0.00	4,463.50	0.00	4,463.50
Wolfe Property	Bennington	0.00	0.00	0.00	6,262.83	0.00	6,262.83
VT Liquor Store; Benn.	Bennington	0.00	0.00	0.00	8,527.94	0.00	8,527.94
Mt Anthony Middle Sch.	Bennington	0.00	0.00	0.00	10,616.39	0.00	10,616.39
Martin's Mini Mart	Bennington	0.00	0.00	0.00	21,791.28	0.00	21,791.28
Depot Properties	Bennington	0.00	0.00	0.00	459.25	67.30	526.55
Benson Country Store	Benson	0.00	0.00	0.00	5,583.49	0.00	5,583.49
Peter's Country Store	Benson	0.00	0.00	0.00	17,980.10	0.00	17,980.10
Walker Farm	Benson	0.00	0.00	0.00	733.00	0.00	733.00
Benson Village Store	Benson	0.00	0.00	0.00	0.00	0.00	0.00
Peter's Country Store	Benson	0.00	0.00	0.00	25,645.34	0.00	25,645.34
Chestna	Benson	0.00	0.00	0.00	4,714.35	8,251.22	12,965.57
Saints Quick Stop	Berkshire	1,725.53	0.00	1,725.53	447,415.03	0.00	449,140.56
Spillane's Service Ctr	Berlin	17,645.14	0.00	17,645.14	130,823.09	0.00	148,468.23
AOT Central Garage	Berlin	280.00	0.00	280.00	17,744.47	0.00	18,024.47
Capital Chrysler	Berlin	2,446.77	0.00	2,446.77	16,599.71	0.00	19,046.48
Rossi Buick	Berlin	2,748.26	0.00	2,748.26	8,682.26	0.00	11,430.52
Tri-Town Sunoco	Berlin	1,274.39	0.00	1,274.39	13,303.71	0.00	14,578.10
Berlin Mobil Short Stop	Berlin	0.00	0.00	0.00	19,299.74	0.00	19,299.74
Perry Bulk Facility	Berlin	0.00	0.00	0.00	11,168.88	0.00	11,168.88
Maplefields	Berlin	4,796.70	0.00	4,796.70	2,989.91	0.00	7,786.61
Courtesy Toyota	Berlin	6,231.88	0.00	6,231.88	0.00	0.00	6,231.88
Crossway Motors	Berlin	0.00	0.00	0.00	9,130.59	0.00	9,130.59
Central VT Hospital	Berlin	0.00	0.00	0.00	28,644.29	0.00	28,644.29
Central VT Shopping Ctr	Berlin	0.00	0.00	0.00	112,396.67	0.00	112,396.67
Bowles'	Berlin	0.00	0.00	0.00	858.70	1,563.74	2,422.44
Dean's Mobil	Bethel	0.00	0.00	0.00	188,227.18	0.00	188,227.18
Bolton Peak	Bolton	75,439.70	0.00	75,439.70	24,745.28	0.00	100,184.98
Bolton Valley Holiday Resort	Bolton	0.00	0.00	0.00	4,393.02	0.00	4,393.02
Maska U.S.A.	Bradford	0.00	0.00	0.00	1,750.00	48,678.00	50,428.00
Bradford Bulk Facility	Bradford	7,110.50	0.00	7,110.50	292,325.56	0.00	299,436.06
Bradford Bulk Facility	Bradford	4,976.82	0.00	4,976.82	344,983.59	0.00	349,960.41
ARC Mechanical Contractors	Bradford	0.00	0.00	0.00	817.50	0.00	817.50
CCM Sport Maska	Bradford	0.00	0.00	0.00	1,750.00	0.00	1,750.00
Zuefle Residence	Braintree	0.00	0.00	0.00	2,434.27	1,775.50	4,209.77

Attachment 2
Petroleum Cleanup Fund
Expenditures by Site Through June 2008
Motor Fuel - All Sites

PCF Site Name	Site Location	Total Current Year Remediation Costs	Total Current Year 3rd Party Claims	Current Year Total	Total Prior Year Remediation Costs	Total Prior Year 3rd Party Costs	GRAND TOTAL
Brandon Fuels	Brandon	2,470.85	0.00	2,470.85	13,893.97	0.00	16,364.82
Brandon Jiffy Mart	Brandon	1,431.89	0.00	1,431.89	17,889.74	0.00	19,321.63
Otter Valley Union H.S.	Brandon	0.00	0.00	0.00	0.00	0.00	0.00
Fleming Oil	Brattleboro	5,013.48	0.00	5,013.48	324,675.79	0.00	329,689.27
Brattleboro Texaco	Brattleboro	2,044.73	0.00	2,044.73	312,249.47	0.00	314,294.20
High St.; Brattleboro	Brattleboro	1,953.46	0.00	1,953.46	173,978.12	0.00	175,931.58
Canal St. Mobil	Brattleboro	2,692.28	0.00	2,692.28	441,101.56	77.75	443,871.59
A.L. Tyler & Sons	Brattleboro	0.00	0.00	0.00	235,895.96	280.00	236,175.96
Leader Beverage Co.	Brattleboro	2,282.88	0.00	2,282.88	65,950.53	0.00	68,233.41
Putney Rd - Rice Oil	Brattleboro	15,234.25	0.00	15,234.25	56,282.75	0.00	71,517.00
Coastal Saveway	Brattleboro	2,231.22	0.00	2,231.22	22,572.55	0.00	24,803.77
Exit One Sunoco	Brattleboro	0.00	0.00	0.00	803.30	0.00	803.30
Country News	Brattleboro	0.00	0.00	0.00	6,631.03	1,436.32	8,067.35
176 Main Street	Brattleboro	0.00	0.00	0.00	44,347.38	0.00	44,347.38
Sonnys Sunoco	Brattleboro	0.00	0.00	0.00	3,419.84	0.00	3,419.84
Willmington Services	Brattleboro	4,486.31	0.00	4,486.31	126,755.60	0.00	131,241.91
Canal Street Texaco	Brattleboro	0.00	0.00	0.00	22,937.97	0.00	22,937.97
Former Thomas Garage	Brattleboro	2,340.96	0.00	2,340.96	13,266.16	0.00	15,607.12
Stafford Residence	Brattleboro	0.00	0.00	0.00	307.00	0.00	307.00
Lacroix Property	Brattleboro	0.00	0.00	0.00	919.24	0.00	919.24
Old Movie House	Brattleboro	0.00	0.00	0.00	981.99	0.00	981.99
Abbott Block	Brattleboro	0.00	0.00	0.00	1,206.00	0.00	1,206.00
Gale Residence	Brattleboro	0.00	0.00	0.00	2,035.00	0.00	2,035.00
After-the-Fall Building	Brattleboro	0.00	0.00	0.00	3,597.63	0.00	3,597.63
Triple-T-Trucking	Brattleboro	0.00	0.00	0.00	4,587.39	0.00	4,587.39
Fleming Texaco	Brattleboro	0.00	0.00	0.00	8,057.29	0.00	8,057.29
Redlinger Property	Brattleboro	0.00	0.00	0.00	9,692.43	0.00	9,692.43
C & S Grocery	Brattleboro	0.00	0.00	0.00	28,803.00	0.00	28,803.00
Whetstone Brook	Brattleboro	0.00	0.00	0.00	67,757.53	0.00	67,757.53
Speciality Paperboard	Brattleboro	0.00	0.00	0.00	216,090.73	0.00	216,090.73
Bridgewater Corner Store	Bridgewater	0.00	0.00	0.00	161,066.08	1,772.44	162,838.52
Boises Citgo	Bridport	4,504.92	0.00	4,504.92	14,667.29	0.00	19,172.21
Brighton Garage	Brighton	15,370.08	0.00	15,370.08	90,476.98	0.00	105,847.06
LaTouche Service Station	Brighton	6,145.30	0.00	6,145.30	18,941.52	0.00	25,086.82
Island Pond Mainway	Brighton	0.00	0.00	0.00	1,665.34	0.00	1,665.34
Northern Petroleum	Bristol	10,853.25	270.36	11,123.61	83,845.12	743.62	95,712.35
Bristol Flats	Bristol	0.00	791.64	791.64	520.00	4,568.95	5,880.59
Clark Residence	Bristol	0.00	0.00	0.00	19,938.70	0.00	19,938.70
Vallemar Farms	Bristol	0.00	0.00	0.00	9,703.32	0.00	9,703.32
Brownington Gen'l Store	Brownington	0.00	0.00	0.00	60,441.01	0.00	60,441.01
Evansville Trading Post	Brownington	5,603.00	0.00	5,603.00	24,865.65	3,221.25	33,689.90
Spillane's Petco	Burlington	152.00	0.00	152.00	186,990.52	0.00	187,142.52
Rotary Gulf/Wesco Oil	Burlington	3,071.30	0.00	3,071.30	13,466.12	8,694.28	25,231.70
Independent Foods	Burlington	25,213.23	0.00	25,213.23	471,462.23	452.40	497,127.86
Rosetti Property	Burlington	5,766.90	0.00	5,766.90	42,389.12	0.00	48,156.02
Hertz Rent A Car	Burlington	2,355.16	0.00	2,355.16	4,201.30	0.00	6,556.46
Shearer Chevrolet	Burlington	3,332.35	0.00	3,332.35	28,149.54	0.00	31,481.89
Handy's Texaco	Burlington	17,988.21	0.00	17,988.21	18,768.17	0.00	36,756.38
Spillane's Battery Street	Burlington	166.50	0.00	166.50	21,975.39	0.00	22,141.89
Simmons Dwntrwn Mobil	Burlington	25,455.85	0.00	25,455.85	65,312.32	15,409.62	106,177.79
Farrell Distributing	Burlington	0.00	0.00	0.00	7,269.60	0.00	7,269.60
Burlington Public Works	Burlington	1,332.32	0.00	1,332.32	9,800.67	0.00	11,132.99
Ralph's Mobil	Burlington	497.50	0.00	497.50	19,260.56	0.00	19,758.06
A&D Automotive	Burlington	2,422.02	0.00	2,422.02	1,925.60	0.00	4,347.62
Burlington Public Works Gar	Burlington	0.00	0.00	0.00	73,473.24	0.00	73,473.24
Burlington Public Works	Burlington	440.25	2,626.25	3,066.50	85,762.55	0.00	88,829.05
Salvation Army	Burlington	0.00	0.00	0.00	2,683.12	0.00	2,683.12
Pearl Street Mobil	Burlington	0.00	0.00	0.00	1,055.74	0.00	1,055.74

Attachment 2
Petroleum Cleanup Fund
Expenditures by Site Through June 2008
Motor Fuel - All Sites

PCF Site Name	Site Location	Total Current Year Remediation Costs	Total Current Year 3rd Party Claims	Current Year Total	Total Prior Year Remediation Costs	Total Prior Year 3rd Party Costs	GRAND TOTAL
Hamlin Residence	Burlington	0.00	0.00	0.00	40,549.35	0.00	40,549.35
City Market	Burlington	0.00	0.00	0.00	10,765.37	0.00	10,765.37
Daly Residence	Burlington	1,435.40	0.00	1,435.40	5,663.03	0.00	7,098.43
Kilburn & Gates	Burlington	0.00	0.00	0.00	2,541.05	1,321.05	3,862.10
Mansfield Professional Building	Burlington	13,249.06	0.00	13,249.06	0.00	0.00	13,249.06
Hutchin's Lot	Burlington	0.00	0.00	0.00	3,160.00	0.00	3,160.00
Entomology Lab	Burlington	0.00	0.00	0.00	3,712.77	0.00	3,712.77
Sketchly Services	Burlington	0.00	0.00	0.00	4,606.26	0.00	4,606.26
Message Center	Burlington	0.00	0.00	0.00	6,290.05	0.00	6,290.05
Pease Grain	Burlington	0.00	0.00	0.00	9,841.44	0.00	9,841.44
Hertz Rent-A-Car	Burlington	0.00	0.00	0.00	47,902.49	0.00	47,902.49
Pepsi	Burlington	0.00	0.00	0.00	47,966.88	0.00	47,966.88
UVM Centennial Field	Burlington	0.00	0.00	0.00	102,846.20	0.00	102,846.20
Cabot Garage	Cabot	1,212.96	0.00	1,212.96	4,873.51	0.00	6,086.47
Cabot Town Garage	Cabot	771.58	0.00	771.58	10,970.57	0.00	11,742.15
Derek's Country Store	Cabot	36,882.00	4,222.96	41,104.96	558,292.06	31,960.62	631,357.64
East Calais Gen'l Store	Calais	5,720.50	0.00	5,720.50	77,846.81	0.00	83,567.31
Himes Property	Calais	0.00	0.00	0.00	4,932.69	0.00	4,932.69
Cambridge Service Center	Cambridge	0.00	0.00	0.00	13,018.21	0.00	13,018.21
Tilton Property	Cambridge	0.00	0.00	0.00	5,216.60	0.00	5,216.60
Madonna Mobil	Cambridge	0.00	0.00	0.00	5,963.45	0.00	5,963.45
Ethan Allen	Canaan	0.00	0.00	0.00	56,551.63	0.00	56,551.63
Noyes Express	Canaan	2,255.99	0.00	2,255.99	53,629.23	0.00	55,885.22
Castleton Library	Castleton	0.00	0.00	0.00	190.99	0.00	190.99
Hutchin & White	Castleton	0.00	0.00	0.00	44,205.13	52.65	44,257.78
Atherton Mill	Cavendish	0.00	0.00	0.00	5,168.27	0.00	5,168.27
Danes Store	Charleston	0.00	0.00	0.00	15,288.63	0.00	15,288.63
West Charleston Town Garage	Charleston	34,000.67	0.00	34,000.67	43,138.16	0.00	77,138.83
Marbles' Store	Charlotte	2,713.26	189.20	2,902.46	29,793.79	8,579.10	41,275.35
Cedar Beach	Charlotte	0.00	0.00	0.00	195.00	7,596.50	7,791.50
Charlotte Berry Farm	Charlotte	0.00	0.00	0.00	2,185.75	0.00	2,185.75
Nordic Farm	Charlotte	0.00	0.00	0.00	79,848.88	0.00	79,848.88
Chelsea Public Well	Chelsea	0.00	0.00	0.00	82,780.09	0.00	82,780.09
Upham's Store	Chelsea	0.00	0.00	0.00	101,941.09	5,564.72	107,505.81
Campbell's Garage	Chelsea	0.00	0.00	0.00	462,882.47	92,475.80	555,358.27
Soap Shed Laundromat	Chester	10,246.95	0.00	10,246.95	21,823.19	0.00	32,070.14
Miller's General Store	Chester	6,871.61	0.00	6,871.61	420,865.45	7,690.81	435,427.87
Sweet Residence	Chester	0.00	0.00	0.00	6,820.79	0.00	6,820.79
R.B. Erskines'	Chester	0.00	0.00	0.00	10,626.06	0.00	10,626.06
Scott Hinkley	Chester	0.00	0.00	0.00	23,806.95	0.00	23,806.95
Chester Tire A	Chester	0.00	0.00	0.00	80,167.00	0.00	80,167.00
Wooden Barrel Country Store	Chittenden	13,542.11	0.00	13,542.11	47,333.57	7,543.67	68,419.35
Judy & Jorgy's	Clarendon	18,263.05	36,286.07	54,549.12	1,030,731.16	332,190.18	1,417,470.46
Mill River Condos	Clarendon	0.00	0.00	0.00	0.00	0.00	0.00
Mill River Condos	Clarendon	0.00	0.00	0.00	8,951.78	0.00	8,951.78
Village Beverage	Colchester	12,452.37	0.00	12,452.37	653,052.61	0.00	665,504.98
Smith Petroleum	Colchester	0.00	0.00	0.00	273,810.84	0.00	273,810.84
Mary's Market	Colchester	159,157.48	0.00	159,157.48	80,453.99	0.00	239,611.47
Hilltop Texaco	Colchester	6,892.90	0.00	6,892.90	404,270.72	0.00	411,163.62
Lew's Corner Store	Colchester	3,445.96	0.00	3,445.96	60,841.25	0.00	64,287.21
Whitcomb Construction	Colchester	1,300.65	0.00	1,300.65	10,590.66	0.00	11,891.31
Joyce Hall, St Michaels College	Colchester	3,102.21	0.00	3,102.21	10,094.80	0.00	13,197.01
Hershberg's	Colchester	0.00	0.00	0.00	128,755.64	0.00	128,755.64
East Corinth General Store	Corinth	6,100.62	0.00	6,100.62	548,322.62	4,344.47	558,767.71
Robert Bartlett Property	Corinth	0.00	0.00	0.00	5,107.99	0.00	5,107.99
Fenn Residence	Cornwall	4,231.95	0.00	4,231.95	14,001.81	4,989.32	23,223.08
Isham Residence	Cornwall	0.00	0.00	0.00	6,944.13	0.00	6,944.13
Burkewitz	Coventry	0.00	0.00	0.00	11,309.15	0.00	11,309.15

Attachment 2
Petroleum Cleanup Fund
Expenditures by Site Through June 2008
Motor Fuel - All Sites

PCF Site Name	Site Location	Total Current Year Remediation Costs	Total Current Year 3rd Party Claims	Current Year Total	Total Prior Year Remediation Costs	Total Prior Year 3rd Party Costs	GRAND TOTAL
Young Residence	Craftsbury	0.00	0.00	0.00	0.00	0.00	0.00
Craftsbury Fire Dept	Craftsbury	0.00	0.00	0.00	323.61	0.00	323.61
Danby 4 Corners Store	Danby	0.00	0.00	0.00	3,654.98	0.00	3,654.98
Smokey House, Cottage Property	Danby	0.00	0.00	0.00	4,643.73	0.00	4,643.73
Morrisey's Mercantile	Danby	0.00	0.00	0.00	9,856.09	0.00	9,856.09
former Calkins Oil & Excavating	Danville	48.74	0.00	48.74	0.00	0.00	48.74
Joe's Country Store	Danville	6,606.18	0.00	6,606.18	43,524.12	0.00	50,130.30
Halstead Residence	Danville	0.00	0.00	0.00	331.11	0.00	331.11
Stewart Property	Danville	0.00	0.00	0.00	2,510.38	0.00	2,510.38
Derby Corners Mini Mart	Derby	653.35	0.00	653.35	31,177.79	0.00	31,831.14
Don's Auto	Derby	1,607.70	0.00	1,607.70	15,990.12	0.00	17,597.82
Derby Line Mainway	Derby	196,938.72	0.00	196,938.72	460,341.43	4,594.80	661,874.95
Derby Trailer Park	Derby	0.00	0.00	0.00	2,957.14	0.00	2,957.14
Ammex Tax & Duty Free	Derby	0.00	0.00	0.00	9,088.83	0.00	9,088.83
Dorset Town Garage	Dorset	0.00	0.00	0.00	16,667.85	0.00	16,667.85
South Dorset General Store	Dorset	0.00	0.00	0.00	140.00	0.00	140.00
Citron property	Dorset	0.00	0.00	0.00	6,213.79	0.00	6,213.79
Robbins Property	Dorset	0.00	0.00	0.00	11,123.43	0.00	11,123.43
Christie's Market	Dover	58,237.33	0.00	58,237.33	193,986.49	0.00	252,223.82
Christy's Market	Dover	28,395.72	0.00	28,395.72	153,564.18	0.00	181,959.90
Christy's Market - South	Dover	43,676.91	0.00	43,676.91	42,262.33	0.00	85,939.24
Dover Wells	Dover	0.00	2,363.08	2,363.08	3,988.82	9,037.88	15,389.78
Red Cricket Inn	Dover	0.00	0.00	0.00	2,578.13	0.00	2,578.13
East Dover Fire Dept.	Dover	0.00	0.00	0.00	7,867.41	0.00	7,867.41
Dover T Garage	Dover	0.00	0.00	0.00	21,274.32	0.00	21,274.32
West River Valley Mrkt	Dummerston	3,447.78	0.00	3,447.78	354,259.37	492.20	358,199.35
Gallup Residence	Dummerston	0.00	0.00	0.00	268.30	0.00	268.30
Camp Arden Rd	Dummerston	0.00	0.00	0.00	841.91	0.00	841.91
Martins Old Country Store	East Corinth	29,803.67	73.10	29,876.77	5,233.17	54.90	35,164.84
Dudley's Store	East Montpelier	2,007.33	16,190.37	18,197.70	156,478.69	178,294.64	352,971.03
Route 14 Spill	East Montpelier	0.00	0.00	0.00	0.00	0.00	0.00
Coca-Cola	East Montpelier	0.00	0.00	0.00	66,280.42	0.00	66,280.42
Eden General Store	Eden	18,190.80	0.00	18,190.80	51,068.93	0.00	69,259.73
Charley's Quick Stop	Enosburg	4,519.71	0.00	4,519.71	258,121.82	103,360.24	366,001.77
Enosburg Mobil	Enosburg	9,846.93	0.00	9,846.93	122,755.32	0.00	132,602.25
Pattee's 108 Market	Enosburg	1,362.41	0.00	1,362.41	(325.00)	0.00	1,037.41
Blouin Brothers	Enosburg	1,941.26	0.00	1,941.26	9,484.54	0.00	11,425.80
Pattee's 108 Market	Enosburg	0.00	0.00	0.00	114,330.22	4,079.14	118,409.36
Desautel Trucking	Enosburg Falls	1,090.00	0.00	1,090.00	0.00	0.00	1,090.00
Madonna Mobil	Essex	0.00	0.00	0.00	2,031.70	0.00	2,031.70
Marvin's Market	Essex	4,122.31	0.00	4,122.31	30,588.99	0.00	34,711.30
Road Res-Q	Essex	1,399.63	0.00	1,399.63	20,274.90	0.00	21,674.53
Corner Gas	Essex	0.00	0.00	0.00	10,656.21	0.00	10,656.21
Bushey Sunoco	Essex	15,227.05	0.00	15,227.05	250,266.96	0.00	265,494.01
Abrams' Sunoco	Essex	1,567.08	0.00	1,567.08	10,678.57	0.00	12,245.65
Kinaman Residence	Essex	0.00	0.00	0.00	4,050.49	0.00	4,050.49
Essex Shopping Plaza	Essex	0.00	0.00	0.00	4,494.79	0.00	4,494.79
McEwing Oil	Essex	0.00	0.00	0.00	6,274.51	0.00	6,274.51
Grace United Church	Essex	0.00	0.00	0.00	7,098.38	0.00	7,098.38
Essex Cracker Barrell	Essex	0.00	0.00	0.00	12,820.18	0.00	12,820.18
Benson T Garage	Fair Haven	1,633.85	0.00	1,633.85	49,561.84	0.00	51,195.69
Fair Haven Mobil	Fair Haven	2,484.50	0.00	2,484.50	66,156.65	0.00	68,641.15
Stewarts Ice Cream	Fair Haven	10,631.84	0.00	10,631.84	152,041.49	0.00	162,673.33
Fair Haven Truck Stop	Fair Haven	2,074.79	0.00	2,074.79	2,285.34	0.00	4,360.13
Showcase Video	Fair Haven	1,740.45	0.00	1,740.45	2,939.48	0.00	4,679.93
Fair Haven Bulk Facility	Fair Haven	1,960.27	0.00	1,960.27	20,279.65	0.00	22,239.92
Burke Auto	Fair Haven	0.00	0.00	0.00	9,747.04	0.00	9,747.04
Nan's Mobil	Fairfax	0.00	0.00	0.00	25,941.96	0.00	25,941.96

Attachment 2
Petroleum Cleanup Fund
Expenditures by Site Through June 2008
Motor Fuel - All Sites

PCF Site Name	Site Location	Total Current Year Remediation Costs	Total Current Year 3rd Party Claims	Current Year Total	Total Prior Year Remediation Costs	Total Prior Year 3rd Party Costs	GRAND TOTAL
Minor's Country Store	Fairfax	64,213.69	0.00	64,213.69	46,049.86	0.00	110,263.55
Old Hotel	Fairfield	0.00	0.00	0.00	140.00	0.00	140.00
Browns ABC	Fairfield	3,099.75	0.00	3,099.75	14,431.51	0.00	17,531.26
Stone's Texaco	Fairfield	5,462.43	0.00	5,462.43	4,708.34	0.00	10,170.77
Oakes Property	Fairlee	7,760.78	0.00	7,760.78	0.00	0.00	7,760.78
Former Fairway Auto	Fairlee	0.00	0.00	0.00	13,018.96	0.00	13,018.96
T Reynolds Property	Fayston	0.00	0.00	0.00	30,709.94	0.00	30,709.94
Jimmos Market	Ferrisburgh	0.00	0.00	0.00	5,712.94	0.00	5,712.94
Reinhardt Residence	Ferrisburgh	0.00	0.00	0.00	9,863.19	0.00	9,863.19
Cucciniello Property	Ferrisburgh	0.00	0.00	0.00	3,188.13	0.00	3,188.13
Devine Sales & Service	Ferrisburgh	4,622.50	0.00	4,622.50	1,406.42	0.00	6,028.92
Sand Hill	Ferrisburgh	0.00	0.00	0.00	110.00	0.00	110.00
Northburg Store	Ferrisburgh	0.00	0.00	0.00	634.91	0.00	634.91
Lake Carmi Mobil	Franklin	5,359.91	11,599.79	16,959.70	695,968.15	114,768.14	827,695.99
Dick Wright Ford	Franklin	3,600.23	0.00	3,600.23	72,188.84	0.00	75,789.07
Alco Equipment	Georgia	0.00	0.00	0.00	1,697.35	0.00	1,697.35
Georgia Mobil	Georgia	24,140.58	0.00	24,140.58	423,423.70	0.00	447,564.28
Georgia Central Market	Georgia	0.00	0.00	0.00	347,291.40	0.00	347,291.40
former Georgia Market	Georgia	1,638.74	0.00	1,638.74	0.00	0.00	1,638.74
Lake Parker C'ntry Store	Glover	4,987.04	0.00	4,987.04	66,315.45	0.00	71,302.49
Glover Community School	Glover	0.00	0.00	0.00	13,185.26	0.00	13,185.26
Conley Property	Glover	2,382.55	0.00	2,382.55	0.00	0.00	2,382.55
Grafton Village Garage	Grafton	0.00	0.00	0.00	13,263.07	0.00	13,263.07
Grafton Village Garage	Grafton	0.00	0.00	0.00	7,480.05	0.00	7,480.05
Pollio Residence	Grafton	0.00	0.00	0.00	9,945.52	0.00	9,945.52
A & B Beverage	Grand Isle	1,964.58	0.00	1,964.58	3,680.21	0.00	5,644.79
Grand Isle Store	Grand Isle	0.00	0.00	0.00	12,144.93	0.00	12,144.93
Chernesky Property	Grand Isle	2,149.80	0.00	2,149.80	60,819.25	1,996.75	64,965.80
A & B Beverage	Grand Isle	0.00	0.00	0.00	6,880.91	0.00	6,880.91
Shaw Water Supply Well	Guilford	0.00	0.00	0.00	751.79	17,310.51	18,062.30
Henry Transportation	Guilford	0.00	0.00	0.00	3,867.54	0.00	3,867.54
Guilford Country Store	Guilford	0.00	0.00	0.00	361.80	626.79	988.59
Long Residence	Hancock	0.00	0.00	0.00	540.00	0.00	540.00
Hardwick Kwik Stop B	Hardwick	0.00	0.00	0.00	7,223.87	12.17	7,236.04
Hay's Texaco	Hardwick	9,799.33	209.69	10,009.02	780,467.67	0.00	790,476.69
Hardwick Village	Hardwick	2,809.67	0.00	2,809.67	28,703.81	0.00	31,513.48
Hardwick House of Pizza	Hardwick	1,440.59	0.00	1,440.59	19,525.15	0.00	20,965.74
Mayo Residence	Hardwick	0.00	0.00	0.00	1,403.00	29,757.42	31,160.42
Lamoille Valley Ford	Hardwick	1,680.82	0.00	1,680.82	0.00	0.00	1,680.82
Timerson Residence	Hardwick	0.00	0.00	0.00	6,524.67	0.00	6,524.67
Walker Residence	Hardwick	0.00	0.00	0.00	22,834.99	0.00	22,834.99
Ed's Deli	Hardwick	0.00	0.00	0.00	90,228.76	0.00	90,228.76
Quechee Mobil	Hartford	6,906.56	0.00	6,906.56	5,832.19	0.00	12,738.75
Ed's Sunoco	Hartford	2,027.50	0.00	2,027.50	221,512.29	0.00	223,539.79
White River Bulk Facility	Hartford	0.00	0.00	0.00	32,408.95	(7,168.16)	25,240.79
Bob's Service Center	Hartford	0.00	0.00	0.00	6,717.91	0.00	6,717.91
Crossroads Store	Hartford	3,625.76	0.00	3,625.76	361,718.19	0.00	365,343.95
Quechee Inn	Hartford	0.00	0.00	0.00	1,635.81	0.00	1,635.81
Former Purcell Oil	Hartford	0.00	0.00	0.00	25,858.71	0.00	25,858.71
Walker Apartments	Hartford	0.00	0.00	0.00	11,256.93	0.00	11,256.93
Hotel Coolidge	Hartford	0.00	0.00	0.00	5,579.60	0.00	5,579.60
Exxon/Mobil	Hartford	10,431.96	0.00	10,431.96	22,210.92	0.00	32,642.88
Twin State Fruit	Hartford	0.00	0.00	0.00	1,360.00	0.00	1,360.00
W Hartford Village Store	Hartford	0.00	0.00	0.00	0.00	0.00	0.00
Town of Hartford	Hartford	0.00	0.00	0.00	29.55	0.00	29.55
Al's Country Store	Hartford	0.00	0.00	0.00	613.00	0.00	613.00
Hartford School District	Hartford	0.00	0.00	0.00	4,048.46	0.00	4,048.46
Quechee Mobil	Hartford	0.00	0.00	0.00	94,693.66	0.00	94,693.66

Attachment 2
Petroleum Cleanup Fund
Expenditures by Site Through June 2008
Motor Fuel - All Sites

PCF Site Name	Site Location	Total Current Year Remediation Costs	Total Current Year 3rd Party Claims	Current Year Total	Total Prior Year Remediation Costs	Total Prior Year 3rd Party Costs	GRAND TOTAL
White River Texaco	Hartland	0.00	0.00	0.00	4,967.56	0.00	4,967.56
Hartland Water Supply	Hartland	48,611.65	27,866.66	76,478.31	425,728.38	143,274.20	645,480.89
Hartland Post Office	Hartland	4,159.22	0.00	4,159.22	0.00	0.00	4,159.22
North Hartland Dry Kiln	Hartland	0.00	0.00	0.00	3,081.51	0.00	3,081.51
Highgate Library	Highgate	8,055.02	0.00	8,055.02	534,392.83	0.00	542,447.85
Martin's Gen'l Store	Highgate	4,746.49	0.00	4,746.49	48,786.87	0.00	53,533.36
Chevalier Drilling Co	Highgate	1,659.30	0.00	1,659.30	569.85	0.00	2,229.15
M and R Beverage	Highgate	0.00	0.00	0.00	0.00	4,357.07	4,357.07
Young Landfill	Highgate	0.00	0.00	0.00	0.00	0.00	0.00
International Cheese	Hinesburg	7,603.62	0.00	7,603.62	162,498.84	17,382.47	187,484.93
Ballard's Store	Hinesburg	7,759.00	0.00	7,759.00	68,646.83	0.00	76,405.83
Hart & Mead, Inc.	Hinesburg	8,629.52	111.16	8,740.68	241,032.35	46,297.71	296,070.74
Iroquois Manufacturing	Hinesburg	0.00	0.00	0.00	522.75	149.40	672.15
Lantman	Hinesburg	46,535.79	0.00	46,535.79	23,096.53	12,321.31	81,953.63
Giroux Body Shop	Hinesburg	14,351.41	0.00	14,351.41	79,717.80	4,789.74	98,858.95
Hallenbeck Property	Hinesburg	499.55	0.00	499.55	57,827.41	407.58	58,734.54
Habitat House	Hinesburg	0.00	0.00	0.00	679.06	0.00	679.06
East Wind Condominiums	Hinesburg	0.00	0.00	0.00	4,372.56	0.00	4,372.56
Savelle Property	Holland	405.00	0.00	405.00	51,811.10	0.00	52,216.10
Seguin Residence	Holland	0.00	0.00	0.00	9,528.98	0.00	9,528.98
Lake Horatonia Cntry Store	Hubbardton	69,585.61	0.00	69,585.61	21,612.46	0.00	91,198.07
Herber Residence	Hubbardton	770.00	0.00	770.00	0.00	0.00	770.00
Jacque's Country Store	Huntington	3,099.63	211.65	3,311.28	95,774.03	33,052.12	132,137.43
Beaudrys Store	Huntington	0.00	0.00	0.00	10,211.73	0.00	10,211.73
Lamoille Union H.S.	Hyde Park	9,373.20	0.00	9,373.20	235,871.19	0.00	245,244.39
LaRosa's Market	Hyde Park	0.00	0.00	0.00	3,607.30	0.00	3,607.30
former Sanborn Country Store	Hydeville	8,374.61	0.00	8,374.61	0.00	0.00	8,374.61
Irasburg General Store	Irasburg	150,350.82	0.00	150,350.82	768,014.59	10,837.56	929,202.97
Croteau's Garage	Irasburg	396.33	0.00	396.33	17,156.87	0.00	17,553.20
Isle LaMotte Country Store	Isle LaMotte	4,400.40	0.00	4,400.40	11,443.16	2,033.40	17,876.96
Carson's Market	Isle LaMotte	0.00	0.00	0.00	1,490.00	(600.00)	890.00
Rawsonville	Jamaica	1,565.72	549.95	2,115.67	77,430.52	68,996.90	148,543.09
Kearley Fuels	Jamaica	1,892.84	196.75	2,089.59	329,316.83	6,709.76	338,116.18
Videgain Property	Jamaica	0.00	0.00	0.00	3,728.03	846.27	4,574.30
Gilman Residence	Jamaica	1,256.80	0.00	1,256.80	0.00	0.00	1,256.80
George Perry Rental Property	Jamaica	0.00	0.00	0.00	2,230.64	0.00	2,230.64
Nichol's Residence	Jamaica	0.00	0.00	0.00	7,667.95	0.00	7,667.95
Jay Peak	Jay	0.00	0.00	0.00	516,138.05	79.25	516,217.30
Desso's Store	Jericho	1,626.32	0.00	1,626.32	98,991.24	19,657.87	120,275.43
Chittenden Mills Beverage	Jericho	1,627.36	0.00	1,627.36	4,940.42	0.00	6,567.78
Big Johns Rvrside Store	Jericho	0.00	0.00	0.00	30,281.19	0.00	30,281.19
Clarks Truck Center	Jericho	0.00	0.00	0.00	280.00	0.00	280.00
Palmer Lane	Jericho	0.00	0.00	0.00	2,727.50	1,098.52	3,826.02
Village Citgo	Johnson	0.00	0.00	0.00	20,907.24	3,736.94	24,644.18
VT Electric Coop	Johnson	1,448.95	0.00	1,448.95	177,650.90	0.00	179,099.85
Bradley's General Store	Johnson	5,026.90	0.00	5,026.90	16,565.19	0.00	21,592.09
Johnson Woolen Mills	Johnson	0.00	41,288.31	41,288.31	0.00	37,170.98	78,459.29
Habro Mobil	Killington	5,992.23	0.00	5,992.23	379,454.37	0.00	385,446.60
Summitt Lodge	Killington	46,330.88	15,011.25	61,342.13	1,570,563.49	168,342.12	1,800,247.74
Waterwheel Trading Post	Killington	0.00	0.00	0.00	14,249.25	0.00	14,249.25
Killington Maint Garage	Killington	0.00	0.00	0.00	27,978.28	0.00	27,978.28
The Deli at Killington	Killington	1,927.79	0.00	1,927.79	12,645.26	0.00	14,573.05
Basin Restaurant Prpty	Killington	0.00	0.00	0.00	5,852.60	0.00	5,852.60
Sanborn Residence	Kirby	0.00	0.00	0.00	4,639.49	0.00	4,639.49
Leicester	Leicester	2,588.49	5,684.59	8,273.08	4,551.07	0.00	12,824.15
Lincoln Town Garage	Lincoln	0.00	0.00	0.00	518.05	0.00	518.05
Strickholm Farm	Lincoln	874.25	0.00	874.25	(803.09)	0.00	71.16
Wiley's Garage	Londonderry	2,460.95	0.00	2,460.95	20,190.87	0.00	22,651.82

Attachment 2
Petroleum Cleanup Fund
Expenditures by Site Through June 2008
Motor Fuel - All Sites

PCF Site Name	Site Location	Total Current Year Remediation Costs	Total Current Year 3rd Party Claims	Current Year Total	Total Prior Year Remediation Costs	Total Prior Year 3rd Party Costs	GRAND TOTAL
Londonderry Auto	Londonderry	0.00	0.00	0.00	121,950.95	0.00	121,950.95
AOT	Londonderry	0.00	0.00	0.00	13,067.75	0.00	13,067.75
Center's Service Station	Londonderry	0.00	0.00	0.00	37,025.70	0.00	37,025.70
Londonderry Shop Ctr	Londonderry	15,049.29	11,795.56	26,844.85	413,820.02	72,944.59	513,609.46
Magic Mountain	Londonderry	0.00	0.00	0.00	83,910.33	0.00	83,910.33
Texaco Food Mart	Ludlow	0.00	0.00	0.00	10,902.97	0.00	10,902.97
Willette Residence	Ludlow	5,192.25	0.00	5,192.25	50,991.21	0.00	56,183.46
Jewel Brook Mill	Ludlow	0.00	0.00	0.00	5,089.63	0.00	5,089.63
Jewel Brook Mill	Ludlow	3,471.11	0.00	3,471.11	179,888.06	0.00	183,359.17
Town of Ludlow	Ludlow	0.00	0.00	0.00	3,700.57	0.00	3,700.57
Ludlow Mobil	Ludlow	0.00	0.00	0.00	246,387.39	10,034.23	256,421.62
Ling's Garage	Lunenberg	0.00	0.00	0.00	400.00	0.00	400.00
Marden Industries	Lyndon	0.00	0.00	0.00	5,395.93	0.00	5,395.93
Lydonville Texaco	Lyndon	54,987.55	3,779.93	58,767.48	383,839.34	229,123.24	671,730.06
May's V & S Variety	Lyndon	2,004.32	0.00	2,004.32	188,164.70	0.00	190,169.02
Caledonia Oil Co.	Lyndon	2,187.35	0.00	2,187.35	194,496.18	25,593.54	222,277.07
Chamberlain Bus Service	Lyndon	0.00	0.00	0.00	808.70	0.00	808.70
Speedwell Gas	Lyndon	3,983.07	0.00	3,983.07	76,692.83	0.00	80,675.90
Ville Garage	Lyndon	13,980.28	0.00	13,980.28	70,009.31	0.00	83,989.59
Caledonia Airport	Lyndon	0.00	0.00	0.00	2,491.17	0.00	2,491.17
Jons Automotive	Lyndon	32,095.48	0.00	32,095.48	32,846.86	0.00	64,942.34
Yersal Subsurface Investigation	Lyndon	0.00	0.00	0.00	57,366.91	0.00	57,366.91
Lyndon Motor Lodge	Lyndon	0.00	0.00	0.00	5,706.45	0.00	5,706.45
Cumberland Farms	Lyndon	0.00	0.00	0.00	7,966.82	0.00	7,966.82
Lyndon Town Garage	Lyndon	0.00	0.00	0.00	8,395.33	0.00	8,395.33
Heaslip Fuels	Manchester	3,009.29	0.00	3,009.29	2,334.67	0.00	5,343.96
Manchester Gulf Station	Manchester	1,612.86	0.00	1,612.86	13,208.70	0.00	14,821.56
Hoard's Mobil	Manchester	3,038.50	0.00	3,038.50	92,706.35	0.00	95,744.85
Hand Chevrolet	Manchester	12,858.88	0.00	12,858.88	5,026.77	0.00	17,885.65
Northshire Book Store	Manchester	286.98	0.00	286.98	7,479.07	0.00	7,766.05
Burr & Burton Highschool	Manchester	0.00	0.00	0.00	3,560.79	0.00	3,560.79
Former Police, Fire & R.	Manchester	0.00	0.00	0.00	6,710.29	0.00	6,710.29
Lustgarten Residence	Manchester	0.00	0.00	0.00	8,812.20	0.00	8,812.20
Craft's County Store	Marlboro	2,159.50	1,210.05	3,369.55	47,328.66	16,947.19	67,645.40
Hogback Mountain	Marlboro	0.00	0.00	0.00	3,527.90	0.00	3,527.90
Marshfield Village	Marshfield	0.00	0.00	0.00	12,573.82	1,525.40	14,099.22
Daytons Store	Middlebury	0.00	124,234.54	124,234.54	0.00	15,516.14	139,750.68
Court Street	Middlebury	902.72	0.00	902.72	25,096.37	0.00	25,999.09
Lackard's Mobil	Middlebury	4,118.28	0.00	4,118.28	110,813.95	0.00	114,932.23
Agway Energy	Middlebury	4,934.29	0.00	4,934.29	58,836.31	0.00	63,770.60
Village Court Plaza	Middlebury	0.00	0.00	0.00	49,569.28	0.00	49,569.28
Middlebury Beef	Middlebury	487.50	0.00	487.50	43,553.92	0.00	44,041.42
Burnham Residence	Middlebury	0.00	0.00	0.00	3,848.56	3,198.16	7,046.72
Midway Oil	Middlebury	8,699.72	0.00	8,699.72	26,508.36	0.00	35,208.08
Middlebury Dept of PW	Middlebury	0.00	0.00	0.00	49,156.44	0.00	49,156.44
Middlebury Sunoco	Middlebury	20,702.54	0.00	20,702.54	128,340.13	0.00	149,042.67
Middlebury Citgo	Middlebury	7,373.63	0.00	7,373.63	520.98	0.00	7,894.61
Former Tucker Residence	Middlebury	0.00	0.00	0.00	7,939.92	0.00	7,939.92
Middlebury Mobil	Middlebury	25,498.23	0.00	25,498.23	48,590.65	0.00	74,088.88
Randys Citgo	Middlebury	5,307.80	0.00	5,307.80	0.00	0.00	5,307.80
Otter Creek Bakery	Middlebury	0.00	0.00	0.00	5,708.71	0.00	5,708.71
Middlebury Union H.S.	Middlebury	0.00	0.00	0.00	10,054.64	0.00	10,054.64
Handy Brothers	Middlebury	0.00	0.00	0.00	13,407.68	0.00	13,407.68
Betourney's Market	Middlebury	0.00	0.00	0.00	139,613.25	1,800.00	141,413.25
Middlesex	Middlesex	0.00	0.00	0.00	173,368.86	24,610.51	197,979.37
Holmsten Residence	Middlesex	0.00	0.00	0.00	8,276.18	0.00	8,276.18
Parker Service Station	Middletown Spr	0.00	0.00	0.00	27,463.51	0.00	27,463.51
Grant's General Store	Middletown Spr	0.00	0.00	0.00	1,916.81	6,057.58	7,974.39

Attachment 2
Petroleum Cleanup Fund
Expenditures by Site Through June 2008
Motor Fuel - All Sites

PCF Site Name	Site Location	Total Current Year Remediation Costs	Total Current Year 3rd Party Claims	Current Year Total	Total Prior Year Remediation Costs	Total Prior Year 3rd Party Costs	GRAND TOTAL
Rowley Fuels	Milton	5,184.27	0.00	5,184.27	343,141.27	15,619.44	363,944.98
Milton General Store	Milton	4,831.32	0.00	4,831.32	317,868.57	0.00	322,699.89
Arrowhead Body Shop	Milton	0.00	0.00	0.00	142,070.29	141.60	142,211.89
Marty's Mobil	Milton	495.90	0.00	495.90	13,303.92	0.00	13,799.82
Milton Midtown Mobil	Milton	0.00	0.00	0.00	14,973.51	0.00	14,973.51
Milton Beverage Warehouse	Milton	0.00	910.16	910.16	11,443.22	1,189.66	13,543.04
Sabo Residence	Milton	0.00	0.00	0.00	4,610.76	0.00	4,610.76
Route 7; Milton	Milton	0.00	0.00	0.00	10,835.20	98,766.99	109,602.19
Monkton Ridge	Monkton	8.30	256.25	264.55	32,295.88	89,957.74	122,518.17
Wisowatty Residence	Monkton	0.00	0.00	0.00	0.00	0.00	0.00
Monkton Gen'l Store	Monkton	11,809.26	713.05	12,522.31	81,770.93	7,388.85	101,682.09
Lavalee Residence	Monkton	0.00	0.00	0.00	0.00	3,567.86	3,567.86
Wisowatty Residence	Monkton	0.00	0.00	0.00	2,830.99	5,316.70	8,147.69
Cota's Deli & Beverage	Montgomery	1,456.00	0.00	1,456.00	122,546.60	0.00	124,002.60
Sylvester Store	Montgomery	0.00	0.00	0.00	29,624.69	0.00	29,624.69
Bradley's Mobile	Montgomery	1,881.15	0.00	1,881.15	15,172.50	0.00	17,053.65
Pierce Mobil	Montpelier	7,005.96	0.00	7,005.96	24,899.15	0.00	31,905.11
Bob's Deli	Montpelier	6,246.99	0.00	6,246.99	165,772.79	0.00	172,019.78
Vermont College	Montpelier	1,791.74	0.00	1,791.74	81,025.38	0.00	82,817.12
White Mountain Paper	Montpelier	0.00	0.00	0.00	1,730.85	0.00	1,730.85
Capital Mobil	Montpelier	4,408.79	0.00	4,408.79	49,319.73	0.00	53,728.52
Sarduccis	Montpelier	8,870.42	0.00	8,870.42	19,003.32	0.00	27,873.74
Bethany Congregational	Montpelier	0.00	0.00	0.00	37,666.19	0.00	37,666.19
Uttons Muffler	Montpelier	0.00	0.00	0.00	2,857.16	0.00	2,857.16
Perry's Service Station	Montpelier	18,664.15	0.00	18,664.15	47,791.74	0.00	66,455.89
Bob's Sunoco	Montpelier	0.00	0.00	0.00	4,370.80	0.00	4,370.80
Northlight Studio Press	Montpelier	0.00	0.00	0.00	4,758.25	0.00	4,758.25
Reed Residence	Montpelier	0.00	0.00	0.00	4,499.47	0.00	4,499.47
Walker Motors	Montpelier	4,873.53	0.00	4,873.53	6,501.19	2,781.00	14,155.72
Thraser Residence	Montpelier	0.00	0.00	0.00	545.19	0.00	545.19
Swasey Property	Montpelier	0.00	0.00	0.00	1,182.84	0.00	1,182.84
Paul Residence	Montpelier	0.00	0.00	0.00	1,313.15	0.00	1,313.15
Strong Farm	Montpelier	0.00	0.00	0.00	3,083.00	0.00	3,083.00
Bethany Congregational	Montpelier	0.00	0.00	0.00	3,897.55	0.00	3,897.55
Heney Building	Montpelier	0.00	0.00	0.00	5,871.19	0.00	5,871.19
Day's Inn	Montpelier	0.00	0.00	0.00	10,706.85	0.00	10,706.85
Carriveau's Gulf	Montpelier	0.00	0.00	0.00	703.50	5,549.26	6,252.76
172 Berlin Street	Montpelier	0.00	0.00	0.00	114,525.05	203,989.93	318,514.98
Moretown General Store	Moretown	0.00	0.00	0.00	310,667.71	0.00	310,667.71
former Tradewinds Store	Morgan	4,155.62	0.00	4,155.62	10,109.44	0.00	14,265.06
Morrisville Mobil	Morristown	0.00	0.00	0.00	22,637.98	0.00	22,637.98
Sweet and Burt	Morristown	0.00	0.00	0.00	32,583.36	0.00	32,583.36
Lakeside Garage	Morristown	0.00	0.00	0.00	26,793.00	0.00	26,793.00
Macs Convenience Store	Morristown	0.00	0.00	0.00	8,071.40	0.00	8,071.40
AOT Morrisville	Morristown	0.00	0.00	0.00	5,028.51	0.00	5,028.51
Former Stowe Oil	Morristown	8,307.40	0.00	8,307.40	289,628.37	290.29	298,226.06
Tomlinson's Market	Morristown	0.00	0.00	0.00	3,445.01	0.00	3,445.01
Ahler's Residence	Mt Holly	0.00	0.00	0.00	130.00	0.00	130.00
McLellans Garage	Mt. Taber	10,533.65	0.00	10,533.65	0.00	0.00	10,533.65
238 Ferry St	N Hyde Park	0.00	1,128.63	1,128.63	0.00	18.05	1,146.68
MacIntyre Fuels	New Haven	51,296.85	7,193.32	58,490.17	990,558.30	56,244.61	1,105,293.08
7 & 17 Corner Store	New Haven	2,414.98	0.00	2,414.98	264,508.47	0.00	266,923.45
Bald Hill Fish Hatchery	Newark	2,442.25	0.00	2,442.25	12,323.10	0.00	14,765.35
Wells River Jiffy Mart	Newbury	4,067.25	0.00	4,067.25	12,188.74	0.00	16,255.99
Jays' Place	Newbury	2,369.70	0.00	2,369.70	36,479.70	0.00	38,849.40
Taylor Chevrolet	Newbury	0.00	0.00	0.00	5,241.97	0.00	5,241.97
Alpine Auto	Newfane	10,104.85	4,275.89	14,380.74	298,302.53	37,841.09	350,524.36
former Cray Oil	Newfane	10,726.03	0.00	10,726.03	0.00	0.00	10,726.03

Attachment 2
Petroleum Cleanup Fund
Expenditures by Site Through June 2008
Motor Fuel - All Sites

PCF Site Name	Site Location	Total Current Year Remediation Costs	Total Current Year 3rd Party Claims	Current Year Total	Total Prior Year Remediation Costs	Total Prior Year 3rd Party Costs	GRAND TOTAL
Gordon Residence	Newfane	0.00	0.00	0.00	3,894.38	0.00	3,894.38
So Newfane General Store	Newfane	0.00	0.00	0.00	262.64	0.00	262.64
Newport Mini Mart	Newport	10,772.62	0.00	10,772.62	0.00	0.00	10,772.62
Newport City Garage	Newport City	0.00	0.00	0.00	20,798.23	0.00	20,798.23
Jimmy's Quick Store	Newport City	6,429.00	0.00	6,429.00	89,263.35	0.00	95,692.35
Newport Car Wash	Newport City	2,045.05	0.00	2,045.05	29,108.65	0.00	31,153.70
Former Orleans Candy	Newport City	0.00	0.00	0.00	2,575.85	0.00	2,575.85
Hay's Ford	Newport City	0.00	0.00	0.00	13,054.31	0.00	13,054.31
Cumberland Farms	Newport City	0.00	0.00	0.00	2,015.98	14,492.17	16,508.15
former Hood Building	Newport City	4,114.42	0.00	4,114.42	26,131.45	0.00	30,245.87
Newport Corner Deli	Newport City	7,470.27	0.00	7,470.27	0.00	0.00	7,470.27
Parker Block	Newport City	0.00	0.00	0.00	971.10	0.00	971.10
United Church	Newport City	0.00	0.00	0.00	2,876.40	0.00	2,876.40
New City	Newport City	0.00	0.00	0.00	6,078.05	0.00	6,078.05
Raboin Farm	Newport Town	1,628.71	0.00	1,628.71	19,812.70	0.00	21,441.41
Tudhope Marine	North Hero	24,650.10	0.00	24,650.10	99,952.59	0.00	124,602.69
Robare's	North Hero	3,861.28	0.00	3,861.28	70,863.80	0.00	74,725.08
Lemery's Store	Northfield	5,556.26	0.00	5,556.26	658,253.11	0.00	663,809.37
Northfield Green	Northfield	0.00	0.00	0.00	420,616.21	4,316.53	424,932.74
South Village Mobil	Northfield	12,745.96	1,994.20	14,740.16	156,107.01	5,136.15	175,983.32
Grn Mtn Family Practice	Northfield	651.71	0.00	651.71	0.00	0.00	651.71
Severy Residence	Northfield	0.00	0.00	0.00	5,057.39	0.00	5,057.39
Norton Gas	Norton	23,383.01	0.00	23,383.01	0.00	0.00	23,383.01
Johnson & Dix	Norwich	0.00	0.00	0.00	8,197.96	0.00	8,197.96
Agway Norwich	Norwich	0.00	0.00	0.00	700.00	0.00	700.00
Braun Residence	Norwich	0.00	0.00	0.00	3,834.43	0.00	3,834.43
Dan & Whits Service Center	Norwich	0.00	0.00	0.00	5,845.10	0.00	5,845.10
Marion Cross School	Norwich						
Eric Relation Property	Orange	0.00	0.00	0.00	1,042.00	0.00	1,042.00
Pickel Residence	Orange	0.00	0.00	0.00	7,901.11	0.00	7,901.11
Former Audet Farm	Orwell	2,201.80	0.00	2,201.80	18,456.69	0.00	20,658.49
Reindeau Residence	Orwell	0.00	0.00	0.00	5,869.33	0.00	5,869.33
Orwell Gas & Go	Orwell	10,464.58	0.00	10,464.58	0.00	0.00	10,464.58
Loomis Trucking	Pawlet	0.00	0.00	0.00	2,741.29	0.00	2,741.29
Baker Residence	Pawlet	0.00	0.00	0.00	0.00	128.65	128.65
Froehlich Residence	Pawlet	0.00	0.00	0.00	7,632.03	0.00	7,632.03
Chicken Alley	Pawlet	0.00	0.00	0.00	2,178.20	3,020.29	5,198.49
Sherman Residence	Pawlet	0.00	0.00	0.00	34,380.37	0.00	34,380.37
Mi-Laura Farm	Pawlet	0.00	0.00	0.00	5,204.66	0.00	5,204.66
Baker Residence	Pawlet	0.00	0.00	0.00	4,950.23	4,489.81	9,440.04
Bayley-Hazen Store	Peacham	0.00	0.00	0.00	1,134.54	0.00	1,134.54
Pittsford Sunoco	Pittsford	616.17	0.00	616.17	7,443.29	0.00	8,059.46
Keiths Country Store	Pittsford	3,176.65	0.00	3,176.65	16,340.88	0.00	19,517.53
Pittsford Mills Apts	Pittsford	0.00	0.00	0.00	31,921.97	0.00	31,921.97
Blodgett Repair	Plainfield	3,410.32	0.00	3,410.32	4,998.26	0.00	8,408.58
McEntyre Residence	Plainfield	0.00	0.00	0.00	3,585.38	0.00	3,585.38
Plainfield Auto	Plainfield	0.00	0.00	0.00	3,149.52	0.00	3,149.52
Manwell Store	Plainfield	0.00	0.00	0.00	3,538.00	0.00	3,538.00
Plymouth General Store	Plymouth	2,362.44	0.00	2,362.44	55,210.68	0.00	57,573.12
Stewart Shop #191	Poultney	73.44	0.00	73.44	35,682.77	0.00	35,756.21
Poultney Auto Supply	Poultney	0.00	0.00	0.00	2,544.60	0.00	2,544.60
Poultney BP	Poultney	0.00	0.00	0.00	11,191.79	0.00	11,191.79
Village Market	Pownal	5,154.86	0.00	5,154.86	740,164.64	12,144.03	757,463.53
Center Street	Pownal	0.00	3,564.00	3,564.00	0.00	7,196.37	10,760.37
Lertola's Toyota	Proctor	2,326.56	0.00	2,326.56	105,398.71	0.00	107,725.27
Mountain Pauls	Putney	18,399.69	0.00	18,399.69	275,055.43	68,333.52	361,788.64
Bass Residence	Putney	0.00	0.00	0.00	0.00	27,277.50	27,277.50
Rods Mobil	Putney	0.00	0.00	0.00	3,118.86	0.00	3,118.86

Attachment 2
Petroleum Cleanup Fund
Expenditures by Site Through June 2008
Motor Fuel - All Sites

PCF Site Name	Site Location	Total Current Year Remediation Costs	Total Current Year 3rd Party Claims	Current Year Total	Total Prior Year Remediation Costs	Total Prior Year 3rd Party Costs	GRAND TOTAL
Main Street Service Ctr	Putney	1,692.10	0.00	1,692.10	21,770.25	0.00	23,462.35
Wilson Wetland	Putney	7,078.01	0.00	7,078.01	0.00	0.00	7,078.01
Champlain Farms	Randolph	0.00	0.00	0.00	20,861.74	0.00	20,861.74
Randolph Bridge	Randolph	0.00	0.00	0.00	29,253.47	0.00	29,253.47
former Stagecoach Transportation	Randolph	2,989.20	0.00	2,989.20	0.00	0.00	2,989.20
Lyons Farm	Randolph	0.00	0.00	0.00	10,021.88	0.00	10,021.88
Rinkers Mobil	Randolph	1,161.67	0.00	1,161.67	0.00	0.00	1,161.67
Engle Residence	Randolph	0.00	0.00	0.00	941.00	0.00	941.00
Marshall Arbo Property	Randolph	0.00	0.00	0.00	3,385.41	0.00	3,385.41
Washburn Laundromat	Randolph	0.00	0.00	0.00	10,261.97	0.00	10,261.97
Reading Elem School	Reading	0.00	1,156.82	1,156.82	46,805.45	17,842.08	65,804.35
Hammondville Store	Reading	0.00	0.00	0.00	11,593.35	0.00	11,593.35
Readsboro Garage	Readsboro	0.00	0.00	0.00	145.39	0.00	145.39
Hammandville Store	Redding	1,591.42	0.00	1,591.42	548.49	0.00	2,139.91
Quik Stop Sunoco	Richford	3,928.32	0.00	3,928.32	193,033.51	5,998.49	202,960.32
Pinnacle Peddle	Richford	2,758.91	0.00	2,758.91	26,534.76	0.00	29,293.67
former Cummings Sweet Property	Richford	10,236.39	0.00	10,236.39	12,795.66	0.00	23,032.05
B & D Beverage	Richford	0.00	0.00	0.00	1,248.70	0.00	1,248.70
B & D Automotive	Richford	0.00	0.00	0.00	10,635.65	549.12	11,184.77
Lucky Spot	Richmond	1,471.82	0.00	1,471.82	50,003.45	0.00	51,475.27
Richmond WW Trtmnt Plant	Richmond	0.00	0.00	0.00	60,932.72	0.00	60,932.72
Richmond Mobil	Richmond	3,359.77	0.00	3,359.77	0.00	0.00	3,359.77
Richmond Truck & Auto	Richmond	0.00	0.00	0.00	5,918.79	0.00	5,918.79
Parrish Mobil	Rochester	0.00	0.00	0.00	1,760.02	0.00	1,760.02
King Residence	Rockingham	2,463.00	200.15	2,663.15	461,861.96	35,040.94	499,566.05
Laware Sunoco	Rockingham	0.00	0.00	0.00	130,399.62	0.00	130,399.62
Former Food & Fuel	Rockingham	0.00	0.00	0.00	18,444.32	0.00	18,444.32
D & R General Store	Rockingham	0.00	0.00	0.00	233,338.80	0.00	233,338.80
Fleming Texaco	Rockingham	0.00	0.00	0.00	273.67	0.00	273.67
Chittenden Bank	Rockingham	0.00	0.00	0.00	2,058.00	0.00	2,058.00
Village Mobil	Rockingham	0.00	0.00	0.00	105,052.27	0.00	105,052.27
White Mountain Paper	Rockingham	0.00	0.00	0.00	48,582.15	1,650.00	50,232.15
Roxbury Country Store	Roxbury	0.00	0.00	0.00	2,970.68	0.00	2,970.68
Roxbury Union Church	Roxbury	0.00	0.00	0.00	6,384.49	0.00	6,384.49
Deerfield Properties	Royalton	2,380.94	0.00	2,380.94	25,826.12	0.00	28,207.06
Royal Texaco	Royalton	0.00	0.00	0.00	21,910.88	0.00	21,910.88
377 West Street	Rutland	1,188.44	0.00	1,188.44	561.15	0.00	1,749.59
First Vermont Bank	Rutland	922.91	0.00	922.91	0.00	0.00	922.91
Mall Mobil	Rutland	8,686.59	0.00	8,686.59	0.00	0.00	8,686.59
Midway Oil	Rutland City	3,184.15	0.00	3,184.15	480,548.63	0.00	483,732.78
Rutland Mobil	Rutland City	2,554.79	0.00	2,554.79	22,380.30	0.00	24,935.09
J.P. Noonan	Rutland City	0.00	0.00	0.00	475,662.67	5,065.36	480,728.03
Jiffy Mart	Rutland City	1,467.88	0.00	1,467.88	187,255.29	0.00	188,723.17
Argent Ltd.	Rutland City	24,695.40	0.00	24,695.40	28,024.26	554.90	53,274.56
Mintzer Brothers	Rutland City	0.00	0.00	0.00	8,022.54	0.00	8,022.54
Eddie's Convenience	Rutland City	1,471.87	0.00	1,471.87	23,688.75	0.00	25,160.62
Stewarts Shop 192	Rutland City	7,236.74	0.00	7,236.74	66,634.38	0.00	73,871.12
Stewarts Shop 194	Rutland City	3,404.05	0.00	3,404.05	21,353.57	0.00	24,757.62
Speedi Lube	Rutland City	0.00	0.00	0.00	9,528.80	0.00	9,528.80
Rutland Short Stop	Rutland City	2,854.59	0.00	2,854.59	30,090.60	0.00	32,945.19
West Street Mobil	Rutland City	67,330.55	0.00	67,330.55	249,180.84	0.00	316,511.39
Midway Oil	Rutland City	1,848.38	0.00	1,848.38	27,803.82	0.00	29,652.20
H-Our Mart	Rutland City	22,589.98	0.00	22,589.98	0.00	0.00	22,589.98
Patch's Petroleum	Rutland City	0.00	0.00	0.00	96,008.59	1,069.84	97,078.43
Chuck's Convenience St	Rutland City	0.00	0.00	0.00	42,248.84	0.00	42,248.84
Stewarts Shop 400	Rutland City	37,329.53	0.00	37,329.53	27,394.93	0.00	64,724.46
Rutland Sunoco	Rutland City	1,971.31	0.00	1,971.31	15,967.32	0.00	17,938.63
Craigain Auto	Rutland City	0.00	0.00	0.00	17,668.96	0.00	17,668.96

Attachment 2
Petroleum Cleanup Fund
Expenditures by Site Through June 2008
Motor Fuel - All Sites

PCF Site Name	Site Location	Total Current Year Remediation Costs	Total Current Year 3rd Party Claims	Current Year Total	Total Prior Year Remediation Costs	Total Prior Year 3rd Party Costs	GRAND TOTAL
Army Maintenance Facility	Rutland City	1,713.37	0.00	1,713.37	4,144.64	0.00	5,858.01
Tomasi Residence	Rutland City	0.00	0.00	0.00	14,810.08	0.00	14,810.08
Comfort Inn	Rutland City	16,211.17	0.00	16,211.17	18,907.96	0.00	35,119.13
Raymond Residence	Rutland City	0.00	0.00	0.00	3,059.83	0.00	3,059.83
Professional Park Condos	Rutland City	0.00	0.00	0.00	41,515.89	0.00	41,515.89
McGinnis Property	Rutland City	5,525.77	0.00	5,525.77	140,243.79	0.00	145,769.56
North East School	Rutland City	0.00	0.00	0.00	2,032.62	0.00	2,032.62
Steve De Clue Residence	Rutland City	0.00	0.00	0.00	11,315.71	0.00	11,315.71
Columbia Ave Apts.	Rutland City	0.00	0.00	0.00	0.00	0.00	0.00
Merchants' Row	Rutland City	0.00	0.00	0.00	2,645.95	0.00	2,645.95
Russell Corp	Rutland City	0.00	0.00	0.00	2,896.70	0.00	2,896.70
Downtown Buildings	Rutland City	0.00	0.00	0.00	7,170.10	0.00	7,170.10
Professional Park Condos	Rutland City	0.00	0.00	0.00	23,312.89	0.00	23,312.89
Foto Hut	Rutland City	0.00	0.00	0.00	80,098.18	0.00	80,098.18
Kelly Residence	Rutland Town	0.00	0.00	0.00	29,153.28	0.00	29,153.28
Consolidated Freight	Rutland Town	0.00	0.00	0.00	22,617.93	0.00	22,617.93
Granite Group Property	Rutland Town	0.00	0.00	0.00	512.50	0.00	512.50
Metromail	Rutland Town	0.00	0.00	0.00	0.00	0.00	0.00
Flory Plaza	Rutland Town	0.00	0.00	0.00	3,054.94	0.00	3,054.94
Smith Buick	Rutland Town	0.00	0.00	0.00	7,423.13	0.00	7,423.13
Kaplan Residence	Sandgate	0.00	0.00	0.00	19,948.80	0.00	19,948.80
former Prouty & Miller Lumber Yard	Sharon	1,815.00	0.00	1,815.00	1,892.53	0.00	3,707.53
Spillane's	Shelburne	9,791.39	0.00	9,791.39	379,917.24	20,352.50	410,061.13
Rays Citgo	Shelburne	1,001.79	0.00	1,001.79	5,761.01	0.00	6,762.80
Goss Leasing Corp	Shelburne	1,891.55	0.00	1,891.55	42,402.37	0.00	44,293.92
216 Webster Street	Shelburne	33,561.87	0.00	33,561.87	54,036.11	237.50	87,835.48
Green Mountain Kenworth	Shelburne	0.00	0.00	0.00	2,061.81	0.00	2,061.81
Leibowitz Property	Shelburne	0.00	0.00	0.00	9,121.30	0.00	9,121.30
Foley Residence	Shelburne	0.00	0.00	0.00	1,583.50	0.00	1,583.50
Shelburn Water Line	Shelburne	1,436.08	0.00	1,436.08	22,322.87	0.00	23,758.95
Latelle Residence	Shelburne	0.00	0.00	0.00	6,278.92	0.00	6,278.92
Margie's Quik Stop	Sheldon	2,408.88	0.00	2,408.88	33,454.28	0.00	35,863.16
Bourbreaux Brothers	Sheldon	1,889.88	0.00	1,889.88	12,693.07	0.00	14,582.95
Lee Residence	Sheldon	0.00	0.00	0.00	5,809.05	0.00	5,809.05
Sheldon Mini Mart	Sheldon	0.00	0.00	0.00	22,393.82	15,207.11	37,600.93
Herb's Corner Store	Shoreham	0.00	0.00	0.00	27,321.45	0.00	27,321.45
Valley Garage	Shoreham	119,686.43	0.00	119,686.43	12,463.66	893.75	133,043.84
Audet Farm	Shoreham	2,040.97	0.00	2,040.97	14,290.00	0.00	16,330.97
Johannessen Residence	Shoreham	0.00	0.00	0.00	696.25	0.00	696.25
819 Union Village Road	Shoreham	0.00	0.00	0.00	3,772.06	0.00	3,772.06
Shrewsbury Mountain School	Shrewsbury	0.00	0.00	0.00	1,334.42	0.00	1,334.42
JC Stewart & Son	Shrewsbury	0.00	0.00	0.00	6,522.84	0.00	6,522.84
Gracey's Store	So. Burlington	29,184.61	0.00	29,184.61	623.63	0.00	29,808.24
Mobil Short Stop	South Burlington	3,069.41	0.00	3,069.41	47,681.00	0.00	50,750.41
McDonalds	South Burlington	89,807.64	0.00	89,807.64	181,140.02	11,083.44	282,031.10
Airport Mobil	South Burlington	22,478.15	0.00	22,478.15	23,565.57	0.00	46,043.72
Williston Road Mobil	South Burlington	8,413.13	0.00	8,413.13	195,097.56	7,837.07	211,347.76
Kaigles Citgo	South Burlington	1,783.35	0.00	1,783.35	19,524.30	0.00	21,307.65
Nordic Ford	South Burlington	4,274.87	0.00	4,274.87	0.00	0.00	4,274.87
Williston Road Mobil	South Burlington	30,594.10	0.00	30,594.10	0.00	0.00	30,594.10
So Burl Street Dept	South Burlington	1,918.90	0.00	1,918.90	21,786.98	0.00	23,705.88
So Burlington Police Dept	South Burlington	0.00	0.00	0.00	25,038.03	0.00	25,038.03
Munson Shopyard	South Burlington	734.66	0.00	734.66	123,227.80	0.00	123,962.46
Jiffy Lube	South Burlington	0.00	0.00	0.00	7,116.23	0.00	7,116.23
Perry's Fish Market	South Burlington	145.25	0.00	145.25	16,454.30	0.00	16,599.55
Shelburne Rd Shortstop	South Burlington	15,529.15	0.00	15,529.15	460,199.67	0.00	475,728.82
Former Lake Buick	South Burlington	327.70	0.00	327.70	6,858.40	0.00	7,186.10
Pacific Gas	South Burlington	0.00	8,796.32	8,796.32	0.00	0.00	8,796.32

Attachment 2
Petroleum Cleanup Fund
Expenditures by Site Through June 2008
Motor Fuel - All Sites

PCF Site Name	Site Location	Total Current Year Remediation Costs	Total Current Year 3rd Party Claims	Current Year Total	Total Prior Year Remediation Costs	Total Prior Year 3rd Party Costs	GRAND TOTAL
Dolan's Variety	South Burlington	0.00	0.00	0.00	16,507.65	0.00	16,507.65
Hertz National	South Burlington	0.00	0.00	0.00	51,876.12	0.00	51,876.12
Datillio's Sunoco	South Burlington	1,111.56	0.00	1,111.56	9,221.44	0.00	10,333.00
Champlain Valley Sunoco	South Burlington	5,169.98	0.00	5,169.98	14,453.61	0.00	19,623.59
Shelburne Road Texaco	South Burlington	4,040.77	0.00	4,040.77	6,173.39	(186.00)	10,028.16
Kaigles Small Citgo	South Burlington	767.12	0.00	767.12	5,617.93	0.00	6,385.05
Burlington Mitsubishi	South Burlington	2,798.49	0.00	2,798.49	0.00	0.00	2,798.49
Champlain St.	South Burlington	1,419.06	0.00	1,419.06	59,481.69	0.00	60,900.75
Heindel & Noyes Office	South Burlington	0.00	0.00	0.00	2,301.83	0.00	2,301.83
Staples Plaza	South Burlington	0.00	0.00	0.00	10,150.61	0.00	10,150.61
Kennedy Drive Mobil	South Burlington	2,053.52	0.00	2,053.52	0.00	0.00	2,053.52
Skiff UST Removal	South Burlington	0.00	0.00	0.00	1,950.15	0.00	1,950.15
Hameline Residence	South Burlington	0.00	0.00	0.00	4,666.59	0.00	4,666.59
Nordic Ford	South Burlington	0.00	0.00	0.00	8,429.92	0.00	8,429.92
D.B.I.	South Burlington	0.00	0.00	0.00	9,977.82	0.00	9,977.82
Allen Brook Group Home	South Burlington	0.00	0.00	0.00	14,230.30	0.00	14,230.30
Former Nissan Bakery	South Burlington	0.00	0.00	0.00	15,831.02	0.00	15,831.02
Fassett / Bouyea	South Burlington	0.00	0.00	0.00	110,417.51	0.00	110,417.51
Midway Oil	South Hero	1,855.84	0.00	1,855.84	108,860.70	178.50	110,895.04
Cornerstone Market	South Hero	1,372.68	0.00	1,372.68	28,060.24	0.00	29,432.92
South Hero Grocery	South Hero	3,433.75	0.00	3,433.75	26,395.51	0.00	29,829.26
Keeler Bay Variety	South Hero	1,492.61	0.00	1,492.61	0.00	0.00	1,492.61
Wilder Farm	South Hero	0.00	0.00	0.00	9,089.70	0.00	9,089.70
Jones & Lamson	Springfield	57.84	57.84	115.68	5,395.93	0.00	5,511.61
Midway Mobil	Springfield	4,154.32	0.00	4,154.32	88,409.94	163.50	92,727.76
Grampy's Travel Center	Springfield	0.00	0.00	0.00	7,521.77	0.00	7,521.77
Jiffy Mart Citgo	Springfield	2,587.19	0.00	2,587.19	14,342.69	0.00	16,929.88
Go-Go Gas	Springfield	34,928.44	0.00	34,928.44	597,372.70	0.00	632,301.14
Kangas Residence	Springfield	1,179.16	0.00	1,179.16	16,085.68	0.00	17,264.84
Springfield Fire Department	Springfield	0.00	0.00	0.00	36,647.19	0.00	36,647.19
Springfield Foodstop	Springfield	0.00	0.00	0.00	15,893.49	0.00	15,893.49
Springfield Recycling Center	Springfield	3,725.22	0.00	3,725.22	18,795.38	1,862.81	24,383.41
Bobs Sunoco	Springfield	4,376.06	0.00	4,376.06	20,878.43	0.00	25,254.49
Mountain View Apartments	Springfield	0.00	0.00	0.00	4,456.72	0.00	4,456.72
Jasinski Estate	Springfield	0.00	0.00	0.00	5,560.08	0.00	5,560.08
Springfield Family Center	Springfield	0.00	0.00	0.00	7,521.58	0.00	7,521.58
Joe's Disc. Beverage	Springfield	0.00	0.00	0.00	2,392.30	0.00	2,392.30
Dufresne-Henry	Springfield	0.00	0.00	0.00	4,044.08	0.00	4,044.08
Springfield Rail. Term.	Springfield	0.00	0.00	0.00	4,234.35	0.00	4,234.35
Springfield Child Care Ctr	Springfield	0.00	0.00	0.00	4,292.95	0.00	4,292.95
Lovejoy Tool Co	Springfield	0.00	0.00	0.00	4,906.72	0.00	4,906.72
Grampy's Travel Center	Springfield	0.00	0.00	0.00	90,000.00	0.00	90,000.00
Franklin Apartments	St Albans	0.00	0.00	0.00	4,816.16	0.00	4,816.16
LeBlanc's	St Albans City	6,806.54	0.00	6,806.54	95,970.86	0.00	102,777.40
Superior Muffler	St Albans City	5,855.63	0.00	5,855.63	15,658.05	0.00	21,513.68
45 Kingman Street - Courthouse	St Albans City	0.00	0.00	0.00	130.00	0.00	130.00
South Main St. Grocery	St Albans City	0.00	0.00	0.00	111,011.56	0.00	111,011.56
St Albans Cooperative	St Albans City	1,912.75	0.00	1,912.75	67,037.52	0.00	68,950.27
Handy Dodge	St Albans City	0.00	0.00	0.00	42,045.86	0.00	42,045.86
Lake St. Texaco	St Albans City	1,077.90	0.00	1,077.90	24,222.41	0.00	25,300.31
Lester's Service Ctr	St Albans City	3,196.46	0.00	3,196.46	37,604.61	0.00	40,801.07
SB Collins Bulk Facility	St Albans City	1,383.45	0.00	1,383.45	55,224.02	0.00	56,607.47
St Albans Public Garage	St Albans City	0.00	0.00	0.00	52,093.94	0.00	52,093.94
J&L Service Center	St Albans City	2,174.43	0.00	2,174.43	190,102.05	0.00	192,276.48
North Main Exxon	St Albans City	0.00	0.00	0.00	12,946.05	0.00	12,946.05
Grand Union Plaza	St Albans City	0.00	0.00	0.00	4,047.76	0.00	4,047.76
Carlson Residence	St Albans City	0.00	0.00	0.00	4,541.01	0.00	4,541.01
Hood Dairy	St Albans City	0.00	0.00	0.00	1,809.58	0.00	1,809.58

Attachment 2
Petroleum Cleanup Fund
Expenditures by Site Through June 2008
Motor Fuel - All Sites

PCF Site Name	Site Location	Total Current Year Remediation Costs	Total Current Year 3rd Party Claims	Current Year Total	Total Prior Year Remediation Costs	Total Prior Year 3rd Party Costs	GRAND TOTAL
Lester's General Store	St Albans City	0.00	0.00	0.00	2,383.71	0.00	2,383.71
Joe Miller Gulf	St Albans City	0.00	0.00	0.00	66,946.71	0.00	66,946.71
Edgewater Market	St Albans Town	13,440.08	0.00	13,440.08	452,521.09	17,652.20	483,613.37
Office Quarters	St Albans Town	0.00	0.00	0.00	121,920.19	438.17	122,358.36
St Albans Colonial Mart	St Albans Town	1,215.15	0.00	1,215.15	3,940.89	0.00	5,156.04
State Police Barracks	St Albans Town	0.00	0.00	0.00	11,297.33	0.00	11,297.33
Mobil North	St Albans Town	1,527.40	0.00	1,527.40	20,257.00	0.00	21,784.40
Maquam Shore Market	St Albans Town	0.00	0.00	0.00	7,465.44	0.00	7,465.44
Wagon Wheel Truck Stop	St Albans Town	4,666.95	0.00	4,666.95	15,572.45	0.00	20,239.40
Bedard's Mobil	St Johnsbury	5,758.39	0.00	5,758.39	393,886.47	0.00	399,644.86
Windshield World	St Johnsbury	536.25	0.00	536.25	5,689.87	0.00	6,226.12
Portland St Mini Mart	St Johnsbury	7,407.02	0.00	7,407.02	505,834.32	0.00	513,241.34
Lewis Oil Co., Inc.	St Johnsbury	8,204.96	0.00	8,204.96	25,000.00	0.00	33,204.96
Gold Crown Lanes	St Johnsbury	0.00	0.00	0.00	4,161.72	0.00	4,161.72
St Johnsbury House	St Johnsbury	0.00	0.00	0.00	7,600.86	0.00	7,600.86
LaPerle Residence	St Johnsbury	0.00	0.00	0.00	3,907.53	0.00	3,907.53
Portland Street School	St Johnsbury	0.00	0.00	0.00	5,950.04	0.00	5,950.04
Yankee Traveler Motel	St Johnsbury	0.00	0.00	0.00	7,989.92	0.00	7,989.92
NE Regional Library	St Johnsbury	0.00	0.00	0.00	1,960.14	0.00	1,960.14
Rent Way	St Johnsbury	0.00	0.00	0.00	3,263.55	0.00	3,263.55
Yerkes Property	St Johnsbury	2,206.36	0.00	2,206.36	9,173.94	8,721.05	20,101.35
Palmer's	St Johnsbury	0.00	0.00	0.00	2,570.22	0.00	2,570.22
St J Go-Go Mini Mart	St Johnsbury	0.00	0.00	0.00	2,760.03	0.00	2,760.03
Former South Main Accessories	St Johnsbury	0.00	0.00	0.00	2,834.00	0.00	2,834.00
Brigg's Residence	St Johnsbury	0.00	0.00	0.00	5,709.90	0.00	5,709.90
Former Vinton Motors	St Johnsbury	0.00	0.00	0.00	6,579.41	0.00	6,579.41
Riverstreet Homes	St Johnsbury	0.00	0.00	0.00	7,030.50	0.00	7,030.50
Former Subaru	St Johnsbury	0.00	0.00	0.00	10,315.33	0.00	10,315.33
Brown Electric Bldg	St Johnsbury	0.00	0.00	0.00	11,632.25	0.00	11,632.25
E.H.V. Weidman	St Johnsbury	0.00	0.00	0.00	52,390.63	0.00	52,390.63
Rods Mobil	St. Johnsbury	123,390.96	0.00	123,390.96	42,202.69	0.00	165,593.65
Northern Petroleum Bulk Facility	St. Johnsbury	23,051.04	0.00	23,051.04	42,720.00	0.00	65,771.04
Starksboro General Store	Starksboro	0.00	0.00	0.00	6,835.71	0.00	6,835.71
Chamberlain Property	Starksboro	0.00	0.00	0.00	6,432.94	0.00	6,432.94
Mt Mansfield Garage	Stowe	12,042.45	0.00	12,042.45	531,635.69	208,444.29	752,122.43
Dave's Mobil	Stowe	0.00	0.00	0.00	9,604.25	0.00	9,604.25
Stowe Auto Service	Stowe	14,484.76	0.00	14,484.76	331,936.80	1,857.77	348,279.33
Stowe Car Wash	Stowe	3,904.67	0.00	3,904.67	269,797.19	1,540.20	275,242.06
Patridge Residence	Stowe	0.00	0.00	0.00	453.25	0.00	453.25
Peterson Brook Farm	Stowe	1,347.30	0.00	1,347.30	4,724.84	0.00	6,072.14
Auchincloss Residence	Stowe	0.00	0.00	0.00	4,786.59	0.00	4,786.59
Rivera Residence	Stowe	0.00	0.00	0.00	2,049.37	0.00	2,049.37
Wehe Residence	Stowe	0.00	0.00	0.00	10,208.92	0.00	10,208.92
Crawford Residence	Stowe	0.00	0.00	0.00	2,001.07	0.00	2,001.07
Griffith Residence	Stowe	0.00	0.00	0.00	540.72	0.00	540.72
Nelson Residence	Stowe	0.00	0.00	0.00	1,277.43	0.00	1,277.43
Coughlin Residence	Stowe	0.00	0.00	0.00	5,397.79	0.00	5,397.79
Fosters Place	Stowe	0.00	0.00	0.00	8,210.90	0.00	8,210.90
Dowling Residence	Stowe	0.00	0.00	0.00	1,978.10	684.90	2,663.00
Fosters Place	Stowe	0.00	0.00	0.00	5,822.27	0.00	5,822.27
Stowe Hardware	Stowe	0.00	0.00	0.00	5,341.49	0.00	5,341.49
Bourne's Service Ctr	Stowe	0.00	0.00	0.00	18,232.50	0.00	18,232.50
Notch Brook Condos	Stowe	0.00	0.00	0.00	28,443.66	0.00	28,443.66
Dave's Mobil	Stowe	0.00	0.00	0.00	0.00	1,857.76	1,857.76
Coburn's General Store	Strafford	0.00	0.00	0.00	470,666.15	0.00	470,666.15
Strafford Town Garage	Strafford	2,275.96	0.00	2,275.96	0.00	0.00	2,275.96
Stratton Town Garage	Stratton	0.00	0.00	0.00	166.14	0.00	166.14
Stratton Mtn Sun Bowl	Stratton	0.00	0.00	0.00	3,500.41	0.00	3,500.41

Attachment 2
Petroleum Cleanup Fund
Expenditures by Site Through June 2008
Motor Fuel - All Sites

PCF Site Name	Site Location	Total Current Year Remediation Costs	Total Current Year 3rd Party Claims	Current Year Total	Total Prior Year Remediation Costs	Total Prior Year 3rd Party Costs	GRAND TOTAL
Stratton Mtn Golf Area	Stratton	0.00	0.00	0.00	10,622.51	0.00	10,622.51
Stratton Mtn Maint.	Stratton	0.00	0.00	0.00	49,988.31	0.00	49,988.31
King George School	Sutton	0.00	0.00	0.00	67,410.02	0.00	67,410.02
Swanton Village	Swanton	2,850.80	0.00	2,850.80	160,770.58	0.00	163,621.38
Swanton Mobil	Swanton	7,742.50	0.00	7,742.50	40,755.11	0.00	48,497.61
Masse's Minit Mart	Swanton	1,280.39	0.00	1,280.39	183,727.34	0.00	185,007.73
St. Maries aka Dave's Quick Stop	Swanton	3,026.26	0.00	3,026.26	32,101.64	0.00	35,127.90
Swanton Sunoco	Swanton	1,574.06	0.00	1,574.06	8,891.88	0.00	10,465.94
Webb's Getty	Swanton	3,730.27	0.00	3,730.27	364,783.92	4,579.70	373,093.89
Swanton Car Wash	Swanton	2,674.63	0.00	2,674.63	17,878.53	0.00	20,553.16
Rillo Residence	Swanton	0.00	0.00	0.00	23,170.04	7,455.03	30,625.07
Grand Ave Enterprises	Swanton	2,140.20	0.00	2,140.20	10,164.49	0.00	12,304.69
North Country Cycle	Swanton	0.00	0.00	0.00	4,416.76	0.00	4,416.76
VT precisions Tools	Swanton	0.00	0.00	0.00	537.47	0.00	537.47
VT precisions Tools	Swanton	0.00	0.00	0.00	5,282.44	0.00	5,282.44
Delude Property	Swanton	0.00	0.00	0.00	9,976.29	0.00	9,976.29
Swanton Elem School	Swanton	0.00	0.00	0.00	0.00	0.00	0.00
Brook's Feeds	Swanton	0.00	0.00	0.00	2,985.03	0.00	2,985.03
Thetford Elementary School	Thetford	0.00	0.00	0.00	4,677.73	0.00	4,677.73
former Baker's Store	Thetford	10,139.75	0.00	10,139.75	34,652.70	0.00	44,792.45
Thetford Village Store	Thetford	0.00	0.00	0.00	725.95	0.00	725.95
West Topsham Country Store	Topsham	0.00	0.00	0.00	3,401.42	0.00	3,401.42
Topsham Telephone Co	Topsham	0.00	0.00	0.00	28,157.49	0.00	28,157.49
Limlaw Pulpwood	Topsham	0.00	0.00	0.00	9,866.77	0.00	9,866.77
Bristol	Townshend	0.00	888.57	888.57	9,391.47	13,470.14	23,750.18
Victoria Residence	Townshend	0.00	0.00	0.00	5,862.06	0.00	5,862.06
BJ's Corner Store	Troy	10,772.23	0.00	10,772.23	129,675.57	0.00	140,447.80
4 Corner's Mini Mart	Troy	0.00	0.00	0.00	33,047.40	0.00	33,047.40
Hamlin Property	Troy	0.00	0.00	0.00	15,646.16	0.00	15,646.16
Well's Country Store	Underhill	2,058.30	0.00	2,058.30	204,554.74	4,501.09	211,114.13
Various	Various	5,852.00	0.00	5,852.00	0.00	0.00	5,852.00
Riverside Apartments	Vergennes	1,035.00	0.00	1,035.00	348,291.48	14,062.92	363,389.40
CJ's Citgo	Vergennes	0.00	0.00	0.00	0.00	2,101.49	2,101.49
Vergennes Waste Water Treatment	Vergennes	0.00	0.00	0.00	4,184.54	0.00	4,184.54
Palmer Chiropractic	Vergennes	10,260.52	0.00	10,260.52	0.00	0.00	10,260.52
Former Epon's Gulf	Vernon	2,237.20	0.00	2,237.20	262,359.18	2,050.80	266,647.18
Vt Yankee Nuclear Power Corp	Vernon	0.00	0.00	0.00	6,535.00	0.00	6,535.00
Ward's Garage	Vershire	5,400.83	0.00	5,400.83	85,878.98	679.00	91,958.81
Estelle Blake Estate	Vershire	0.00	0.00	0.00	717.28	0.00	717.28
Village Store	Waitsfield	3,648.05	2,446.23	6,094.28	808,014.04	80,507.19	894,615.51
Hap's Service Center	Waitsfield	102,966.67	0.00	102,966.67	135,591.79	0.00	238,558.46
Bonnette's Garage	Waitsfield	1,922.89	0.00	1,922.89	13,345.04	0.00	15,267.93
Waitsfield Town Off/Joslin Lib	Waitsfield	0.00	0.00	0.00	2,754.84	0.00	2,754.84
Mehuron Drive Spill	Waitsfield	0.00	0.00	0.00	8,993.50	1,590.52	10,584.02
Mehuron Drive Spill	Waitsfield	0.00	0.00	0.00	0.00	2,188.54	2,188.54
Waitsfield Gulf	Waitsfield	0.00	0.00	0.00	29,298.44	655.92	29,954.36
Town of Walden	Walden	0.00	0.00	0.00	350.00	0.00	350.00
Walden General Store	Walden	0.00	0.00	0.00	0.00	229.00	229.00
Hooker Residence	Walden	0.00	0.00	0.00	14,710.74	0.00	14,710.74
Wallingford Sawmill	Wallingford	0.00	0.00	0.00	4,780.00	0.00	4,780.00
Macs Market	Wallingford	459.82	0.00	459.82	4,815.54	0.00	5,275.36
F.W. Arms Store	Wardsboro	3,751.40	0.00	3,751.40	68,760.79	0.00	72,512.19
Sugarbush Resort	Warren	3,443.60	0.00	3,443.60	253,520.01	0.00	256,963.61
former Kingsbury Service Station	Warren	3,100.01	0.00	3,100.01	3,472.60	0.00	6,572.61
Wortman Residence	Warren	0.00	0.00	0.00	0.00	70.55	70.55
Lyle's Superette	Washington	2,026.71	0.00	2,026.71	30,154.06	3,139.72	35,320.49
Park Street Well	Waterbury	0.00	0.00	0.00	48,517.11	0.00	48,517.11
Snow Valley Sunoco	Waterbury	2,179.42	0.00	2,179.42	52,842.32	0.00	55,021.74

Attachment 2
Petroleum Cleanup Fund
Expenditures by Site Through June 2008
Motor Fuel - All Sites

PCF Site Name	Site Location	Total Current Year Remediation Costs	Total Current Year 3rd Party Claims	Current Year Total	Total Prior Year Remediation Costs	Total Prior Year 3rd Party Costs	GRAND TOTAL
Caforia Market	Waterbury	0.00	0.00	0.00	7.00	0.00	7.00
Flanders Residence	Waterbury	0.00	0.00	0.00	4,070.30	0.00	4,070.30
Grenier Residence	Waterbury	0.00	0.00	0.00	0.00	0.00	0.00
Waterbury Village Gar.	Waterbury	0.00	0.00	0.00	374,538.57	6,740.00	381,278.57
Garry Residence	Waterford	0.00	0.00	0.00	3,820.85	0.00	3,820.85
Fenoff Residence	Waterford	0.00	0.00	0.00	72,742.81	1,704.24	74,447.05
Waterville Garage	Waterville	0.00	0.00	0.00	55.38	0.00	55.38
Ascutney Citgo	Weathersfield	2,062.17	0.00	2,062.17	366,931.07	0.00	368,993.24
Ascutney Sunoco	Weathersfield	2,634.06	0.00	2,634.06	33,893.86	0.00	36,527.92
Weathersfield Town Gar	Weathersfield	2,404.57	0.00	2,404.57	140,868.70	9,128.86	152,402.13
Exit 8 Mobil	Weathersfield	4,734.63	0.00	4,734.63	10,103.36	0.00	14,837.99
Transfer Station	Weathersfield	0.00	0.00	0.00	0.00	0.00	0.00
Perkinsville Church	Weathersfield	0.00	0.00	0.00	4,176.75	0.00	4,176.75
Hodgeson Brothers	Weathersfield	0.00	0.00	0.00	866.88	133.20	1,000.08
Rosen Property	Wells	0.00	0.00	0.00	4,008.65	0.00	4,008.65
West Addison General Store	West Addison	463.79	0.00	463.79	0.00	0.00	463.79
West Charleston Contam Wells	West Charleston	2,173.20	5,077.16	7,250.36	0.00	0.00	7,250.36
Glover Ambulance Dept	West Glover	24,457.86	0.00	24,457.86	0.00	0.00	24,457.86
McGanns Mobil	West Rutland	1,572.10	0.00	1,572.10	4,073.29	0.00	5,645.39
Sports West	West Rutland	1,937.00	0.00	1,937.00	184,104.79	0.00	186,041.79
Fuel Stop	West Rutland	15,747.91	0.00	15,747.91	0.00	0.00	15,747.91
Town of West Rutland	West Rutland	0.00	0.00	0.00	0.00	0.00	0.00
Maintenance Garage	West Windsor	0.00	0.00	0.00	2,824.56	0.00	2,824.56
Meuniers/Westfield Garage	Westfield	3,844.31	0.00	3,844.31	29,453.45	0.00	33,297.76
Bartlau Residence	Westford	0.00	0.00	0.00	6,693.72	0.00	6,693.72
Westminster	Westminster	0.00	0.00	0.00	6,229.20	0.00	6,229.20
Millbrook Store	Westmore	0.00	0.00	0.00	6,164.91	0.00	6,164.91
Weston Market Place	Weston	3,971.57	0.00	3,971.57	59,104.49	0.00	63,076.06
Travis Residence	Weston	1,587.50	0.00	1,587.50	7,502.35	0.00	9,089.85
Via Residence	Weston	0.00	0.00	0.00	3,441.51	0.00	3,441.51
Gibb Residence	Weybridge	0.00	0.00	0.00	72,736.44	0.00	72,736.44
Wheelock Village Store	Wheelock	2,252.60	0.00	2,252.60	582,018.42	0.00	584,271.02
Harford Oil Company Blk Fac	White River Jct	4,948.34	0.00	4,948.34	0.00	0.00	4,948.34
Whiting County Store	Whiting	0.00	0.00	0.00	6,018.66	0.00	6,018.66
Why-Not-Farm	Whiting	0.00	0.00	0.00	15,171.77	0.00	15,171.77
Bartlett Construction	Whitingham	1,953.62	0.00	1,953.62	3,338.43	0.00	5,292.05
Whitingham Country Store	Whitingham	2,186.50	0.00	2,186.50	8,283.94	7,790.00	18,260.44
Village Sunoco	Whitingham	0.00	0.00	0.00	5,526.14	0.00	5,526.14
Withington Estate	Wilder	1,550.49	0.00	1,550.49	13,172.35	0.00	14,722.84
Pump & Pantry	Williamstown	2,335.80	0.00	2,335.80	0.00	0.00	2,335.80
Dave's Automotive	Williston	0.00	0.00	0.00	520.00	0.00	520.00
Williston Country Club	Williston	0.00	0.00	0.00	13,120.28	0.00	13,120.28
Korner Kwik Stop	Williston	4,108.38	0.00	4,108.38	4,054.74	0.00	8,163.12
Taft's Corners Short Stop	Williston	35,810.66	0.00	35,810.66	175,053.35	0.00	210,864.01
O'Briens Town and Country Store	Williston	1,303.75	0.00	1,303.75	6,918.01	0.00	8,221.76
Land Air Express	Williston	2,498.80	0.00	2,498.80	2,264.17	0.00	4,762.97
Bouffard Residence	Williston	0.00	0.00	0.00	3,320.86	0.00	3,320.86
Clarks Williston Sunoco	Williston	2,130.07	0.00	2,130.07	0.00	0.00	2,130.07
Ellinger Residence	Williston	0.00	0.00	0.00	11,104.51	0.00	11,104.51
Taft's Corners	Williston	0.00	0.00	0.00	74,742.77	0.00	74,742.77
Wilmington Mobil	Wilmington	0.00	0.00	0.00	2,890.73	0.00	2,890.73
Walowit Residence	Wilmington	4,854.14	0.00	4,854.14	0.00	0.00	4,854.14
Brown's Sales & Service	Windsor	25,852.00	0.00	25,852.00	157,590.64	0.00	183,442.64
Old Windsor Village	Windsor	0.00	855.00	855.00	0.00	2,827.50	3,682.50
Windsor Texaco	Windsor	0.00	0.00	0.00	5,960.83	0.00	5,960.83
Lamire Property	Windsor	9,536.60	0.00	9,536.60	35,779.32	0.00	45,315.92
Former Quick Stop	Windsor	0.00	0.00	0.00	2,688.98	0.00	2,688.98
Mascoma Savings Bank	Windsor	0.00	0.00	0.00	544.17	0.00	544.17

**Attachment 2
Petroleum Cleanup Fund
Expenditures by Site Through June 2008
Motor Fuel - All Sites**

PCF Site Name	Site Location	Total Current Year Remediation Costs	Total Current Year 3rd Party Claims	Current Year Total	Total Prior Year Remediation Costs	Total Prior Year 3rd Party Costs	GRAND TOTAL
Largay Residence	Windsor	0.00	0.00	0.00	2,713.87	0.00	2,713.87
Brownsville Gen'l Store	Windsor	0.00	0.00	0.00	12,093.65	0.00	12,093.65
McGinley Property	Winhall	0.00	0.00	0.00	6,380.31	0.00	6,380.31
Kitchen Residence	Winhall	0.00	0.00	0.00	2,567.63	0.00	2,567.63
Former K & L Quick Stop	Winooski	7,489.25	0.00	7,489.25	6,716.34	0.00	14,205.59
Dufresne Service Ctr	Winooski	1,500.23	0.00	1,500.23	33,479.01	24.55	35,003.79
R & R Garage	Winooski	533.56	0.00	533.56	0.00	0.00	533.56
Winooski Exxon	Winooski	3,512.73	0.00	3,512.73	594,871.76	0.00	598,384.49
St Michael's College	Winooski	460.00	0.00	460.00	83,756.49	0.00	84,216.49
Wiggins Concrete	Winooski	656.62	0.00	656.62	2,694.85	0.00	3,351.47
Winooski Go-Go Gas	Winooski	6,537.89	0.00	6,537.89	221,142.23	0.00	227,680.12
St Francis Church Rectory	Winooski	0.00	0.00	0.00	8,711.66	0.00	8,711.66
Labounty Residence	Winooski	0.00	0.00	0.00	3,583.81	0.00	3,583.81
Winooski River - Intervale Ave	Winooski	0.00	0.00	0.00	280.00	0.00	280.00
R & R Garage	Winooski	0.00	0.00	0.00	26,815.32	0.00	26,815.32
Wolcott Store	Wolcott	27,316.68	5,346.50	32,663.18	131,369.94	19,824.11	183,857.23
Woodbury Country Store	Woodbury	0.00	0.00	0.00	13,186.01	0.00	13,186.01
Avalon Motel	Woodford	0.00	0.00	0.00	12,596.00	0.00	12,596.00
Thompson's Garage	Woodstock	1,137.88	0.00	1,137.88	304,836.54	1,151.47	307,125.89
Woodstock Elem School	Woodstock	0.00	0.00	0.00	385,254.75	0.00	385,254.75
Richmond Ford	Woodstock	1,587.93	0.00	1,587.93	17,753.09	0.00	19,341.02
F. A. Richmond Gulf	Woodstock	28,488.34	0.00	28,488.34	44,375.64	0.00	72,863.98
Woodstock Library	Woodstock	0.00	0.00	0.00	11,252.47	0.00	11,252.47
Willis Property	Woodstock	0.00	0.00	0.00	2,786.68	0.00	2,786.68
former A and B Motors	Woodstock	0.00	0.00	0.00	7,847.15	0.00	7,847.15
Caselli Property	Woodstock	0.00	0.00	0.00	2,266.80	0.00	2,266.80
Johnson & Dix	Woodstock	0.00	0.00	0.00	29,483.83	130.00	29,613.83
LBJ's Market	Worcester	0.00	0.00	0.00	4,670.25	0.00	4,670.25
		6,228.17	0.00	6,228.17	2,895.88	0.00	9,124.05
		7,659.51	0.00	7,659.51	0.00	0.00	7,659.51
		21,440.46	0.00	21,440.46	0.00	0.00	21,440.46
		14,708.75	1,060.43	15,769.18	0.00	0.00	15,769.18
Legal Services		80,000.00	0.00	80,000.00	134,600.00	70,000.00	284,600.00
Loan Program		384,680.60	0.00	384,680.60	6,760,656.53	600.00	7,145,937.13
Sec. 1926 Sites		0.00	0.00	0.00	89,578.50	0.00	89,578.50
Spill Response		0.00	0.00	0.00	4,579.66	0.00	4,579.66
General Expenses		17,645.79	0.00	17,645.79	435,608.38	5,761.38	459,015.55
TOTAL EXPENSE		4,492,573.35	355,844.81	4,848,418.16	66,087,979.90	3,548,298.96	74,484,697.02

Total Sites: 709

(1) Does not include:

Administrative Costs	\$2,961,872
Admin. Assessment	\$229,160
Transfer to Gen'l Fund	\$5,501,000
HHF Transfer	<u>\$2,166,333</u>
	\$10,858,365

85,343,062.20

96,628,752.54

Attachment 3
Petroleum Cleanup Fund
Expenditures by Site Through June 2008
Heating Oil

PCF Site Name	Site Location	Prior Years Remediation	Prior Years 3rd Party	Prior Years Total	Current Year Total Remediation	Total Prior Years Remediation	Total Remediation	Prior Years Total MF & PY Total HF	GRAND (1) TOTAL
Wait Farm Inn		22,415.78	0.00	22,415.78	2,611.80	3,375.00	5,986.80	25,790.78	28,402.58
Black River Farm	Albany	2,768.71	0.00	2,768.71	0.00	365.26	365.26	3,133.97	3,133.97
Fiarski Residence	Alburg	0.00	0.00	0.00	0.00	19,862.49	19,862.49	19,862.49	19,862.49
Scarlett Property	Alburg	0.00	0.00	0.00	1,783.00	8,831.83	10,614.83	8,831.83	10,614.83
Holzworth Property	Alburg	0.00	0.00	0.00	769.90	2,537.89	3,307.79	2,537.89	3,307.79
LaBombard Residence	Alburg	0.00	0.00	0.00	17,008.99	0.00	17,008.99	0.00	17,008.99
Miller Residence	Alburg	15,915.30	0.00	15,915.30	0.00	0.00	0.00	15,915.30	15,915.30
Hilltop Farm	Andover	8,849.48	0.00	8,849.48	0.00	0.00	0.00	8,849.48	8,849.48
Phyllis Warren Residence	Arlington	18,137.30	380.00	18,517.30	0.00	2,369.92	2,369.92	20,887.22	20,887.22
Nash Residence	Arlington	0.00	0.00	0.00	9,186.96	0.00	9,186.96	0.00	9,186.96
Buck Residence	Arlington	2,088.52	0.00	2,088.52	0.00	0.00	0.00	2,088.52	2,088.52
Perry Residence	Athens	0.00	0.00	0.00	10,694.85	0.00	10,694.85	0.00	10,694.85
Bruce Tenning Property	Athens	0.00	0.00	0.00	187.49	0.00	187.49	0.00	187.49
Twin Farms	Barnard	0.00	0.00	0.00	0.00	8,266.12	8,266.12	8,266.12	8,266.12
Whitehead Residence	Barnard	8,727.38	0.00	8,727.38	0.00	0.00	0.00	8,727.38	8,727.38
Consolidated Memorials	Barre	0.00	0.00	0.00	1,788.15	6,114.35	7,902.50	6,114.35	7,902.50
Z's Northern Properties	Barre	0.00	0.00	0.00	6,569.65	0.00	6,569.65	0.00	6,569.65
Thelma-Doucette-Lowry Property	Barre	0.00	0.00	0.00	3,679.20	0.00	3,679.20	0.00	3,679.20
Thelma-Doucette-Lowry Property	Barre	0.00	0.00	0.00	3,078.92	0.00	3,078.92	0.00	3,078.92
Paul DeLuca Residence	Barre City	0.00	0.00	0.00	0.00	1,963.51	1,963.51	1,963.51	1,963.51
Ormsby Residence	Barre City	0.00	0.00	0.00	0.00	6,405.01	6,405.01	6,405.01	6,405.01
Hoffman Residence	Barre City	0.00	0.00	0.00	0.00	5,228.30	5,228.30	5,228.30	5,228.30
Brandy Residence	Barre City	0.00	0.00	0.00	841.97	17,959.93	18,801.90	17,959.93	18,801.90
Rice Residence	Barre City	0.00	0.00	0.00	3,049.39	4,937.62	7,987.01	4,937.62	7,987.01
Gray-Bean Residence	Barre City	0.00	0.00	0.00	0.00	4,868.80	4,868.80	4,868.80	4,868.80
Milan Residence	Barre City	7,372.79	0.00	7,372.79	0.00	0.00	0.00	7,372.79	7,372.79
Kent Place Apts	Barre City	0.00	0.00	0.00	0.00	3,255.94	3,255.94	3,255.94	3,255.94
Consolidated Memorials	Barre City	0.00	0.00	0.00	0.00	17,097.50	17,097.50	17,097.50	17,097.50
Olender Residence	Barre City	250.00	0.00	250.00	0.00	0.00	0.00	250.00	250.00
Washington Apartments	Barre City	83,234.69	0.00	83,234.69	0.00	0.00	0.00	83,234.69	83,234.69
Lafirria Residence	Barre Town	24,991.53	0.00	24,991.53	0.00	0.00	0.00	24,991.53	24,991.53
Hrabushi Residence	Barre Town	0.00	0.00	0.00	0.00	4,450.50	4,450.50	4,450.50	4,450.50
former Barton Cleaners	Barton	0.00	0.00	0.00	3,811.37	29,068.13	32,879.50	29,068.13	32,879.50
Ted Williams Residence	Barton	0.00	0.00	0.00	0.00	12,215.50	12,215.50	12,215.50	12,215.50
Demaris Residence	Barton	0.00	0.00	0.00	0.00	8,546.52	8,546.52	8,546.52	8,546.52
former Frink Residence	Bellows Falls	0.00	0.00	0.00	0.00	10,241.26	10,241.26	10,241.26	10,241.26
Scarpinato Property	Belvidere	0.00	0.00	0.00	0.00	16,923.37	16,923.37	16,923.37	16,923.37
172 Berlin Street	Bennington	1,897.73	0.00	1,897.73	3,085.68	6,289.80	9,375.48	8,187.53	11,273.21
Haynes & Kane, Inc	Bennington	23,950.48	0.00	23,950.48	0.00	1,799.32	1,799.32	25,749.80	25,749.80
Benn Cnty Indust Corp	Bennington	300,568.68	0.00	300,568.68	6,285.75	77,935.66	84,221.41	378,504.34	384,790.09
Bennington College	Bennington	201,090.47	0.00	201,090.47	0.00	244.45	244.45	201,334.92	201,334.92
Morse Block	Bennington	15,340.77	0.00	15,340.77	0.00	5,308.19	5,308.19	20,648.96	20,648.96
Cumberland Farms #4006	Bennington	8,009.52	0.00	8,009.52	0.00	0.00	0.00	8,009.52	8,009.52
Morrison Property	Bennington	37,716.01	0.00	37,716.01	0.00	0.00	0.00	37,716.01	37,716.01
120 BenMont Ave	Bennington	16,930.31	0.00	16,930.31	0.00	0.00	0.00	16,930.31	16,930.31
Orchard "B" House - Bennington Coll	Bennington	0.00	0.00	0.00	0.00	8,797.49	8,797.49	8,797.49	8,797.49
Orchard "F" House - Bennington Coll	Bennington	0.00	0.00	0.00	0.00	10,579.05	10,579.05	10,579.05	10,579.05
S T Griswold	Bennington	0.00	0.00	0.00	3,965.20	5,801.35	9,766.55	5,801.35	9,766.55
Bennington Coll Campus	Bennington	0.00	0.00	0.00	2,966.13	13,480.16	16,446.29	13,480.16	16,446.29
Vermontor Motor Lodge	Bennington	0.00	0.00	0.00	0.00	6,332.21	6,332.21	6,332.21	6,332.21
Jennings Cottage - Bennington Coll Camp	Bennington	0.00	0.00	0.00	1,566.57	8,578.01	10,144.58	8,578.01	10,144.58
Blacksmith Shop	Bennington	0.00	0.00	0.00	6,875.84	0.00	6,875.84	0.00	6,875.84
Sausville Residence	Bennington	956.99	0.00	956.99	0.00	0.00	0.00	956.99	956.99
Sadie Sweet Residence	Bennington	11,190.44	0.00	11,190.44	0.00	820.46	820.46	12,010.90	12,010.90
Colliano Property	Bennington	0.00	0.00	0.00	0.00	406.62	406.62	406.62	406.62
Beach St School	Bennington	68,896.42	0.00	68,896.42	0.00	0.00	0.00	68,896.42	68,896.42
Tansitor Electronics	Bennington	6,525.02	0.00	6,525.02	0.00	0.00	0.00	6,525.02	6,525.02
Benson Town Offices	Benson	0.00	0.00	0.00	0.00	12,322.50	12,322.50	12,322.50	12,322.50
Park Hill road	Benson	405.00	0.00	405.00	0.00	0.00	0.00	405.00	405.00
John Steinman Property	Berlin	6,906.14	0.00	6,906.14	0.00	0.00	0.00	6,906.14	6,906.14
Rossi Residence	Berlin	0.00	0.00	0.00	18,944.87	14,365.48	33,310.35	14,365.48	33,310.35
Lague Trailer Park	Berlin	21,808.32	0.00	21,808.32	0.00	0.00	0.00	21,808.32	21,808.32
Lawrence Residence	Berlin	0.00	0.00	0.00	0.00	8,801.62	8,801.62	8,801.62	8,801.62
River Run	Berlin	9,392.67	0.00	9,392.67	0.00	0.00	0.00	9,392.67	9,392.67
Route 12	Berlin	19,014.09	0.00	19,014.09	0.00	0.00	0.00	19,014.09	19,014.09
Waring Property	Bethel	0.00	0.00	0.00	0.00	2,522.66	2,522.66	2,522.66	2,522.66
Aldrighetti Property	Bethel	0.00	0.00	0.00	5,141.90	0.00	5,141.90	0.00	5,141.90
Aldrighetti Property	Bethel	0.00	0.00	0.00	15,270.73	0.00	15,270.73	0.00	15,270.73
Mears Residence	Bethel	3,860.00	0.00	3,860.00	0.00	0.00	0.00	3,860.00	3,860.00
Kelly Residence	Bloomfield	13,095.08	0.00	13,095.08	0.00	0.00	0.00	13,095.08	13,095.08
Smilie Elem School	Bolton	14,473.32	0.00	14,473.32	0.00	0.00	0.00	14,473.32	14,473.32
Peavey Apartment House	Bradford	0.00	0.00	0.00	2,042.80	53,863.53	55,906.33	53,863.53	55,906.33
ARC Mechanical Contractors	Bradford	6,131.95	0.00	6,131.95	0.00	9,465.50	9,465.50	15,597.45	15,597.45
Merry Meadow Farm	Bradford	6,698.49	0.00	6,698.49	0.00	0.00	0.00	6,698.49	6,698.49
Ferris Residence	Braintree	0.00	0.00	0.00	14,121.98	0.00	14,121.98	0.00	14,121.98
Pomainville Residence	Brandon	0.00	0.00	0.00	0.00	1,559.35	1,559.35	1,559.35	1,559.35
Brandon Inn	Brandon	36,113.71	0.00	36,113.71	0.00	0.00	0.00	36,113.71	36,113.71
Mobil-Putney Rd	Brattleboro	0.00	0.00	0.00	1,112.97	0.00	1,112.97	0.00	1,112.97
Kresges Auto	Brattleboro	4,242.39	0.00	4,242.39	0.00	1,300.10	1,300.10	5,542.49	5,542.49
Brattleboro Memorial Hospital	Brattleboro	18,916.48	0.00	18,916.48	1,134.45	3,530.16	4,664.61	22,446.64	23,581.09
WKTV Radio	Brattleboro	0.00	0.00	0.00	0.00	10,665.96	10,665.96	10,665.96	10,665.96
Milkey Residence	Brattleboro	0.00	0.00	0.00	5,493.79	0.00	5,493.79	0.00	5,493.79
Elinski Residence	Brattleboro	7,515.61	0.00	7,515.61	0.00	0.00	0.00	7,515.61	7,515.61
Steve Macie Residence	Brattleboro	1,737.40	0.00	1,737.40	0.00	0.00	0.00	1,737.40	1,737.40
Thomas St John Property	Brattleboro	5,362.84	0.00	5,362.84	0.00	0.00	0.00	5,362.84	5,362.84
Robert Banford Residence	Brattleboro	2,892.22	0.00	2,892.22	0.00	0.00	0.00	2,892.22	2,892.22
Roberts Residence	Brattleboro	0.00	0.00	0.00	0.00	1,923.24	1,923.24	1,923.24	1,923.24
Karen Roberts Residence	Brattleboro	0.00	0.00	0.00	0.00	3,320.43	3,320.43	3,320.43	3,320.43
Nason Residence	Brattleboro	6,075.94	0.00	6,075.94	0.00	0.00	0.00	6,075.94	6,075.94

Attachment 3
Petroleum Cleanup Fund
Expenditures by Site Through June 2008
Heating Oil

PCF Site Name	Site Location	Prior Years Remediation	Prior Years 3rd Party	Prior Years Total	Current Year Total Remediation	Total Prior Years Remediation	Total Remediation	Prior Years Total MF & PY Total HF	GRAND (1) TOTAL
Hickory Residence	Bridgewater	9,896.08	256.00	10,152.08	0.00	0.00	0.00	10,152.08	10,152.08
Bridgewater Elem Sch.	Bridgewater	20,486.50	0.00	20,486.50	0.00	0.00	0.00	20,486.50	20,486.50
Hobday Residence	Bridport	0.00	0.00	0.00	21,955.17	0.00	21,955.17	0.00	21,955.17
Vallemar Farms	Bristol	0.00	0.00	0.00	0.00	2,337.03	2,337.03	2,337.03	2,337.03
Allen Residence	Bristol	12,810.31	0.00	12,810.31	0.00	0.00	0.00	12,810.31	12,810.31
Hammond Residence	Brookfield	16,701.96	0.00	16,701.96	0.00	2,098.07	2,098.07	18,800.03	18,800.03
Allen Residence	Brookfield	1,950.75	0.00	1,950.75	0.00	16,111.22	16,111.22	18,061.97	18,061.97
Silvius Residence	Burke	0.00	0.00	0.00	0.00	2,585.60	2,585.60	2,585.60	2,585.60
VT Railway	Burlington	0.00	0.00	0.00	0.00	1,012.27	1,012.27	1,012.27	1,012.27
Sears Lane	Burlington	16,705.90	0.00	16,705.90	4,994.85	10,546.39	15,541.24	27,252.29	32,247.14
Taft School	Burlington	7,690.52	0.00	7,690.52	549.91	2,424.24	2,974.15	10,114.76	10,664.67
Burlington Public Works	Burlington	5,156.33	0.00	5,156.33	0.00	0.00	0.00	5,156.33	5,156.33
Dirmaier Residence	Burlington	15,958.37	0.00	15,958.37	1,153.29	2,350.85	3,504.14	18,309.22	19,462.51
Hemley Residence	Burlington	0.00	0.00	0.00	1,450.80	7,945.41	9,396.21	7,945.41	9,396.21
Ben Franklin/Seaway Car Wash	Burlington	0.00	0.00	0.00	6,748.92	0.00	6,748.92	0.00	6,748.92
Westwind Cono Association	Burlington	0.00	0.00	0.00	0.00	7,438.88	7,438.88	7,438.88	7,438.88
Champlain College - Pearl Annex	Burlington	0.00	0.00	0.00	0.00	69,192.00	69,192.00	69,192.00	69,192.00
Phelps-Kinsey Residence	Burlington	0.00	0.00	0.00	0.00	1,451.29	1,451.29	1,451.29	1,451.29
Chittenden Cty Courthouse	Burlington	0.00	0.00	0.00	4,676.07	21,276.29	25,952.36	21,276.29	25,952.36
Converse House	Burlington	0.00	0.00	0.00	0.00	6,558.14	6,558.14	6,558.14	6,558.14
Does Residence	Burlington	0.00	0.00	0.00	0.00	15,759.14	15,759.14	15,759.14	15,759.14
McNeil Generating Station	Burlington	0.00	0.00	0.00	2,562.28	10,567.04	13,129.32	10,567.04	13,129.32
Brace Residence	Burlington	0.00	0.00	0.00	2,522.93	0.00	2,522.93	0.00	2,522.93
Morrissey Tank	Burlington	0.00	0.00	0.00	5,055.45	0.00	5,055.45	0.00	5,055.45
Delta Psi Corp	Burlington	0.00	0.00	0.00	1,171.52	0.00	1,171.52	0.00	1,171.52
Mason Residence	Burlington	0.00	0.00	0.00	0.00	1,146.49	1,146.49	1,146.49	1,146.49
20 Rock Point Circle	Burlington	8,710.63	0.00	8,710.63	0.00	0.00	0.00	8,710.63	8,710.63
Lloyd Residence	Burlington	6,893.00	0.00	6,893.00	0.00	3,858.40	3,858.40	10,751.40	10,751.40
Reed Residence	Burlington	1,475.00	0.00	1,475.00	0.00	0.00	0.00	1,475.00	1,475.00
Marzewski Residence	Burlington	0.00	0.00	0.00	0.00	13,345.16	13,345.16	13,345.16	13,345.16
Sullivan Residence	Burlington	0.00	0.00	0.00	0.00	3,610.29	3,610.29	3,610.29	3,610.29
380 Maple Street	Burlington	306.50	0.00	306.50	0.00	0.00	0.00	306.50	306.50
Fletcher Residence	Burlington	5,856.37	0.00	5,856.37	0.00	0.00	0.00	5,856.37	5,856.37
Maynard Auto Supply	Burlington	4,805.85	0.00	4,805.85	0.00	0.00	0.00	4,805.85	4,805.85
Cannon Residence	Burlington & Springfield	0.00	0.00	0.00	1,496.00	0.00	1,496.00	0.00	1,496.00
Water System Upgrade	Cabot	23,223.00	8,355.96	31,578.96	0.00	0.00	0.00	31,578.96	31,578.96
Jones Residence	Cabot	25,000.00	0.00	25,000.00	0.00	0.00	0.00	25,000.00	25,000.00
Fellows Property	Calais	1,161.96	0.00	1,161.96	323.30	331.95	655.25	1,493.91	1,817.21
Sheldon Residence	Calais	17,910.84	7,975.92	25,886.76	0.00	0.00	0.00	25,886.76	25,886.76
Bell-gates Lumber Company	Cambridge	0.00	0.00	0.00	1,608.91	18,742.28	20,351.19	18,742.28	20,351.19
Hobbs Residence	Cambridge	0.00	0.00	0.00	790.94	10,716.34	11,507.28	10,716.34	11,507.28
Hobbs Residence	Cambridge	0.00	0.00	0.00	4,361.66	0.00	4,361.66	0.00	4,361.66
former Bryan Family Foundation	Cambridge	0.00	0.00	0.00	2,336.04	0.00	2,336.04	0.00	2,336.04
Garamella Property	Cambridge	15,700.66	0.00	15,700.66	0.00	0.00	0.00	15,700.66	15,700.66
Bardusk Residence	Cambridge	0.00	0.00	0.00	0.00	13,117.36	13,117.36	13,117.36	13,117.36
Drinkwine Residence	Cambridge	0.00	0.00	0.00	0.00	14,950.31	14,950.31	14,950.31	14,950.31
Jones Residence	Cambridge	670.00	0.00	670.00	0.00	0.00	0.00	670.00	670.00
Bamforth Residence	Castleton	10,202.44	209.80	10,412.24	0.00	0.00	0.00	10,412.24	10,412.24
Diehl Residence	Castleton	0.00	0.00	0.00	0.00	3,430.26	3,430.26	3,430.26	3,430.26
Howe Residence	Castleton	0.00	0.00	0.00	0.00	19,474.71	19,474.71	19,474.71	19,474.71
West Charleston Town Garage	Charleston	0.00	0.00	0.00	0.00	3,541.49	3,541.49	3,541.49	3,541.49
Seeley Residence	Charlotte	0.00	0.00	0.00	0.00	1,991.42	1,991.42	1,991.42	1,991.42
Boden Residence	Charlotte	0.00	0.00	0.00	0.00	3,477.81	3,477.81	3,477.81	3,477.81
Inn at Charlotte	Charlotte	0.00	0.00	0.00	0.00	16,308.27	16,308.27	16,308.27	16,308.27
Gellis Residence	Charlotte	0.00	0.00	0.00	0.00	11,254.38	11,254.38	11,254.38	11,254.38
Woodruff Residence	Charlotte	0.00	0.00	0.00	0.00	3,586.77	3,586.77	3,586.77	3,586.77
Sheuer Property	Charlotte	0.00	0.00	0.00	0.00	2,581.05	2,581.05	2,581.05	2,581.05
Kehoe Residence	Charlotte	0.00	0.00	0.00	0.00	9,778.33	9,778.33	9,778.33	9,778.33
Charlotte Masonic Lodge	Charlotte	388.35	1,316.70	1,705.05	0.00	6,891.08	6,891.08	8,596.13	8,596.13
Plouffe Farm	Charlotte	17,788.20	0.00	17,788.20	0.00	3,043.85	3,043.85	20,832.05	20,832.05
Byrne Residence	Charlotte	0.00	0.00	0.00	0.00	1,262.20	1,262.20	1,262.20	1,262.20
Dion Residence	Charlotte	0.00	0.00	0.00	0.00	12,941.02	12,941.02	12,941.02	12,941.02
Zilco Residence	Charlotte	0.00	0.00	0.00	0.00	13,790.71	13,790.71	13,790.71	13,790.71
Gagnon Kerosene Spill	Chester	20,111.69	0.00	20,111.69	0.00	0.00	0.00	20,111.69	20,111.69
Winnicki Residence	Chester	13,733.33	0.00	13,733.33	0.00	0.00	0.00	13,733.33	13,733.33
Holton Residence	Chester	4,569.45	0.00	4,569.45	0.00	0.00	0.00	4,569.45	4,569.45
Swisher Residence	Chester	0.00	0.00	0.00	24,981.34	0.00	24,981.34	0.00	24,981.34
AOT Right-of-Way	Chester	1,115.82	0.00	1,115.82	0.00	0.00	0.00	1,115.82	1,115.82
Stoddard	Chester	14,738.39	14,724.57	29,462.96	0.00	0.00	0.00	29,462.96	29,462.96
Weiss Residence	Chester	4,639.90	0.00	4,639.90	0.00	0.00	0.00	4,639.90	4,639.90
Bassett/Wheeler Mobil Home	Chittenden	0.00	0.00	0.00	0.00	18,023.30	18,023.30	18,023.30	18,023.30
Frey Residence	Chittenden	0.00	0.00	0.00	0.00	10,624.14	10,624.14	10,624.14	10,624.14
Craig Billings Property	Clarendon	17,904.79	0.00	17,904.79	0.00	0.00	0.00	17,904.79	17,904.79
Booth Residence	Clarendon	14,485.19	0.00	14,485.19	0.00	0.00	0.00	14,485.19	14,485.19
Nichols Property	Colchester	0.00	0.00	0.00	0.00	5,231.01	5,231.01	5,231.01	5,231.01
Cooper UST	Colchester	0.00	0.00	0.00	6,633.06	0.00	6,633.06	0.00	6,633.06
Bombard Residence	Colchester	7,588.90	0.00	7,588.90	0.00	589.60	589.60	8,178.50	8,178.50
Bernie Stone Residence	Colchester	0.00	0.00	0.00	0.00	21,689.33	21,689.33	21,689.33	21,689.33
Nichols Property	Colchester	0.00	0.00	0.00	0.00	4,243.94	4,243.94	4,243.94	4,243.94
Chrystal Leclerc Residence	Coventry	0.00	0.00	0.00	0.00	15,197.91	15,197.91	15,197.91	15,197.91
Young Farm	Craftsbury	131.32	0.00	131.32	0.00	0.00	0.00	131.32	131.32
Hogle Residence	Danby	0.00	0.00	0.00	0.00	4,436.80	4,436.80	4,436.80	4,436.80
Mitchell Residence	Danville	13,794.24	0.00	13,794.24	0.00	0.00	0.00	13,794.24	13,794.24
Pelletier Residence	Danville	21,671.66	0.00	21,671.66	0.00	1,174.35	1,174.35	22,846.01	22,846.01
Marsh Residence	Derby	114,535.61	0.00	114,535.61	7,793.39	65,062.67	72,856.06	179,598.28	187,391.67
Jenness Residence	Derby	13,540.76	0.00	13,540.76	0.00	2,356.97	2,356.97	15,897.73	15,897.73
Fred's Plumbing & Heating	Derby	7,222.07	0.00	7,222.07	0.00	0.00	0.00	7,222.07	7,222.07
Derby Spill	Derby	9,701.46	0.00	9,701.46	0.00	0.00	0.00	9,701.46	9,701.46
Joyal Residence	Derby Line	0.00	0.00	0.00	5,625.34	0.00	5,625.34	0.00	5,625.34

Attachment 3
Petroleum Cleanup Fund
Expenditures by Site Through June 2008
Heating Oil

PCF Site Name	Site Location	Prior Years Remediation	Prior Years 3rd Party	Prior Years Total	Current Year Total Remediation	Total Prior Years Remediation	Total Remediation	Prior Years Total MF & PY Total HF	GRAND (1) TOTAL
Heaney UST	Dorset	0.00	0.00	0.00	5,832.20	0.00	5,832.20	0.00	5,832.20
Moulton Residence	Dover	0.00	0.00	0.00	1,806.24	15,020.59	16,826.83	15,020.59	16,826.83
A.O.T.	Dummerston	0.00	0.00	0.00	0.00	260.00	260.00	260.00	260.00
Cherryholmes Residence	Duxbury	6,121.89	0.00	6,121.89	0.00	11,556.68	11,556.68	17,678.57	17,678.57
Maple Street	East Haven	4,406.45	0.00	4,406.45	0.00	0.00	0.00	4,406.45	4,406.45
Schultz Residence	Eden	18,173.96	0.00	18,173.96	0.00	2,475.69	2,475.69	20,649.65	20,649.65
O'Hear Residence	Eden	0.00	0.00	0.00	5,079.02	0.00	5,079.02	0.00	5,079.02
Enosburg Health Center	Enosburg	0.00	0.00	0.00	12,328.14	19,132.62	31,460.76	19,132.62	31,460.76
Kevin Bellevue Residence	Enosburg	10,905.48	0.00	10,905.48	748.00	576.75	1,324.75	11,482.23	12,320.23
Lauffer Residence	Enosburg	0.00	0.00	0.00	0.00	25,545.99	25,545.99	25,545.99	25,545.99
Northwest Medical	Enosburg	0.00	0.00	0.00	0.00	13,699.60	13,699.60	13,699.60	13,699.60
Bueso-Giffin Residence	Enosburg Falls	0.00	0.00	0.00	0.00	2,293.00	2,293.00	2,293.00	2,293.00
Robinsons Inc	Essex	8,627.59	0.00	8,627.59	0.00	0.00	0.00	8,627.59	8,627.59
Park's Residence	Essex	3,664.66	226.25	3,890.91	0.00	197.50	197.50	4,088.41	4,088.41
Taylor Residence	Essex	9,141.49	0.00	9,141.49	0.00	0.00	0.00	9,141.49	9,141.49
Miller Residence	Essex	0.00	0.00	0.00	0.00	518.75	518.75	518.75	518.75
Miller Residence	Essex	0.00	0.00	0.00	0.00	2,424.85	2,424.85	2,424.85	2,424.85
Rogers Residence	Essex	0.00	0.00	0.00	480.00	3,137.75	3,137.75	3,137.75	3,137.75
Beilstein Residence	Essex	0.00	0.00	0.00	0.00	11,917.85	11,917.85	11,917.85	11,917.85
Gaskins Residence	Essex	0.00	0.00	0.00	0.00	6,417.35	6,417.35	6,417.35	6,417.35
Peshkin Residence	Essex	0.00	0.00	0.00	0.00	25,000.00	25,000.00	25,000.00	25,000.00
Rome Residence	Essex	0.00	0.00	0.00	0.00	3,610.00	3,610.00	3,610.00	3,610.00
Guilliani Residence	Essex	0.00	0.00	0.00	1,256.22	8,123.99	9,380.21	8,123.99	9,380.21
Duff Residence	Essex	0.00	0.00	0.00	0.00	0.00	0.00	0.00	0.00
Martin Residence	Essex	10,374.89	0.00	10,374.89	0.00	0.00	0.00	10,374.89	10,374.89
East Creek Condos	Essex	0.00	65.63	65.63	0.00	17,445.75	17,445.75	17,511.38	17,511.38
Noah McDermott Property	Fair Haven	158.00	0.00	158.00	0.00	4,220.75	4,220.75	4,378.75	4,378.75
Beaudoin Property	Fairfax	0.00	0.00	0.00	0.00	22,074.39	22,074.39	22,074.39	22,074.39
Beaudoin Property	Fairfax	0.00	0.00	0.00	0.00	3,296.00	3,296.00	3,296.00	3,296.00
Graves Residence	Fairfax	22,265.62	0.00	22,265.62	0.00	0.00	0.00	22,265.62	22,265.62
St Patricks Church	Fairfield	0.00	0.00	0.00	16,544.00	0.00	16,544.00	0.00	16,544.00
Perrault Residence	Fairfield	0.00	0.00	0.00	531.45	12,761.62	13,293.07	12,761.62	13,293.07
Saladino Residence	Fairlee	4,270.70	0.00	4,270.70	0.00	0.00	0.00	4,270.70	4,270.70
Benjamin Property	Fayston	0.00	0.00	0.00	0.00	9,552.62	9,552.62	9,552.62	9,552.62
Wallingford Property	Fayston	0.00	0.00	0.00	0.00	4,415.89	4,415.89	4,415.89	4,415.89
Jacobs Residence	Fayston	0.00	0.00	0.00	0.00	17,022.31	17,022.31	17,022.31	17,022.31
Garvis Residence	Fayston	0.00	0.00	0.00	871.45	8,912.38	9,783.83	8,912.38	9,783.83
Mad River Glen Ski Area	Fayston	4,713.18	0.00	4,713.18	0.00	0.00	0.00	4,713.18	4,713.18
Devine Sales & Service	Ferrisburg	0.00	0.00	0.00	0.00	1,174.27	1,174.27	1,174.27	1,174.27
Roberts Residence	Ferrisburg	8,305.51	1,422.90	9,728.41	0.00	0.00	0.00	9,728.41	9,728.41
Fletcher Grange Hall	Fletcher	0.00	0.00	0.00	0.00	4,446.00	4,446.00	4,446.00	4,446.00
Johnson Residence	Franklin	0.00	0.00	0.00	8,617.32	0.00	8,617.32	0.00	8,617.32
Johnson Residence	Franklin	0.00	0.00	0.00	315.00	0.00	315.00	0.00	315.00
Geraw Residence	Franklin	2,376.65	0.00	2,376.65	0.00	0.00	0.00	2,376.65	2,376.65
Pierce Farm	Franklin	10,170.36	30,619.94	40,790.30	0.00	0.00	0.00	40,790.30	40,790.30
B & D Assoc Property	Georgia	0.00	0.00	0.00	6,466.18	0.00	6,466.18	0.00	6,466.18
East End Quick Stop	Georgia	0.00	0.00	0.00	850.00	0.00	850.00	0.00	850.00
Dean Residence	Georgia	3,894.50	0.00	3,894.50	0.00	965.50	965.50	4,860.00	4,860.00
Pomerico Residence	Georgia	0.00	0.00	0.00	0.00	10,000.69	10,000.69	10,000.69	10,000.69
East End Quick Stop	Georgia	0.00	0.00	0.00	1,811.40	0.00	1,811.40	0.00	1,811.40
Georgia School	Georgia	39,309.05	0.00	39,309.05	0.00	0.00	0.00	39,309.05	39,309.05
Former Brooks' Estate	Glover	6,838.96	0.00	6,838.96	0.00	0.00	0.00	6,838.96	6,838.96
Goshen Town Offices	Goshen	0.00	0.00	0.00	0.00	24,780.00	24,780.00	24,780.00	24,780.00
Thompson Residence	Grafton	0.00	0.00	0.00	0.00	25,049.20	25,049.20	25,049.20	25,049.20
Pratt Residence	Grand Isle	5,858.30	632.60	6,490.90	0.00	0.00	0.00	6,490.90	6,490.90
Rosenberger Residence	Grand Isle	0.00	0.00	0.00	0.00	4,230.93	4,230.93	4,230.93	4,230.93
Prouty Residence	Grand Isle	0.00	0.00	0.00	0.00	6,433.05	6,433.05	6,433.05	6,433.05
Camp Mary Crest	Grand Isle	6,630.50	0.00	6,630.50	0.00	0.00	0.00	6,630.50	6,630.50
Robertson Residence	Grand Isle	3,691.00	0.00	3,691.00	0.00	0.00	0.00	3,691.00	3,691.00
Hannah Hayford Residence	Graniteville	0.00	0.00	0.00	3,324.05	0.00	3,324.05	0.00	3,324.05
Freeman Residence	Greensboro	0.00	0.00	0.00	0.00	7,462.29	7,462.29	7,462.29	7,462.29
Goldbeg Apts	Greensboro	0.00	0.00	0.00	20,940.81	0.00	20,940.81	0.00	20,940.81
Groton Fire Department	Groton	0.00	0.00	0.00	0.00	14,183.14	14,183.14	14,183.14	14,183.14
Garland Residence	Guilford	0.00	0.00	0.00	0.00	1,461.31	1,461.31	1,461.31	1,461.31
Garland Spill	Guilford	0.00	0.00	0.00	0.00	8,603.28	8,603.28	8,603.28	8,603.28
Brown Residence	Hancock	0.00	0.00	0.00	0.00	25,000.00	25,000.00	25,000.00	25,000.00
Earl Long Residence	Hancock	455.70	0.00	455.70	0.00	0.00	0.00	455.70	455.70
Cady Residence	Hardwick	0.00	0.00	0.00	0.00	12,082.95	12,082.95	12,082.95	12,082.95
Fortune Property	Hardwick	0.00	0.00	0.00	0.00	12,836.81	12,836.81	12,836.81	12,836.81
Hardwick Treatment Fac.	Hardwick	4,368.79	0.00	4,368.79	0.00	0.00	0.00	4,368.79	4,368.79
Highland Hills Spill - 99034	Hardwick	3,946.01	0.00	3,946.01	0.00	0.00	0.00	3,946.01	3,946.01
West Hill Road Spill	Hardwick	21,578.16	0.00	21,578.16	0.00	0.00	0.00	21,578.16	21,578.16
Whipple Residence	Hardwick	2,503.86	0.00	2,503.86	0.00	0.00	0.00	2,503.86	2,503.86
Thibideau Property	Hartford	31,030.30	0.00	31,030.30	0.00	0.00	0.00	31,030.30	31,030.30
Pappas Residence	Hartford	0.00	0.00	0.00	0.00	2,373.77	2,373.77	2,373.77	2,373.77
Butler Property	Hartford	0.00	0.00	0.00	0.00	8,196.38	8,196.38	8,196.38	8,196.38
Stone Residence	Hartford	0.00	0.00	0.00	0.00	4,813.21	4,813.21	4,813.21	4,813.21
Calef Residence	Hartford	15,809.26	0.00	15,809.26	0.00	0.00	0.00	15,809.26	15,809.26
Bucklin Residence	Hartford	1,716.10	0.00	1,716.10	0.00	0.00	0.00	1,716.10	1,716.10
Martaniuk Residence	Hartford	0.00	0.00	0.00	0.00	3,616.95	3,616.95	3,616.95	3,616.95
Leonard Residence	Hartford	0.00	0.00	0.00	0.00	18,253.21	18,253.21	18,253.21	18,253.21
Gifford Residence	Hartford	11,311.39	0.00	11,311.39	0.00	0.00	0.00	11,311.39	11,311.39
O'Brien Residence	Hartford	1,187.00	0.00	1,187.00	0.00	0.00	0.00	1,187.00	1,187.00
Varney Trucking	Hartland	12,974.94	0.00	12,974.94	0.00	0.00	0.00	12,974.94	12,974.94
Jayrox Residence	Hartland	25,000.00	0.00	25,000.00	0.00	0.00	0.00	25,000.00	25,000.00
Alice White Residence	Hartland	865.55	0.00	865.55	0.00	0.00	0.00	865.55	865.55
Hartland Spill	Hartland	8,488.39	0.00	8,488.39	0.00	0.00	0.00	8,488.39	8,488.39
Missisquoi High School	Highgate	0.00	0.00	0.00	0.00	0.00	0.00	0.00	0.00
Morgante Residence	Hinesburg	0.00	0.00	0.00	484.00	6,615.98	7,099.98	6,615.98	7,099.98

Attachment 3
Petroleum Cleanup Fund
Expenditures by Site Through June 2008
Heating Oil

PCF Site Name	Site Location	Prior Years Remediation	Prior Years 3rd Party	Prior Years Total	Current Year Total Remediation	Total Prior Years Remediation	Total Remediation	Prior Years Total MF & PY Total HF	GRAND (1) TOTAL
Habitat House	Hinesburg	0.00	0.00	0.00	0.00	12,167.39	12,167.39	12,167.39	12,167.39
Bissonette Farm	Hinesburg	0.00	0.00	0.00	1,892.50	11,481.67	13,374.17	11,481.67	13,374.17
Hancock Residence	Hinesburg	0.00	0.00	0.00	0.00	4,023.40	4,023.40	4,023.40	4,023.40
Geraw Residence	Hinesburg	0.00	0.00	0.00	2,554.74	0.00	2,554.74	0.00	2,554.74
Priest Residence	Hinesburg	305.00	0.00	305.00	0.00	0.00	0.00	305.00	305.00
Charland-Sweeney Residence	Hinesburg	0.00	12,692.91	12,692.91	0.00	1,279.75	1,279.75	13,972.66	13,972.66
Geraw Residence	Hinesburg	0.00	0.00	0.00	11,614.94	0.00	11,614.94	0.00	11,614.94
Hinesburg Elem School	Hinesburg	50,368.58	0.00	50,368.58	0.00	0.00	0.00	50,368.58	50,368.58
Herber Residence	Hubbardton	0.00	0.00	0.00	0.00	25,000.00	25,000.00	25,000.00	25,000.00
Mountainview Trtrmt Ctr	Huntington	4,380.45	0.00	4,380.45	0.00	0.00	0.00	4,380.45	4,380.45
Bert White Residence	Huntington	0.00	0.00	0.00	612.30	2,369.16	2,981.46	2,369.16	2,981.46
Burt White Residence	Huntington	6,282.77	0.00	6,282.77	0.00	9,016.29	9,016.29	15,299.06	15,299.06
Norton Residence	Huntington	3,315.87	0.00	3,315.87	0.00	0.00	0.00	3,315.87	3,315.87
Common Ground	Hyde Park	23,923.72	0.00	23,923.72	0.00	0.00	0.00	23,923.72	23,923.72
238 Ferry St	Hyde Park	660.30	1,674.84	2,335.14	123.65	17,986.40	18,110.05	20,321.54	20,445.19
Moore Property	Hyde Park	0.00	0.00	0.00	0.00	7,942.34	7,942.34	7,942.34	7,942.34
JBH Enterprises	Hyde Park	0.00	0.00	0.00	12,295.59	0.00	12,295.59	0.00	12,295.59
Green Top Farm	Hyde Park	0.00	0.00	0.00	25,000.00	0.00	25,000.00	0.00	25,000.00
Lehouillier Residence	Hyde Park	0.00	0.00	0.00	9,089.86	0.00	9,089.86	0.00	9,089.86
Hill Property	Isle La Motte	0.00	0.00	0.00	6,903.42	12,117.08	19,020.50	12,117.08	19,020.50
Fleury Residence	Isle La Motte	0.00	0.00	0.00	770.00	21,782.78	22,552.78	21,782.78	22,552.78
Videgain Property	Jamaica	0.00	1,453.66	1,453.66	0.00	5,840.34	5,840.34	7,294.00	7,294.00
Prindle Residence	Jamaica	0.00	0.00	0.00	0.00	374.90	374.90	374.90	374.90
Emmerson Residence	Jamaica	0.00	0.00	0.00	0.00	13,014.37	13,014.37	13,014.37	13,014.37
Comardo Residence	Jamaica	10,899.66	0.00	10,899.66	0.00	0.00	0.00	10,899.66	10,899.66
Smith Residence	Jay	0.00	0.00	0.00	5,413.42	0.00	5,413.42	0.00	5,413.42
Curran Residence	Jericho	0.00	0.00	0.00	0.00	2,578.86	2,578.86	2,578.86	2,578.86
Tissot Residence	Jericho	0.00	0.00	0.00	10,432.69	0.00	10,432.69	0.00	10,432.69
Doering Residence	Jericho	24,376.19	0.00	24,376.19	0.00	0.00	0.00	24,376.19	24,376.19
DJ's Corner Store (formerly 20063536)	Johnson	0.00	0.00	0.00	26,630.15	0.00	26,630.15	0.00	26,630.15
Jaquish Residence	Johnson	14,276.78	0.00	14,276.78	0.00	0.00	0.00	14,276.78	14,276.78
Brad Moore Property	Johnson	0.00	0.00	0.00	0.00	8,484.88	8,484.88	8,484.88	8,484.88
Armstrong Residence	Johnson	0.00	0.00	0.00	14,524.08	0.00	14,524.08	0.00	14,524.08
Henrich Residence	Killington	0.00	0.00	0.00	5,000.00	0.00	5,000.00	0.00	5,000.00
ITF Holdings Building	Killington	0.00	0.00	0.00	15,893.87	0.00	15,893.87	0.00	15,893.87
Renner Spill	Killington	0.00	0.00	0.00	16,543.63	0.00	16,543.63	0.00	16,543.63
Renner Spill	Killington	0.00	0.00	0.00	630.01	0.00	630.01	0.00	630.01
Stambersky Residence	Killington	52,285.70	0.00	52,285.70	0.00	0.00	0.00	52,285.70	52,285.70
Wideawake Residence	Leicester	23,624.56	0.00	23,624.56	0.00	0.00	0.00	23,624.56	23,624.56
Osorino Residence	Lemington	0.00	0.00	0.00	2,976.00	8,504.30	11,480.30	8,504.30	11,480.30
Strickholm Farm	Lincoln	0.00	0.00	0.00	0.00	2,596.87	2,596.87	2,596.87	2,596.87
South Lincoln Farm	Lincoln	0.00	0.00	0.00	0.00	3,767.65	3,767.65	3,767.65	3,767.65
Buker Property	Lincoln	0.00	0.00	0.00	6,869.67	0.00	6,869.67	0.00	6,869.67
Buker Property	Lincoln	0.00	0.00	0.00	2,586.68	0.00	2,586.68	0.00	2,586.68
Quatrocci Property	Lincoln	2,250.01	0.00	2,250.01	0.00	0.00	0.00	2,250.01	2,250.01
Pearson Residence	Londonderry	0.00	0.00	0.00	0.00	6,993.11	6,993.11	6,993.11	6,993.11
Cavanaugh Residence	Londonderry	0.00	0.00	0.00	0.00	2,976.72	2,976.72	2,976.72	2,976.72
Lena Murphy Residence	Lowell	0.00	0.00	0.00	0.00	19,003.32	19,003.32	19,003.32	19,003.32
Holden Residence	Ludlow	0.00	0.00	0.00	0.00	5,425.94	5,425.94	5,425.94	5,425.94
McBride Residence	Ludlow	0.00	0.00	0.00	6,748.54	6,688.72	13,437.26	6,688.72	13,437.26
Bowers Residence	Ludlow	0.00	0.00	0.00	0.00	2,506.80	2,506.80	2,506.80	2,506.80
Sherer Residence	Ludlow	0.00	0.00	0.00	17,116.57	0.00	17,116.57	0.00	17,116.57
Sherer	Ludlow	0.00	0.00	0.00	2,838.68	0.00	2,838.68	0.00	2,838.68
Dominello Residence	Ludlow	4,083.93	0.00	4,083.93	0.00	0.00	0.00	4,083.93	4,083.93
Gilman Middle School	Lunenburg	4,035.70	0.00	4,035.70	0.00	0.00	0.00	4,035.70	4,035.70
Lyndon Motor Lodge	Lyndon	0.00	0.00	0.00	1,580.00	1,401.70	2,981.70	1,401.70	2,981.70
Lyndon State College	Lyndon	0.00	0.00	0.00	25,299.10	0.00	25,299.10	0.00	25,299.10
Turcotte Residence	Lyndon	0.00	0.00	0.00	0.00	12,459.05	12,459.05	12,459.05	12,459.05
Northeast Kingdom Trailer Park	Lyndon	0.00	0.00	0.00	0.00	3,431.49	3,431.49	3,431.49	3,431.49
Former Elliots Greenhouse	Lyndon	0.00	0.00	0.00	2,874.60	13,457.36	16,331.96	13,457.36	16,331.96
Lyndonville Savings Bank	Lyndonville	0.00	0.00	0.00	11,182.64	14,533.56	25,716.20	14,533.56	25,716.20
Turcotte Residence	Lyndonville	0.00	0.00	0.00	14,474.07	0.00	14,474.07	0.00	14,474.07
Heaslip Fuels	Manchester	0.00	0.00	0.00	0.00	651.54	651.54	651.54	651.54
Four Winds Motel	Manchester	14,363.22	0.00	14,363.22	0.00	1,153.60	1,153.60	15,516.82	15,516.82
Vogeler Residence	Manchester	0.00	0.00	0.00	0.00	6,264.81	6,264.81	6,264.81	6,264.81
Weatheravane Motel	Manchester	0.00	0.00	0.00	1,439.50	6,639.39	8,078.89	6,639.39	8,078.89
Designer Outlet	Manchester	5,800.00	0.00	5,800.00	0.00	0.00	0.00	5,800.00	5,800.00
Heaslip Fuels	Manchester	19,261.62	0.00	19,261.62	0.00	0.00	0.00	19,261.62	19,261.62
Perras Residence	Manchester	8,285.65	0.00	8,285.65	0.00	0.00	0.00	8,285.65	8,285.65
Marlboro Elementary School	Marlboro	0.00	0.00	0.00	0.00	8,541.53	8,541.53	8,541.53	8,541.53
Goldman Residence	Marlboro	1,386.56	0.00	1,386.56	0.00	0.00	0.00	1,386.56	1,386.56
Carris Residence	Marshfield	24,126.67	0.00	24,126.67	0.00	2,467.75	2,467.75	26,594.42	26,594.42
Duke Property	Marshfield	0.00	0.00	0.00	25,001.00	0.00	25,001.00	0.00	25,001.00
Cruz Residence	Marshfield	5,598.75	0.00	5,598.75	0.00	0.00	0.00	5,598.75	5,598.75
Middlebury College	Middlebury	4,633.84	0.00	4,633.84	1,539.53	2,911.83	4,451.36	7,545.67	9,085.20
Middlebury Apt Fuel Oil Release	Middlebury	47,184.67	1,523.74	48,708.41	0.00	0.00	0.00	48,708.41	48,708.41
Middlebury Shopping Center	Middlebury	0.00	0.00	0.00	0.00	10,718.75	10,718.75	10,718.75	10,718.75
Former Masonic Hall	Middlebury	14,547.59	0.00	14,547.59	0.00	0.00	0.00	14,547.59	14,547.59
Olsen Residence	Middlesex	0.00	0.00	0.00	0.00	2,071.00	2,071.00	2,071.00	2,071.00
Faber Residence	Middlesex	0.00	0.00	0.00	4,288.60	0.00	4,288.60	0.00	4,288.60
Simonu Residence	Middlesex	0.00	0.00	0.00	3,599.20	0.00	3,599.20	0.00	3,599.20
Williams Residence	Middlesex	0.00	0.00	0.00	0.00	24,768.65	24,768.65	24,768.65	24,768.65
Davis Residence	Middlesex	0.00	0.00	0.00	6,991.74	0.00	6,991.74	0.00	6,991.74
Arsenault Residence	Middletown Springs	0.00	0.00	0.00	0.00	27,050.36	27,050.36	27,050.36	27,050.36
Francis Residence	Milton	0.00	0.00	0.00	743.64	24,339.74	25,083.38	24,339.74	25,083.38
Sperling Residence	Milton	0.00	0.00	0.00	0.00	7,326.87	7,326.87	7,326.87	7,326.87
Minor Residence	Milton	0.00	0.00	0.00	8,372.66	0.00	8,372.66	0.00	8,372.66
Tina Terry Residence	Milton	8,358.35	0.00	8,358.35	0.00	0.00	0.00	8,358.35	8,358.35
Sperling Property	Milton	15,897.21	0.00	15,897.21	0.00	2,254.97	2,254.97	18,152.18	18,152.18

Attachment 3
Petroleum Cleanup Fund
Expenditures by Site Through June 2008
Heating Oil

PCF Site Name	Site Location	Prior Years Remediation	Prior Years 3rd Party	Prior Years Total	Current Year Total Remediation	Total Prior Years Remediation	Total Remediation	Prior Years Total MF & PY Total HF	GRAND (1) TOTAL
James Ford Residence	Milton	0.00	0.00	0.00	0.00	30,807.16	30,807.16	30,807.16	30,807.16
Wayland Wheelock Residence	Milton	0.00	0.00	0.00	0.00	7,220.22	7,220.22	7,220.22	7,220.22
Bergstrom Residence	Milton	4,127.50	0.00	4,127.50	0.00	0.00	0.00	4,127.50	4,127.50
Larrow Residence	Monkton	0.00	0.00	0.00	1,098.84	23,901.16	25,000.00	23,901.16	25,000.00
Crossview Farm	Monkton	2,164.15	0.00	2,164.15	0.00	0.00	0.00	2,164.15	2,164.15
Tisdale Residence	Montpelier	11,711.62	0.00	11,711.62	5,245.98	12,837.81	18,083.79	24,549.43	29,795.41
Walker Motors	Montpelier	64,140.81	0.00	64,140.81	0.00	17,060.97	17,060.97	81,201.78	81,201.78
Sherwin Williams	Montpelier	0.00	0.00	0.00	0.00	66,634.01	66,634.01	66,634.01	66,634.01
Trading Post	Montpelier	0.00	0.00	0.00	0.00	11,234.27	11,234.27	11,234.27	11,234.27
Williams Residence	Montpelier	0.00	0.00	0.00	0.00	5,433.30	5,433.30	5,433.30	5,433.30
Montpelier Public Works	Montpelier	0.00	0.00	0.00	2,077.85	688.95	2,766.80	688.95	2,766.80
Molla Property	Montpelier	0.00	0.00	0.00	0.00	9,745.20	0.00	9,745.20	9,745.20
VT Liquor Control Office	Montpelier	0.00	0.00	0.00	2,745.58	745.29	3,490.87	745.29	3,490.87
Hussey Residence	Montpelier	0.00	0.00	0.00	4,962.46	6,055.95	11,018.41	6,055.95	11,018.41
Hansen Residence	Montpelier	0.00	0.00	0.00	4,053.80	0.00	4,053.80	0.00	4,053.80
former Schlott Residence	Montpelier	0.00	0.00	0.00	7,669.85	0.00	7,669.85	0.00	7,669.85
Vowles Residence	Montpelier	0.00	0.00	0.00	13,403.45	0.00	13,403.45	0.00	13,403.45
Glottman Residence	Montpelier	3,760.06	0.00	3,760.06	0.00	0.00	0.00	3,760.06	3,760.06
Trading Post	Montpelier	3,797.80	0.00	3,797.80	0.00	0.00	0.00	3,797.80	3,797.80
Main Street Middle School	Montpelier	0.00	0.00	0.00	0.00	10,099.25	10,099.25	10,099.25	10,099.25
Erskine Residence	Montpelier	0.00	0.00	0.00	0.00	6,260.63	6,260.63	6,260.63	6,260.63
Archer-Brown Property	Montpelier	1,467.50	0.00	1,467.50	0.00	0.00	0.00	1,467.50	1,467.50
Grandafaura Apartments	Montpelier	(7,978.12)	0.00	(7,978.12)	0.00	0.00	0.00	(7,978.12)	(7,978.12)
Jacobs' Property	Montpelier	137,818.69	1,405.50	139,224.19	0.00	0.00	0.00	139,224.19	139,224.19
Lagare Farm	Montpelier	25,000.00	0.00	25,000.00	0.00	0.00	0.00	25,000.00	25,000.00
Montpelier Stove Works	Montpelier	7,932.00	0.00	7,932.00	0.00	0.00	0.00	7,932.00	7,932.00
Pedrozo Property	Montpelier	17,201.40	0.00	17,201.40	0.00	0.00	0.00	17,201.40	17,201.40
Pratt Residence	Montpelier	22,597.05	0.00	22,597.05	0.00	0.00	0.00	22,597.05	22,597.05
Taylor Appliance	Montpelier	7,833.82	0.00	7,833.82	0.00	0.00	0.00	7,833.82	7,833.82
Town Clerks	Moretown	0.00	0.00	0.00	0.00	9,832.90	9,832.90	9,832.90	9,832.90
Moretown Common	Moretown	608.80	0.00	608.80	0.00	0.00	0.00	608.80	608.80
Dexter Residence	Morristown	13,347.72	1,188.83	14,536.55	0.00	0.00	0.00	14,536.55	14,536.55
Godfrey Apartment Building	Morristown	4,915.10	0.00	4,915.10	0.00	2,540.14	2,540.14	7,455.24	7,455.24
Bornemann & Greene Machine Shop	Morristown	6,457.21	0.00	6,457.21	2,285.70	33,573.25	35,858.95	40,030.46	42,316.16
Goddard Residence	Morristown	0.00	0.00	0.00	0.00	5,380.78	5,380.78	5,380.78	5,380.78
Bender Apartment Building	Morristown	6,223.15	0.00	6,223.15	0.00	0.00	0.00	6,223.15	6,223.15
Belmont General Store	Mt Holly	15,138.36	0.00	15,138.36	0.00	311.50	311.50	15,449.86	15,449.86
Wilson Property	Mt Holly	10,340.25	0.00	10,340.25	0.00	0.00	0.00	10,340.25	10,340.25
DeGregorio Spill	Mt Holly	423.54	0.00	423.54	0.00	0.00	0.00	423.54	423.54
MacIntyre Fuels	New Haven	0.00	0.00	0.00	45.75	0.00	45.75	0.00	45.75
Dagenais Residence	New Haven	0.00	0.00	0.00	0.00	7,250.24	7,250.24	7,250.24	7,250.24
Stan Katz Residence	New Haven	0.00	0.00	0.00	0.00	19,800.55	19,800.55	19,800.55	19,800.55
frmr Dog Team Tavern	New Haven	0.00	0.00	0.00	441.55	8,523.63	8,965.18	8,523.63	8,965.18
New Haven Mills Spill	New Haven	7,180.79	0.00	7,180.79	0.00	0.00	0.00	7,180.79	7,180.79
Taylor Chevrolet	Newbury	0.00	0.00	0.00	0.00	5,176.39	5,176.39	5,176.39	5,176.39
Taylor Residence	Newbury	0.00	0.00	0.00	4,796.91	0.00	4,796.91	0.00	4,796.91
Taylor Residence	Newbury	0.00	0.00	0.00	20,203.09	0.00	20,203.09	0.00	20,203.09
Flynn Residence	Newfane	1,690.39	0.00	1,690.39	0.00	0.00	0.00	1,690.39	1,690.39
Flynn Residence	Newfane	23,035.85	0.00	23,035.85	0.00	0.00	0.00	23,035.85	23,035.85
Smokehouse	Newfane	36,551.24	0.00	36,551.24	0.00	0.00	0.00	36,551.24	36,551.24
Gosselin Residence	Newport	0.00	0.00	0.00	10,049.68	0.00	10,049.68	0.00	10,049.68
Royer Residence	Newport	0.00	0.00	0.00	3,024.90	0.00	3,024.90	0.00	3,024.90
Gov Prouty Apts	Newport	0.00	0.00	0.00	2,884.46	0.00	2,884.46	0.00	2,884.46
Hamblett Residence	Newport	0.00	0.00	0.00	2,071.27	8,575.23	10,646.50	8,575.23	10,646.50
Collins Farm	Newport Town	1,883.50	0.00	1,883.50	0.00	0.00	0.00	1,883.50	1,883.50
Sweet Property	North Bennington	0.00	0.00	0.00	12,166.19	0.00	12,166.19	0.00	12,166.19
Baldwin Spill	North Hero	23,969.08	0.00	23,969.08	0.00	820.00	820.00	24,789.08	24,789.08
Otto William Heise Trust Property	North Hero	5,847.75	0.00	5,847.75	0.00	0.00	0.00	5,847.75	5,847.75
Gillespie Fuels	Northfield	18,224.23	0.00	18,224.23	0.00	953.40	953.40	19,177.63	19,177.63
Eastman Residence	Northfield	25,166.84	0.00	25,166.84	0.00	0.00	0.00	25,166.84	25,166.84
Green Mountain Family Practice	Northfield	25,035.91	0.00	25,035.91	3,064.32	30,415.72	33,480.04	55,451.63	58,515.95
Former Mandlekorn Residence	Northfield	0.00	0.00	0.00	0.00	4,629.81	4,629.81	4,629.81	4,629.81
Norwich Universtiy	Northfield	0.00	0.00	0.00	0.00	677.30	677.30	677.30	677.30
Guest House	Northfield	5,957.73	0.00	5,957.73	0.00	0.00	0.00	5,957.73	5,957.73
Staab Residence	Northfield	0.00	0.00	0.00	0.00	7,405.40	7,405.40	7,405.40	7,405.40
Matheson Residence	Northfield	0.00	0.00	0.00	9,683.11	0.00	9,683.11	0.00	9,683.11
Isabelle Property	Norton	0.00	0.00	0.00	23,682.13	0.00	23,682.13	0.00	23,682.13
Roy Crum Farm	Norton	5,720.70	0.00	5,720.70	0.00	0.00	0.00	5,720.70	5,720.70
Poisson Residence	Norwich	0.00	0.00	0.00	2,536.35	44,186.39	46,722.74	44,186.39	46,722.74
Currier Residence	Norwich	0.00	0.00	0.00	0.00	11,893.51	11,893.51	11,893.51	11,893.51
Miller Residence	Norwich	0.00	0.00	0.00	1,962.85	0.00	1,962.85	0.00	1,962.85
Guest Property	Norwich	956.50	0.00	956.50	0.00	0.00	0.00	956.50	956.50
Gleason Residence	Orleans	0.00	0.00	0.00	0.00	2,154.39	2,154.39	2,154.39	2,154.39
Almeida Residence	Orwell	0.00	0.00	0.00	0.00	8,974.85	8,974.85	8,974.85	8,974.85
Orwell Fire Department	Orwell	0.00	0.00	0.00	2,966.80	0.00	2,966.80	0.00	2,966.80
Nelson Residence	Pawlet	0.00	0.00	0.00	2,573.16	0.00	2,573.16	0.00	2,573.16
Harrington Residence	Pawlet	0.00	0.00	0.00	2,890.01	15,096.26	17,986.27	15,096.26	17,986.27
Rob Blaine Residence	Pawlet	0.00	0.00	0.00	0.00	24,988.70	24,988.70	24,988.70	24,988.70
Parrish Residence	Peru	6,322.86	0.00	6,322.86	0.00	0.00	0.00	6,322.86	6,322.86
Alvarez Residence	Pittsfield	0.00	0.00	0.00	0.00	5,798.90	5,798.90	5,798.90	5,798.90
Harvie Residence	Pittsford	6,250.01	0.00	6,250.01	0.00	0.00	0.00	6,250.01	6,250.01
Goodard College Community Center	Plainfield	0.00	0.00	0.00	2,019.30	7,915.29	9,934.59	7,915.29	9,934.59
Parmenter Property	Plainfield	0.00	0.00	0.00	0.00	7,432.00	7,432.00	7,432.00	7,432.00
Brook Rd House	Plainfield	0.00	0.00	0.00	0.00	6,929.70	6,929.70	6,929.70	6,929.70
Goodard College - Pitkin Rd	Plainfield	0.00	0.00	0.00	8,439.66	0.00	8,439.66	0.00	8,439.66
Nelson Residence	Plainfield	25,000.00	0.00	25,000.00	0.00	0.00	0.00	25,000.00	25,000.00
North Pomfret Gen'l Store	Pomfret	10,011.66	0.00	10,011.66	0.00	0.00	0.00	10,011.66	10,011.66
Teago Store	Pomfret	16,745.74	0.00	16,745.74	0.00	1,201.22	1,201.22	17,946.96	17,946.96
Judge Residence	Pomfret	0.00	0.00	0.00	0.00	1,707.47	1,707.47	1,707.47	1,707.47

Attachment 3
Petroleum Cleanup Fund
Expenditures by Site Through June 2008
Heating Oil

PCF Site Name	Site Location	Prior Years Remediation	Prior Years 3rd Party	Prior Years Total	Current Year Total Remediation	Total Prior Years Remediation	Total Remediation	Prior Years Total MF & PY Total HF	GRAND (1) TOTAL
Green Mountain College	Poultney	0.00	0.00	0.00	0.00	129,697.21	129,697.21	129,697.21	129,697.21
Green Mountain College	Poultney	0.00	0.00	0.00	0.00	44,984.84	44,984.84	44,984.84	44,984.84
Bixby's	Poultney	25,000.00	0.00	25,000.00	0.00	0.00	0.00	25,000.00	25,000.00
Staco / Chase	Poultney	1,992.76	0.00	1,992.76	0.00	0.00	0.00	1,992.76	1,992.76
Tovani Residence	Pownal	0.00	0.00	0.00	1,797.98	6,957.98	8,755.96	6,957.98	8,755.96
29 Main Street	Pownal	22,587.62	0.00	22,587.62	0.00	0.00	0.00	22,587.62	22,587.62
Evergreen Trailer Park	Pownal	12,372.25	0.00	12,372.25	0.00	0.00	0.00	12,372.25	12,372.25
Proctor High School	Proctor	262,041.10	0.00	262,041.10	4,246.57	10,345.92	14,592.49	272,387.02	276,633.59
Capen Residence	Proctor	0.00	0.00	0.00	0.00	6,594.65	6,594.65	6,594.65	6,594.65
Former Welch Property	Proctor	13,259.89	0.00	13,259.89	0.00	0.00	0.00	13,259.89	13,259.89
Brookside Campground	Putney	0.00	0.00	0.00	0.00	21,421.57	21,421.57	21,421.57	21,421.57
Our Lady of Mercy	Putney	0.00	0.00	0.00	8,267.16	0.00	8,267.16	0.00	8,267.16
Simmonds Residence	Putney	1,223.30	5,897.23	7,120.53	0.00	17,228.30	17,228.30	24,348.83	24,348.83
Former Stagecoach Transp	Randolph	7,504.81	0.00	7,504.81	0.00	1,035.78	1,035.78	8,540.59	8,540.59
Lawrence Camp Property	Randolph	0.00	0.00	0.00	0.00	24,777.01	24,777.01	24,777.01	24,777.01
Backus Residence	Randolph	0.00	0.00	0.00	0.00	11,317.65	11,317.65	11,317.65	11,317.65
Ellis Residence	Reading	5,029.64	0.00	5,029.64	0.00	600.00	600.00	5,629.64	5,629.64
Fiske Residence	Richford	0.00	0.00	0.00	11,400.00	0.00	11,400.00	0.00	11,400.00
Passman Residence	Richford	3,225.25	0.00	3,225.25	0.00	0.00	0.00	3,225.25	3,225.25
Conner Residence	Richford	0.00	0.00	0.00	0.00	12,529.00	12,529.00	12,529.00	12,529.00
Mayville Residence	Richmond	10,033.43	0.00	10,033.43	0.00	1,988.39	1,988.39	12,021.82	12,021.82
Richmond Dental	Richmond	0.00	0.00	0.00	0.00	6,300.49	6,300.49	6,300.49	6,300.49
Andrews Residence	Richmond	0.00	0.00	0.00	0.00	16,629.42	16,629.42	16,629.42	16,629.42
Wilber Residence	Rochester	0.00	0.00	0.00	0.00	15,447.99	15,447.99	15,447.99	15,447.99
Shari Puitlano Residence	Rockingham	0.00	0.00	0.00	0.00	20,817.66	20,817.66	20,817.66	20,817.66
Symancyk Residence	Royalton	9,730.14	0.00	9,730.14	0.00	0.00	0.00	9,730.14	9,730.14
Trolley Barn	Rutland	0.00	0.00	0.00	0.00	22,177.30	22,177.30	22,177.30	22,177.30
Templewood Court	Rutland	0.00	0.00	0.00	16,207.96	0.00	16,207.96	0.00	16,207.96
Rutland County Comm Land Trust	Rutland	0.00	0.00	0.00	9,825.21	0.00	9,825.21	0.00	9,825.21
Melanson Company	Rutland	0.00	0.00	0.00	43,476.00	0.00	43,476.00	0.00	43,476.00
Deblasio Residence	Rutland	0.00	0.00	0.00	3,566.29	0.00	3,566.29	0.00	3,566.29
Ramada Inn	Rutland City	3,796.36	0.00	3,796.36	0.00	2,645.77	2,645.77	6,442.13	6,442.13
First Vermont Bank	Rutland City	109,096.66	0.00	109,096.66	22,766.88	28,170.12	50,937.04	137,266.82	160,033.70
Rutland Masonic Temple	Rutland City	18,616.62	0.00	18,616.62	0.00	2,703.12	2,703.12	21,319.74	21,319.74
Pray Residence	Rutland City	0.00	0.00	0.00	0.00	4,837.16	4,837.16	4,837.16	4,837.16
Smart Property	Rutland City	0.00	0.00	0.00	0.00	8,219.26	8,219.26	8,219.26	8,219.26
Regency Manor	Rutland City	0.00	0.00	0.00	0.00	26,157.27	26,157.27	26,157.27	26,157.27
Hamilton Residence	Rutland City	0.00	0.00	0.00	0.00	8,943.78	8,943.78	8,943.78	8,943.78
12 Giorgetti Blvd	Rutland City	0.00	0.00	0.00	0.00	8,772.70	8,772.70	8,772.70	8,772.70
Carris Reels	Rutland City	0.00	0.00	0.00	1,416.75	0.00	1,416.75	0.00	1,416.75
Crossman Residence	Rutland City	14,342.15	0.00	14,342.15	0.00	0.00	0.00	14,342.15	14,342.15
Wolvern Residence	Rutland City	0.00	0.00	0.00	0.00	21,940.12	21,940.12	21,940.12	21,940.12
Mary Hall Residence	Rutland City	0.00	0.00	0.00	0.00	12,520.50	12,520.50	12,520.50	12,520.50
Lacroix Property	Rutland City	0.00	0.00	0.00	0.00	3,081.81	3,081.81	3,081.81	3,081.81
Bisson Property	Rutland City	5,839.50	0.00	5,839.50	0.00	0.00	0.00	5,839.50	5,839.50
Blanchard Residence	Rutland City	598.99	0.00	598.99	0.00	0.00	0.00	598.99	598.99
Kupferer & Martin Prop	Rutland City	8,583.50	0.00	8,583.50	0.00	0.00	0.00	8,583.50	8,583.50
Springer Residence	Rutland Town	25,000.00	0.00	25,000.00	0.00	0.00	0.00	25,000.00	25,000.00
Davidson Residence	Ryegate	4,464.73	0.00	4,464.73	0.00	0.00	0.00	4,464.73	4,464.73
Laplaca Residence	Shaftsbury	23,483.98	0.00	23,483.98	0.00	0.00	0.00	23,483.98	23,483.98
Berkeley Residence	Shaftsbury	0.00	0.00	0.00	0.00	7,090.32	7,090.32	7,090.32	7,090.32
Forbes Residence	Shaftsbury	0.00	0.00	0.00	0.00	9,507.33	9,507.33	9,507.33	9,507.33
Mance Residence	Shaftsbury	6,733.78	0.00	6,733.78	0.00	0.00	0.00	6,733.78	6,733.78
Blakeman's Residence	Sharon	5,689.51	0.00	5,689.51	0.00	0.00	0.00	5,689.51	5,689.51
Shelburne Corporation	Shelburne	104,251.10	0.00	104,251.10	638.58	7,265.28	7,903.86	111,516.38	112,154.96
Shelburn Water Line	Shelburne	0.00	0.00	0.00	0.00	22,091.18	22,091.18	22,091.18	22,091.18
Crone Residence	Shelburne	0.00	0.00	0.00	0.00	4,892.80	4,892.80	4,892.80	4,892.80
Babbot Residence	Shelburne	0.00	0.00	0.00	0.00	4,768.23	4,768.23	4,768.23	4,768.23
Kelly Residence	Shelburne	0.00	0.00	0.00	818.80	1,431.46	2,250.26	1,431.46	2,250.26
Bakeman UST	Shelburne	0.00	0.00	0.00	1,326.73	0.00	1,326.73	0.00	1,326.73
Richardson Residence	Shelburne	0.00	0.00	0.00	7,098.82	0.00	7,098.82	0.00	7,098.82
Abel-Palmer Residence	Shelburne	6,522.74	0.00	6,522.74	0.00	0.00	0.00	6,522.74	6,522.74
Frechetta Residence	Shelburne	0.00	0.00	0.00	3,127.55	17,245.06	20,372.61	17,245.06	20,372.61
Deutscher Residence	Shelburne	2,898.00	0.00	2,898.00	0.00	0.00	0.00	2,898.00	2,898.00
Murray Residence	Shelburne	2,027.00	0.00	2,027.00	0.00	0.00	0.00	2,027.00	2,027.00
Wolcott Residence	Sheldon	0.00	0.00	0.00	0.00	5,155.80	5,155.80	5,155.80	5,155.80
Phyllis LaCoste Spill	Sheldon	7,588.30	0.00	7,588.30	0.00	0.00	0.00	7,588.30	7,588.30
University Inn	South Burlington	500.43	0.00	500.43	1,209.00	2,304.55	3,513.55	2,804.98	4,013.98
Rocheleau Residence	South Burlington	159,090.88	139.00	159,229.88	0.00	1,126.50	1,126.50	160,356.38	160,356.38
Szczerbak Residence	South Burlington	0.00	0.00	0.00	0.00	544.20	544.20	544.20	544.20
Whitmore Property	South Burlington	5,129.28	0.00	5,129.28	0.00	2,427.50	2,427.50	7,556.78	7,556.78
Lawler Residence	South Burlington	0.00	0.00	0.00	0.00	750.00	750.00	750.00	750.00
NE Institute	South Burlington	0.00	0.00	0.00	0.00	6,365.29	6,365.29	6,365.29	6,365.29
Sarvak Residence	South Burlington	0.00	0.00	0.00	0.00	5,629.10	5,629.10	5,629.10	5,629.10
Alco Equipment	South Burlington	85,863.43	0.00	85,863.43	0.00	0.00	0.00	85,863.43	85,863.43
Handy's Twnhse Motel	South Burlington	2,937.83	0.00	2,937.83	0.00	0.00	0.00	2,937.83	2,937.83
Mason Residence	South Burlington	3,623.75	0.00	3,623.75	0.00	0.00	0.00	3,623.75	3,623.75
Merrill Residence	South Burlington	15,054.83	0.00	15,054.83	0.00	0.00	0.00	15,054.83	15,054.83
Sherwin Williams Plaza	South Burlington	21,835.87	9.85	21,845.72	0.00	0.00	0.00	21,845.72	21,845.72
Summers Residence	South Hero	0.00	0.00	0.00	0.00	3,161.61	3,161.61	3,161.61	3,161.61
Fay Residence	South Hero	0.00	0.00	0.00	0.00	5,658.47	5,658.47	5,658.47	5,658.47
West Residence	South Hero	1,698.10	0.00	1,698.10	0.00	0.00	0.00	1,698.10	1,698.10
Soler Residence	South Royalton	0.00	0.00	0.00	5,855.34	0.00	5,855.34	0.00	5,855.34
Crawford Residence	South Royalton	0.00	0.00	0.00	8,258.57	2,720.34	10,978.91	2,720.34	10,978.91
Jones & Lampson	Springfield	0.00	0.00	0.00	57.84	5,974.06	6,031.90	5,974.06	6,031.90
22 Autumn Street	Springfield	2,444.37	0.00	2,444.37	0.00	0.00	0.00	2,444.37	2,444.37
Harmer Residence	Springfield	9,949.72	0.00	9,949.72	686.52	4,104.04	4,790.56	14,053.76	14,740.28
Thompson Residence	Springfield	0.00	0.00	0.00	0.00	7,282.18	7,282.18	7,282.18	7,282.18
Healthcare & Rehab Services	Springfield	0.00	0.00	0.00	4,742.41	0.00	4,742.41	0.00	4,742.41

Attachment 3
Petroleum Cleanup Fund
Expenditures by Site Through June 2008
Heating Oil

PCF Site Name	Site Location	Prior Years Remediation	Prior Years 3rd Party	Prior Years Total	Current Year Total Remediation	Total Prior Years Remediation	Total Remediation	Prior Years Total MF & PY Total HF	GRAND (1) TOTAL
Windy Hill Acres	Springfield	996.42	0.00	996.42	0.00	0.00	0.00	996.42	996.42
Bosley Residence	Springfield	764.50	0.00	764.50	0.00	6,370.13	6,370.13	7,134.63	7,134.63
Johnson Property	Springfield	0.00	0.00	0.00	0.00	3,780.95	3,780.95	3,780.95	3,780.95
Batchelder Residence	Springfield	0.00	0.00	0.00	2,343.76	0.00	2,343.76	0.00	2,343.76
Bartley Property	Springfield	0.00	0.00	0.00	0.00	12,197.37	12,197.37	12,197.37	12,197.37
Goding Residence	Springfield	0.00	0.00	0.00	2,470.00	19,421.01	21,891.01	19,421.01	21,891.01
Springfield Humane Soc	Springfield	16,426.63	0.00	16,426.63	0.00	0.00	0.00	16,426.63	16,426.63
Dowling Warehouse	St Albans City	0.00	0.00	0.00	0.00	4,545.95	4,545.95	4,545.95	4,545.95
Harrison Residence	St Albans City	0.00	0.00	0.00	0.00	6,814.54	6,814.54	6,814.54	6,814.54
Gagne Residence	St Albans City	0.00	0.00	0.00	0.00	28,170.00	28,170.00	28,170.00	28,170.00
Gibson Residence	St Albans City	0.00	0.00	0.00	0.00	11,112.01	11,112.01	11,112.01	11,112.01
St. Albans Air Force Station	St Albans	0.00	0.00	0.00	3,248.68	8,392.31	11,640.99	8,392.31	11,640.99
Grand Union Plaza	St Albans City	0.00	0.00	0.00	0.00	1,583.50	1,583.50	1,583.50	1,583.50
Cobb Auto	St Albans City	0.00	0.00	0.00	2,604.82	7,857.20	10,462.02	7,857.20	10,462.02
Dutkiewicz Residence	St Albans City	0.00	0.00	0.00	0.00	5,779.00	5,779.00	5,779.00	5,779.00
Desrochers Residence	St Albans City	0.00	0.00	0.00	0.00	20,159.12	20,159.12	20,159.12	20,159.12
Jim Smith Residence	St Albans City	2,251.01	0.00	2,251.01	0.00	0.00	0.00	2,251.01	2,251.01
Hobbs Residence	St Albans City	0.00	0.00	0.00	0.00	7,447.21	7,447.21	7,447.21	7,447.21
Kilburn Residence	St Albans City	0.00	0.00	0.00	2,242.40	18,247.42	20,489.82	18,247.42	20,489.82
Former Sears Building	St Johnsbury	15,010.35	0.00	15,010.35	0.00	1,261.08	1,261.08	16,271.43	16,271.43
Canterbury Inn	St Johnsbury	0.00	0.00	0.00	1,785.78	14,727.88	16,513.66	14,727.88	16,513.66
Noble Residence	St Johnsbury	0.00	0.00	0.00	23,780.88	0.00	23,780.88	0.00	23,780.88
McCormick & Company	St Johnsbury	0.00	0.00	0.00	0.00	13,176.29	0.00	13,176.29	0.00
Carlet, Gilson & Harley	St Johnsbury	29,238.49	0.00	29,238.49	0.00	0.00	0.00	29,238.49	29,238.49
Mary Scott Spill	St Johnsbury	2,343.65	0.00	2,343.65	0.00	0.00	0.00	2,343.65	2,343.65
Shepard Residence	St. Albans	0.00	0.00	0.00	2,740.66	0.00	2,740.66	0.00	2,740.66
Lebel Residence	St. Albans	0.00	0.00	0.00	0.00	14,652.42	14,652.42	14,652.42	14,652.42
Grace United Methodist Church	St. Johnsbury	0.00	0.00	0.00	8,485.64	51,508.22	59,993.86	51,508.22	59,993.86
Black Bear Tavern	St. Johnsbury	0.00	0.00	0.00	(1,114.37)	4,936.15	3,821.78	4,936.15	3,821.78
McCormick & Company	St. Johnsbury	0.00	0.00	0.00	3,298.30	0.00	3,298.30	0.00	3,298.30
Rheume Residence	Starksboro	15,285.98	0.00	15,285.98	0.00	382.27	382.27	15,668.25	15,668.25
Michaud Residence	Starksboro	2,086.99	0.00	2,086.99	0.00	15,174.82	15,174.82	17,261.81	17,261.81
Chamberlain Property	Starksboro	0.00	0.00	0.00	2,104.27	2,308.26	4,412.53	2,308.26	4,412.53
Keith Smiel Residence	Starksboro	25,489.25	0.00	25,489.25	0.00	0.00	0.00	25,489.25	25,489.25
Pecor Residence	Starksboro	3,687.50	0.00	3,687.50	0.00	900.50	900.50	4,588.00	4,588.00
Kamencick Property	Starksboro	0.00	0.00	0.00	0.00	24,555.57	24,555.57	24,555.57	24,555.57
Sweet & Burt Facility	Stowe	0.00	0.00	0.00	0.00	10,016.42	10,016.42	10,016.42	10,016.42
Moran Residence	Stowe	23,781.87	1,200.28	24,982.15	0.00	0.00	0.00	24,982.15	24,982.15
Stoneybrook Condos	Stowe	0.00	0.00	0.00	0.00	13,781.52	13,781.52	13,781.52	13,781.52
Sungardens	Stowe	9,034.01	0.00	9,034.01	0.00	0.00	0.00	9,034.01	9,034.01
Griffith Residence	Stowe	0.00	0.00	0.00	0.00	234.14	234.14	234.14	234.14
Garret Residence	Stowe	956.35	0.00	956.35	0.00	0.00	0.00	956.35	956.35
Miller Residence	Stowe	0.00	0.00	0.00	0.00	3,093.01	3,093.01	3,093.01	3,093.01
Davis Residence	Stowe	0.00	0.00	0.00	0.00	5,017.15	5,017.15	5,017.15	5,017.15
Grant Residence	Stowe	0.00	0.00	0.00	0.00	14,597.18	14,597.18	14,597.18	14,597.18
Bouramia Residence	Stowe	0.00	0.00	0.00	0.00	6,494.47	6,494.47	6,494.47	6,494.47
Bensley Residence	Stowe	0.00	0.00	0.00	0.00	1,917.70	1,917.70	1,917.70	1,917.70
Dunn Residence	Stowe	0.00	0.00	0.00	0.00	1,827.45	1,827.45	1,827.45	1,827.45
Ten Acres Lodge	Stowe	0.00	0.00	0.00	773.99	8,506.90	9,280.89	8,506.90	9,280.89
Winchell Residence	Stowe	0.00	0.00	0.00	0.00	8,107.54	8,107.54	8,107.54	8,107.54
Mountain Rd Resort	Stowe	0.00	0.00	0.00	0.00	6,729.10	6,729.10	6,729.10	6,729.10
Haslam Residence	Stowe	0.00	0.00	0.00	0.00	4,359.49	4,359.49	4,359.49	4,359.49
Hall Property	Stowe	0.00	0.00	0.00	0.00	5,346.80	5,346.80	5,346.80	5,346.80
Corney Residence	Stowe	0.00	0.00	0.00	0.00	5,724.91	5,724.91	5,724.91	5,724.91
Fagan Residence	Stowe	0.00	0.00	0.00	0.00	1,219.84	1,219.84	1,219.84	1,219.84
Berson Property	Stowe	0.00	0.00	0.00	0.00	8,189.03	8,189.03	8,189.03	8,189.03
McCarthy Residence	Stowe	0.00	0.00	0.00	0.00	16,145.89	16,145.89	16,145.89	16,145.89
Rauch Residence	Stowe	0.00	0.00	0.00	0.00	2,954.76	2,954.76	2,954.76	2,954.76
Cady Hill Road	Stowe	0.00	0.00	0.00	0.00	10,497.43	10,497.43	10,497.43	10,497.43
Napolitano Residence	Stowe	0.00	0.00	0.00	0.00	9,912.78	9,912.78	9,912.78	9,912.78
Riley Residence	Stowe	0.00	0.00	0.00	1,753.85	5,784.37	7,538.22	5,784.37	7,538.22
Stowe Rec Center	Stowe	0.00	0.00	0.00	2,358.75	6,830.47	9,189.22	6,830.47	9,189.22
Gallaher Residence	Stowe	0.00	0.00	0.00	422.40	0.00	422.40	0.00	422.40
Mendez Residence	Stowe	0.00	0.00	0.00	8,319.40	0.00	8,319.40	0.00	8,319.40
McIntyre Residence	Stowe	0.00	0.00	0.00	2,995.97	2,805.92	5,801.89	2,805.92	5,801.89
Chelsea Acres	Stowe	0.00	0.00	0.00	3,700.98	0.00	3,700.98	0.00	3,700.98
Hullfish/LuPone Residence	Stowe	0.00	0.00	0.00	7,102.07	0.00	7,102.07	0.00	7,102.07
Barber Residence	Stowe	0.00	0.00	0.00	2,645.41	0.00	2,645.41	0.00	2,645.41
Partridge Residence	Stowe	4,442.25	0.00	4,442.25	0.00	0.00	0.00	4,442.25	4,442.25
Dann Residence	Stowe	36,933.64	0.00	36,933.64	0.00	0.00	0.00	36,933.64	36,933.64
Golden Eagle Resort	Stowe	6,874.76	0.00	6,874.76	0.00	0.00	0.00	6,874.76	6,874.76
John Henzel Residence	Stowe	24,801.14	0.00	24,801.14	0.00	0.00	0.00	24,801.14	24,801.14
Delfino Residence	Strafford	0.00	0.00	0.00	2,707.61	21,271.33	23,978.94	21,271.33	23,978.94
Brick Store	Strafford	4,293.88	0.00	4,293.88	0.00	0.00	0.00	4,293.88	4,293.88
Gramling Residence	Strafford	558.38	0.00	558.38	0.00	0.00	0.00	558.38	558.38
Stratton Mountain Corp.	Stratton	21,140.34	0.00	21,140.34	0.00	0.00	0.00	21,140.34	21,140.34
Sudbury Town Hall	Sudbury	21,822.82	0.00	21,822.82	0.00	0.00	0.00	21,822.82	21,822.82
Bacon Residence	Sunderland	0.00	0.00	0.00	0.00	470.93	470.93	470.93	470.93
Moore Residence	Sunderland	0.00	0.00	0.00	0.00	6,316.93	6,316.93	6,316.93	6,316.93
12 Lake Street	Swanton	3,767.23	0.00	3,767.23	0.00	0.00	0.00	3,767.23	3,767.23
Dulude Property	Swanton	0.00	0.00	0.00	0.00	0.00	0.00	0.00	0.00
Lake Champlain	Swanton	0.00	0.00	0.00	0.00	7,229.13	7,229.13	7,229.13	7,229.13
Flaherty Residence	Thetford	0.00	0.00	0.00	0.00	24,735.02	24,735.02	24,735.02	24,735.02
Sanborn Property	Thetford	2,729.14	0.00	2,729.14	0.00	0.00	0.00	2,729.14	2,729.14
Topsham Telephone Company	Topsham	0.00	0.00	0.00	0.00	2,980.00	2,980.00	2,980.00	2,980.00
Howes Residence	Topsham	0.00	0.00	0.00	0.00	6,476.57	6,476.57	6,476.57	6,476.57
Elisa Howes Residence	Topsham	0.00	0.00	0.00	0.00	4,884.74	4,884.74	4,884.74	4,884.74
Conlin Property	Townshend	879.92	0.00	879.92	0.00	0.00	0.00	879.92	879.92
Yeskoo Residence	Troy	1,214.70	0.00	1,214.70	0.00	23,535.30	23,535.30	24,750.00	24,750.00

Attachment 3
Petroleum Cleanup Fund
Expenditures by Site Through June 2008
Heating Oil

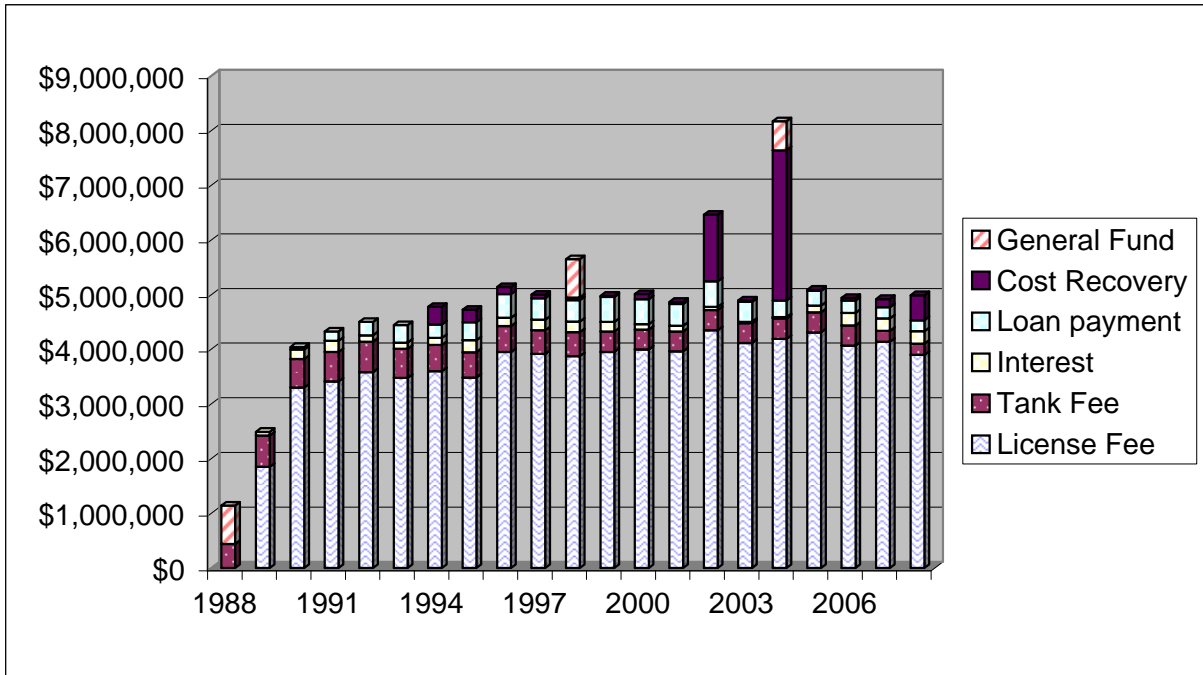
PCF Site Name	Site Location	Prior Years Remediation	Prior Years 3rd Party	Prior Years Total	Current Year Total Remediation	Total Prior Years Remediation	Total Remediation	Prior Years Total MF & PY Total HF	GRAND (1) TOTAL
Charlotte Cote Property	Troy	958.80	0.00	958.80	0.00	0.00	0.00	958.80	958.80
Sporn Residence	Turnbridge	0.00	0.00	0.00	0.00	1,409.94	1,409.94	1,409.94	1,409.94
Norton Residence	Underhill	0.00	0.00	0.00	0.00	25,000.00	25,000.00	25,000.00	25,000.00
Cilly Hill Road	Underhill	5,585.25	0.00	5,585.25	0.00	0.00	0.00	5,585.25	5,585.25
1926 Claims	Various	0.00	0.00	0.00	7,432.53	0.00	7,432.53	0.00	7,432.53
Assembly of God Ctr	Vergennes	5,107.52	0.00	5,107.52	0.00	0.00	0.00	5,107.52	5,107.52
Former Hannahs Market	Vergennes	7,809.59	0.00	7,809.59	1,985.69	3,656.14	5,641.83	11,465.73	13,451.42
Palmer Chiropractic	Vergennes	0.00	0.00	0.00	0.00	42,703.70	42,703.70	42,703.70	42,703.70
Colin Nichols Apartment	Vershire	0.00	0.00	0.00	0.00	19,189.67	19,189.67	19,189.67	19,189.67
Arace Residence	Waitsfield	0.00	0.00	0.00	0.00	11,883.06	11,883.06	11,883.06	11,883.06
Whitehorse Inn	Waitsfield	0.00	0.00	0.00	7,273.46	5,080.43	12,353.89	5,080.43	12,353.89
Jackson Residence	Waitsfield	0.00	0.00	0.00	2,074.58	0.00	2,074.58	0.00	2,074.58
Bridge Street	Waitsfield	0.00	0.00	0.00	0.00	0.00	0.00	0.00	0.00
Fuiks Residence	Wardsboro	0.00	0.00	0.00	0.00	2,309.05	2,309.05	2,309.05	2,309.05
Wortman Residence	Warren	3,486.92	4,497.23	7,984.15	0.00	17,015.85	17,015.85	25,000.00	25,000.00
Byrne Property	Warren	0.00	0.00	0.00	0.00	7,278.29	7,278.29	7,278.29	7,278.29
Price Residence	Warren	0.00	0.00	0.00	0.00	1,597.55	1,597.55	1,597.55	1,597.55
Powderhound Inn	Warren	0.00	0.00	0.00	0.00	11,414.95	11,414.95	11,414.95	11,414.95
Ambriano Property	Warren	0.00	0.00	0.00	0.00	9,646.84	9,646.84	9,646.84	9,646.84
Bodell Fisher Property	Warren	0.00	0.00	0.00	0.00	11,576.02	11,576.02	11,576.02	11,576.02
Segal Residence	Warren	0.00	0.00	0.00	15,158.20	16,922.58	32,080.78	16,922.58	32,080.78
Bethmann Residence	Warren	0.00	0.00	0.00	974.01	9,372.65	10,346.66	9,372.65	10,346.66
Paquin Property	Warren	0.00	0.00	0.00	4,837.75	0.00	4,837.75	0.00	4,837.75
Paquin Property	Warren	0.00	0.00	0.00	3,814.84	0.00	3,814.84	0.00	3,814.84
Bush Residence	Warren	0.00	0.00	0.00	0.00	0.00	0.00	0.00	0.00
Ward Residence	Warren	0.00	0.00	0.00	1,595.49	17,617.58	19,213.07	17,617.58	19,213.07
Vare Real Estate	Warren	12,243.15	0.00	12,243.15	0.00	0.00	0.00	12,243.15	12,243.15
Henrikson Residence	Washington	8,527.30	0.00	8,527.30	0.00	0.00	0.00	8,527.30	8,527.30
Sanders Residence	Waterbury	0.00	0.00	0.00	0.00	7,092.20	7,092.20	7,092.20	7,092.20
Burt Residence (formaerly S2006281)	Waterbury	0.00	0.00	0.00	7,894.34	7,571.48	15,465.82	7,571.48	15,465.82
Fuller Property	Waterbury	15,867.52	0.00	15,867.52	0.00	0.00	0.00	15,867.52	15,867.52
Burt Residence	Waterbury	0.00	0.00	0.00	0.00	346.56	346.56	346.56	346.56
Judevine Farm	Waterville	0.00	0.00	0.00	587.50	23,521.00	24,108.50	23,521.00	24,108.50
Exit 8 Mobil	Weathersfield	312,788.20	0.00	312,788.20	0.00	1,497.91	1,497.91	314,286.11	314,286.11
Winter Residence	West Brattleboro	0.00	0.00	0.00	3,661.85	0.00	3,661.85	0.00	3,661.85
North Branch Condominiums	West Dover	0.00	0.00	0.00	1,829.38	11,418.32	13,247.70	11,418.32	13,247.70
Gaylord Cory Estate	West Enosburg	0.00	0.00	0.00	2,272.56	0.00	2,272.56	0.00	2,272.56
W Fairlee Congregational Church	West Fairlee	0.00	0.00	0.00	649.07	0.00	649.07	0.00	649.07
W. Fairlee Congregational Church	West Fairlee	0.00	0.00	0.00	4,366.89	0.00	4,366.89	0.00	4,366.89
West Residence	West Fairlee	0.00	0.00	0.00	15,688.00	0.00	15,688.00	0.00	15,688.00
Blain Residence	West Paulett	0.00	0.00	0.00	0.00	1,853.73	1,853.73	1,853.73	1,853.73
Czar Residence	West Wallingford	0.00	0.00	0.00	1,513.71	0.00	1,513.71	0.00	1,513.71
Koerner Residence	West Windsor	103,909.68	4,835.60	108,745.28	0.00	114.53	114.53	108,859.81	108,859.81
Brown Farm	West Windsor	6,258.16	39.55	6,297.71	0.00	0.00	0.00	6,297.71	6,297.71
Berry Creek Farm	Westfield	0.00	0.00	0.00	0.00	24,670.59	24,670.59	24,670.59	24,670.59
LaFountain Residence	Westford	3,772.53	1,278.76	5,051.29	0.00	0.00	0.00	5,051.29	5,051.29
Westford School	Westford	513.45	0.00	513.45	0.00	0.00	0.00	513.45	513.45
Licygiewicz Residence	Westminster	0.00	0.00	0.00	1,210.50	0.00	1,210.50	0.00	1,210.50
Young Residence	Westminster	4,583.12	0.00	4,583.12	0.00	0.00	0.00	4,583.12	4,583.12
Ina Beck Res	Westminster	0.00	0.00	0.00	0.00	21,558.93	21,558.93	21,558.93	21,558.93
Gehly Residence	Westminster	0.00	0.00	0.00	492.50	0.00	492.50	0.00	492.50
Licygiewicz Residence	Westminster	0.00	0.00	0.00	9,798.89	0.00	9,798.89	0.00	9,798.89
Gwatkin Residence	Westmore	0.00	0.00	0.00	7,683.22	0.00	7,683.22	0.00	7,683.22
Decell Residence	Weston	7,111.08	105.10	7,216.18	0.00	14,241.02	14,241.02	21,457.20	21,457.20
Farrer Residence	Weston	0.00	0.00	0.00	0.00	531.00	531.00	531.00	531.00
MacNellis Residence	Weston	4,469.38	0.00	4,469.38	0.00	0.00	0.00	4,469.38	4,469.38
Weston Post Office	Weston	45,387.19	0.00	45,387.19	0.00	0.00	0.00	45,387.19	45,387.19
Kirby Residence	Whitingham	0.00	0.00	0.00	0.00	6,861.45	6,861.45	6,861.45	6,861.45
Whatson Residence	Whitingham	270.50	0.00	270.50	0.00	0.00	0.00	270.50	270.50
75 High Street	Williamstown	0.00	0.00	0.00	0.00	5,099.30	5,099.30	5,099.30	5,099.30
Church of the Nazarene	Williston	0.00	0.00	0.00	0.00	5,337.69	5,337.69	5,337.69	5,337.69
Trombley Residence	Williston	0.00	0.00	0.00	0.00	11,621.66	11,621.66	11,621.66	11,621.66
Christ Memorial Church	Williston	0.00	0.00	0.00	578.75	10,085.38	10,664.13	10,085.38	10,664.13
Carpenter Residence	Williston	0.00	0.00	0.00	1,355.86	7,858.38	9,214.24	7,858.38	9,214.24
Alden Bryan	Williston	1,616.43	0.00	1,616.43	0.00	0.00	0.00	1,616.43	1,616.43
Raymond Residence	Williston	4,491.38	0.00	4,491.38	0.00	0.00	0.00	4,491.38	4,491.38
O'Brien Farm	Williston	112,426.11	0.00	112,426.11	0.00	0.00	0.00	112,426.11	112,426.11
Gaszek Residence	Wilmington	0.00	0.00	0.00	0.00	2,428.21	2,428.21	2,428.21	2,428.21
Horizon Inn	Wilmington	0.00	0.00	0.00	0.00	31,891.21	31,891.21	31,891.21	31,891.21
Old Windsor Village	Windsor	44,838.76	0.00	44,838.76	0.00	6,268.92	6,268.92	51,107.68	51,107.68
Lemire Property	Windsor	16,209.78	0.00	16,209.78	0.00	1,816.83	1,816.83	18,026.61	18,026.61
Armory Square Apartments	Windsor	11,209.52	0.00	11,209.52	0.00	0.00	0.00	11,209.52	11,209.52
Gibbs Residence	Windsor	0.00	5,075.00	5,075.00	0.00	0.00	0.00	5,075.00	5,075.00
Goodrow Residence	Windsor	3,221.23	0.00	3,221.23	0.00	0.00	0.00	3,221.23	3,221.23
Rubenstein Residence	Winhall	0.00	0.00	0.00	0.00	1,764.82	1,764.82	1,764.82	1,764.82
Intervale Condo Owners	Winhall	0.00	0.00	0.00	0.00	1,563.30	1,563.30	1,563.30	1,563.30
William Brett Property	Winhall	0.00	0.00	0.00	0.00	12,091.44	12,091.44	12,091.44	12,091.44
Wiggin's Concrete	Winooski	3,094.86	0.00	3,094.86	0.00	0.00	0.00	3,094.86	3,094.86
Niquette Property	Winooski	0.00	0.00	0.00	11,568.55	5,155.80	16,724.35	5,155.80	16,724.35
Merrill Residence	Wolcott	0.00	0.00	0.00	0.00	3,375.25	3,375.25	3,375.25	3,375.25
Bottinelli Residence	Woodbury	0.00	0.00	0.00	17,154.03	0.00	17,154.03	0.00	17,154.03
Woodstock Elementary	Woodstock	0.00	0.00	0.00	16,381.99	14,783.07	31,165.06	14,783.07	31,165.06
Hathorn Hills	Woodstock	23,470.12	0.00	23,470.12	0.00	511.64	511.64	23,981.76	23,981.76
Blake Hill Condos	Woodstock	36,662.14	0.00	36,662.14	0.00	1,981.79	1,981.79	38,643.93	38,643.93
Grew Residence	Woodstock	5,575.60	0.00	5,575.60	0.00	585.00	585.00	6,160.60	6,160.60
Woodstocker Inn	Woodstock	0.00	0.00	0.00	0.00	3,008.03	3,008.03	3,008.03	3,008.03
Woodstock Rec Center	Woodstock	0.00	0.00	0.00	2,529.70	0.00	2,529.70	0.00	2,529.70
Goode Residence	Woodstock	0.00	0.00	0.00	2,788.50	0.00	2,788.50	0.00	2,788.50
Alicia Patterson Estate	Woodstock	1,451.10	0.00	1,451.10	0.00	0.00	0.00	1,451.10	1,451.10

Attachment 3
Petroleum Cleanup Fund
Expenditures by Site Through June 2008
Heating Oil

PCF Site Name	Site Location	Prior Years	Prior Years	Prior Years	Current Year Total	Total Prior Years	Total Remediation	Prior Years Total MF &	GRAND (1)
		Remediation	3rd Party	Total		Remediation			
Billings Residence	Woodstock	1,995.18	0.00	1,995.18	0.00	0.00	0.00	1,995.18	1,995.18
Former Cabot Building	Woodstock	10,800.90	0.00	10,800.90	0.00	0.00	0.00	10,800.90	10,800.90
Gordon Clow	Woodstock	5,493.92	0.00	5,493.92	0.00	0.00	0.00	5,493.92	5,493.92
		0.00	0.00	0.00	0.00	0.00	0.00	0.00	0.00
		0.00	0.00	0.00	0.00	0.00	0.00	0.00	0.00
Administrative Adjustments		88,760.79	0.00	88,760.79	0.00	7,214.29	7,214.29	95,975.08	95,975.08
		0.00	0.00	0.00	8,023.65	0.00	8,023.65	0.00	8,023.65
		0.00	0.00	0.00	1,980.71	0.00	1,980.71	0.00	1,980.71
		0.00	0.00	0.00	521.35	0.00	521.35	0.00	521.35
		0.00	0.00	0.00	17,813.38	0.00	17,813.38	0.00	17,813.38
UST Residential Grants-AST		0.00	0.00	0.00	102,941.50	220,118.27	323,059.77	220,118.27	323,059.77
UST Residential Grants-UST		295,551.95	0.00	295,551.95	28,000.00	195,546.62	223,546.62	491,098.57	519,098.57
Administrative Adjustments		0.00	0.00	0.00	6,766.55	0.00	6,766.55	0.00	6,766.55
TOTAL EXPENSE		5,428,434.22	109,203.35	5,537,637.57	1,406,710.60	4,366,555.67	5,754,819.32	9,885,746.29	11,285,690.34

4366555.67

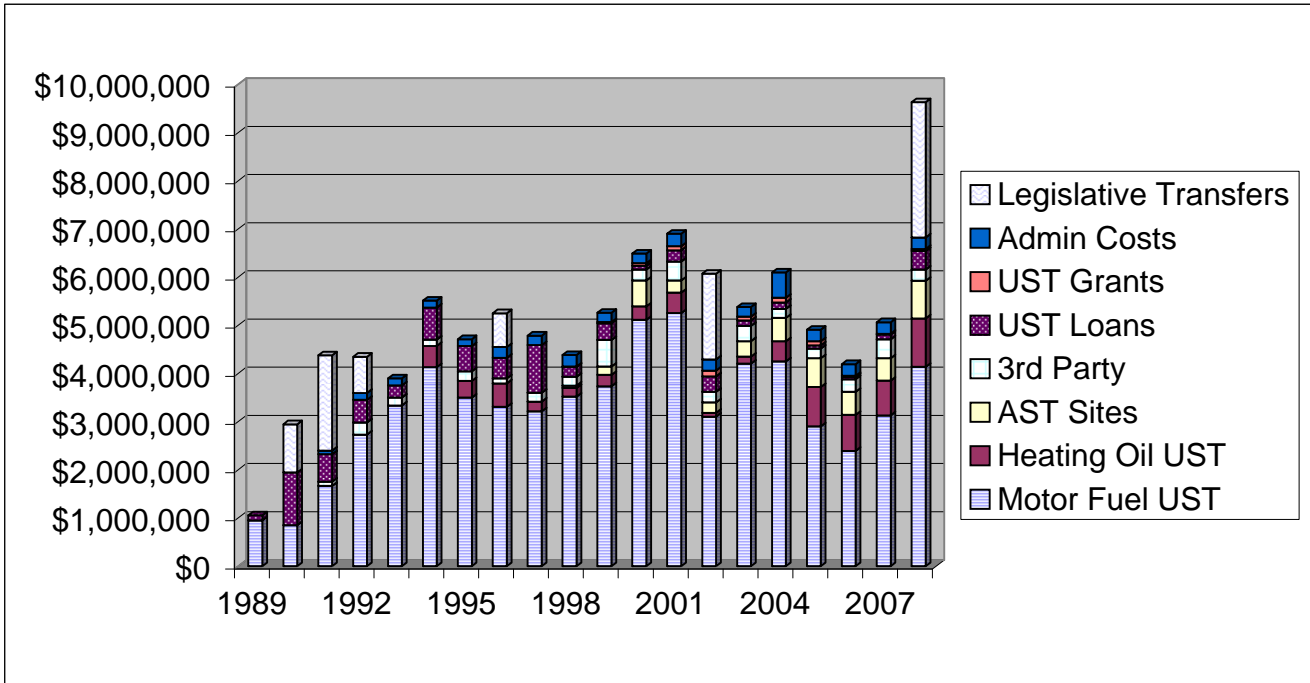
Attachment 4 Annual PCF Income



Year	License Fee	Tank Fee	Interest	Loan payment	Heating Oil Fee	Cost Recovery	General Fund
1988		\$441,300					\$700,000
1989	\$1,851,595	\$571,800	\$68,864				
1990	\$3,305,119	\$518,005	\$174,126	\$46,562			
1991	\$3,414,485	\$539,000	\$204,167	\$168,290			
1992	\$3,581,656	\$561,700	\$116,667	\$240,924			
1993	\$3,478,742	\$535,025	\$111,584	\$319,607			
1994	\$3,604,046	\$475,550	\$130,118	\$245,669		\$323,674	
1995	\$3,487,733	\$462,242	\$218,385	\$330,432		\$225,696	
1996	\$3,953,693	\$474,733	\$152,532	\$429,496		\$130,623	
1997	\$3,918,296	\$433,518	\$193,119	\$390,547		\$66,146	
1998	\$3,875,607	\$438,095	\$195,893	\$393,595		\$45,920	\$700,000
1999	\$3,955,898	\$370,543	\$175,642	\$458,178		\$19,555	
2000	\$3,999,099	\$361,870	\$101,228	\$457,173		\$92,687	
2001	\$3,967,028	\$361,308	\$103,062	\$400,964		\$36,332	
2002	\$4,351,115	\$366,134	\$62,461	\$464,577		\$1,221,789	
2003	\$4,115,480	\$364,060	\$26,111	\$366,651		\$21,650	
2004	\$4,194,500	\$371,130	\$23,111	\$304,680	\$92,930	\$2,750,216	\$530,000
2005	\$4,312,855	\$365,135	\$124,872	\$268,794	\$930,367	\$19,664	
2006	\$4,072,175	\$367,843	\$226,302	\$228,804	\$784,813	\$48,394	
2007	\$4,139,310	\$199,640	\$227,481	\$206,653	\$722,878	\$148,762	
2008	\$3,900,705	\$203,900	\$229,621	\$200,807	\$719,180	\$456,936	
Total	\$75,479,137	\$8,782,531	\$2,865,346	\$5,922,403	\$3,250,168	\$5,608,044	\$1,930,000

updated on 12/31/2008

Attachment 5 Annual Petroleum Cleanup Fund Expenses



Year	Motor Fuel UST	Heating Oil UST	AST Sites	3rd Party	UST Loans	UST Grants	AST Grants	Admin Costs	Legislative Transfers
1989	\$954,767				\$104,725				
1990	\$854,456				\$1,091,742				\$1,000,000
1991	\$1,667,352			\$91,356	\$568,875			\$75,000	\$1,975,000
1992	\$2,735,743			\$246,653	\$473,567			\$142,500	\$750,000
1993	\$3,338,482			\$163,207	\$254,550			\$142,500	
1994	\$4,134,140	\$440,183		\$128,579	\$669,144			\$142,500	
1995	\$3,500,732	\$345,593		\$201,995	\$524,100			\$142,500	
1996	\$3,310,563	\$488,150		\$102,564	\$428,431			\$221,950	\$700,000
1997	\$3,214,204	\$204,487		\$183,473	\$989,125			\$197,098	
1998	\$3,522,001	\$178,370	\$50,914	\$180,275	\$208,740	\$6,412		\$237,612	
1999	\$3,738,822	\$236,022	\$173,746	\$548,796	\$349,800	\$20,600		\$192,500	
2000	\$5,118,522	\$276,488	\$537,273	\$229,195	\$80,000	\$52,000		\$198,549	
2001	\$5,257,006	\$424,328	\$252,024	\$394,092	\$234,245	\$80,665		\$259,777	
2002	\$3,106,777	\$80,622	\$216,616	\$216,969	\$322,418	\$120,211		\$232,500	\$1,776,000
2003	\$4,207,188	\$144,035	\$323,845	\$313,835	\$114,170	\$79,860		\$200,000	
2004	\$4,252,202	\$418,133	\$485,945	\$184,517	\$132,596	\$103,268	\$13,234	\$525,000	
2005	\$2,903,051	\$818,975	\$595,411	\$201,811	\$64,591	\$88,852	\$76,349	\$240,000	
2006	\$2,395,493	\$748,884	\$477,285	\$263,432	\$40,000	\$30,495	\$103,157	\$240,000	
2007	\$3,133,207	\$722,564	\$463,459	\$390,125	\$103,298	\$14,814	\$82,124	\$240,000	
2008	\$4,140,308	\$1,005,280	\$783,423	\$228,681	\$384,680	\$44,686	\$147,445	\$240,000	\$2,807,618
Total	\$65,485,016	\$6,532,114	\$4,359,941	\$4,269,555	\$7,138,797	\$641,863	\$147,445	\$3,869,986	\$9,008,618

2004 admin fee includes fee for FY04 & FY05

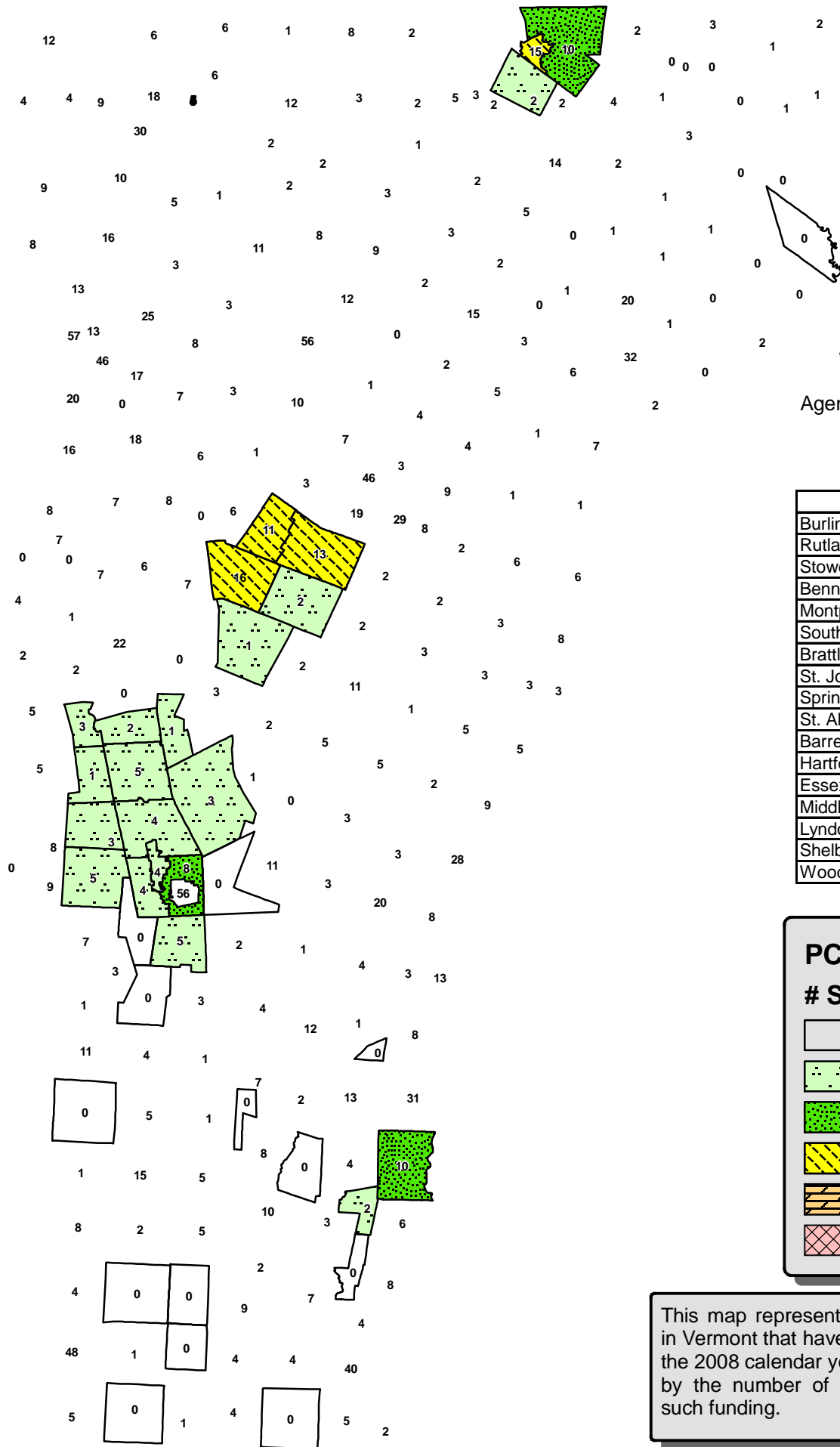
updated on 12/31/2008

Attachment 6				
Number of Sites with Affected Receptors from Petroleum Releases				
Year	Public Water Supply	Private Water Supplies	Surface Water	Indoor Air
1987	3	2	10	8
1988	1	2	10	2
1989	3	9	8	4
1990	3	9	16	4
1991	6	22	15	3
1992	2	14	15	2
1993	3	6	7	3
1994	1	8	8	3
1995	2	5	6	1
1996	6	11	17	20
1997	1	3	7	6
1998	1	3	8	4
1999	1	6	4	3
2000	0	10	6	6
2001	1	4	2	8
2002	4	9	8	10
2003	3	2	7	5
2004	1	8	13	8
2005	0	3	2	12
2006	3	11	10	8
2007	1	3	2	7
2008	0	5	4	9
Total	46	155	185	136

For each site with an affected receptor the number of actual Vermonters exposed to contamination can vary. The actual users for public water supplies can be as low as 25 people per system to as high as many thousands of users. For sites with affected private water supplies, the number of contaminated wells depends on the specific conditions of the site. On average there are approximately three contaminated wells discovered per site, with an average of 3 users per household. However, one of the 147 sites listed above involved contamination to over 80 wells affecting approximately 240 users, and a site discovered in 2002 involves contamination to over 30 wells, including a public water supply, affecting 100s of users. Sites with surface water impacts can affect both public health and the environment. High concentrations of petroleum in a stream can cause detrimental affects to biota, and lead to an increased exposure to stream users. Lastly, sites with indoor air impacts can lead to the greatest risk to public health. Petroleum vapors entering a home can be at levels that are explosive. More often petroleum vapors reach levels that pose a serious health risk. Of the 120 sites with indoor air impacts, the number of exposed individuals varied from site to site. An average site involves three homes affected with approximately three persons per home.

Sites that are discovered with contamination affecting a sensitive receptor requires immediate response. It is critical that the Petroleum Cleanup Fund maintain an adequate balance so that there are no delays in efforts to mitigate the serious public health and environmental threats presented at these sites.

Attachment 7: Distribution of Vermont PCF Sites



TOWN	PCF SITES
Burlington	57
Rutland City	56
Stowe	56
Bennington	48
Montpelier	46
South Burlington	46
Brattleboro	40
St. Johnsbury	32
Springfield	31
St. Albans City	30
Barre City	29
Hartford	28
Essex	25
Middlebury	22
Lyndon	20
Shelburne	20
Woodstock	20

PCF Sites By Town

Sites

- 0
- 1 - 5
- 6 - 10
- 11 - 19
- 20 - 29
- 30+

+

1:1,000,000

This map represents the distribution of sites in Vermont that have received PCF funding in the 2008 calendar year. Towns are labeled by the number of sites that have received such funding.