

**State Fiscal Year 2026**  
**Clean Water Budget**  
*Drafting Approach*

1. Setting Budget targets

2. Estimating Base needs and assigning Clean Water Fund or Capital Bill dollars

3. Identifying short term influxes and appropriate one time uses

4. Verifying distribution of budget against statutory priorities.

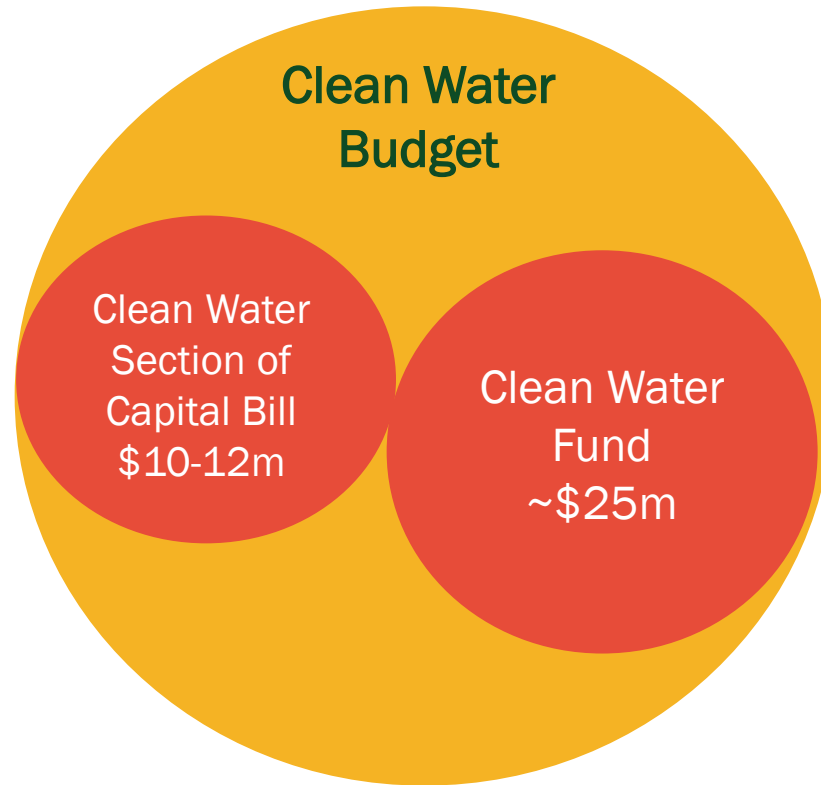
No.	Agency	Activity	SFY26 BASE FUNDS			SFY26 Compared to SFY25 Base Funds	SFY26 ONE-TIME FUNDS		SFY26 Compared to SFY25 One-Time Funds	Total SFY26 (Base + One-Time)	SFY26 Total Compared to SFY25 Total
			Clean Water Fund	Capital Bill	Subtotal Base Funds		Clean Water Fund Unallocated/Unreserved	Subtotal One-Time Funds			
<b>Clean Water Budget Statutory Priority Tier 1 (Items of Equal Priority)</b>											
1.1	ANR-DEC (CWIP)	Water Quality Restoration Formula Grants to Clean Water Service Providers & O&M	7,210,000		7,210,000	-			(1,150,000)	7,210,000	(1,150,000)
1.2	ANR-DEC (CWIP)	Basin Planning, Basin Water Quality Council Participation, Education, and Outreach	750,000		750,000	-			-	750,000	-
<b>1.3 Water Quality Enhancement Grants</b>											
1.31	ANR-DEC (CWIP)	Statewide Non-regulatory Clean Water Projects	5,000,000		5,000,000	-			-	5,000,000	-
1.32	VHCB	Land Conservation and Water Quality Projects		2,000,000	2,000,000	-			-	2,000,000	-
1.4	AAFM	Water Quality Grants to Partners and Farmers	8,000,000	2,650,000	10,650,000	2,205,113	2,250,000	2,250,000	2,036,887	12,900,000	4,240,000
<b>1.5 Agency and Partner Operating Support</b>											
1.51	AAFM	Program Support	1,000,000		1,000,000	100,000			-	1,000,000	100,000
1.52	ANR-DEC (CWIP)	Program and Partner Support	1,500,000		1,500,000	570,000	500,000	500,000	(200,000)	2,000,000	370,000
<b>Tier 1 SUBTOTAL</b>			<b>23,460,000</b>	<b>4,650,000</b>	<b>28,110,000</b>	<b>2,873,113</b>	<b>2,750,000</b>	<b>2,750,000</b>	<b>686,887</b>	<b>30,860,000</b>	<b>3,560,000</b>
<b>Tier 1 % of Total</b>			<b>83%</b>	<b>47%</b>	<b>73%</b>		<b>46%</b>	<b>46%</b>		<b>70%</b>	
<b>Clean Water Budget Statutory Priority Tier 2 (Items of Equal Priority)</b>											
<b>2.1 Outreach and Implementation of Forestry Acceptable Management Practices for Maintaining Water Quality</b>											
2.11	ANR-FPR	Forestry Water Quality Practices and Portable Skidder Bridges	144,000		144,000	-			-	144,000	-
2.12	ANR-FPR	Implement BMPs at State Forests, Parks, and Recreational Access Roads		550,000	550,000	-			-	550,000	-
<b>2.2 Municipal Stormwater Implementation</b>											
2.21	VTrans	Municipal Road Grants-In-Aid (MRGP)	3,000,000		3,000,000	-			-	3,000,000	-
2.22	VTrans	Municipal Better Roads (MRGP)	1,000,000		1,000,000	-	750,000	750,000	(250,000)	1,750,000	(250,000)
2.24	ANR-DEC (CWIP)	Municipal Three-Acre General Permit and NS4 <sup>1</sup>			-	-			-	-	-
2.3	VHCB	Water Quality Farm Improvement and Retirement Projects		800,000	800,000	-			-	800,000	-
2.4	ANR-DEC (CWIP)	Innovative or Alternative Technologies or Practices to Improve Water Quality	200,000		200,000	200,000	200,000	200,000	(550,000)	400,000	(350,000)
<b>Tier 2 SUBTOTAL</b>			<b>4,344,000</b>	<b>1,350,000</b>	<b>5,694,000</b>	<b>200,000</b>	<b>650,000</b>	<b>650,000</b>	<b>(800,000)</b>	<b>6,544,000</b>	<b>(800,000)</b>
<b>Tier 2 % of Total</b>			<b>15%</b>	<b>14%</b>	<b>19%</b>		<b>16%</b>	<b>16%</b>		<b>19%</b>	
<b>Clean Water Budget Statutory Priority Tier 3</b>											
3.1	ANR-DEC (WFP)	Developed Lands Implementation Grants <sup>2</sup>	200,000		200,000	200,000	2,300,000	2,300,000	2,300,000	2,500,000	2,500,000
<b>Tier 3 SUBTOTAL</b>			<b>200,000</b>	<b>-</b>	<b>200,000</b>	<b>200,000</b>	<b>2,300,000</b>	<b>2,300,000</b>	<b>2,300,000</b>	<b>2,500,000</b>	<b>2,500,000</b>
<b>Tier 3 % of Total</b>			<b>1%</b>	<b>0%</b>	<b>1%</b>		<b>38%</b>	<b>38%</b>		<b>6%</b>	
<b>Clean Water Budget Other Priorities</b>											
4.1	ANR-DEC (Lakes)	Lakes in Crisis Fund	120,000		120,000	-			-	120,000	-
4.2	AcA	Stormwater Utility Payments (\$25K each)	25,000		25,000	-			-	25,000	-
4.3	ACCD	Better Connections and Downtown Transportation Fund	100,000		100,000	100,000			-	100,000	100,000
<b>Capital Bill Profiles</b>											
4.4	ANR-DEC (WFP)	State Match to Clean Water State Revolving Fund (CWSRF) Federal Grant <sup>3</sup>			-	(1,600,000)			-	-	(1,600,000)
4.5	ANR-DEC (CWIP)	Municipal Pollution Control Grants <sup>4</sup>		4,000,000	4,000,000	700,000			-	4,000,000	700,000
<b>Other SUBTOTAL</b>			<b>245,000</b>	<b>4,000,000</b>	<b>4,245,000</b>	<b>(800,000)</b>	<b>-</b>	<b>-</b>	<b>-</b>	<b>4,245,000</b>	<b>(800,000)</b>
<b>Other % of Total</b>			<b>1%</b>	<b>40%</b>	<b>11%</b>		<b>0%</b>	<b>0%</b>		<b>10%</b>	
<b>Total Proposed for Appropriation<sup>5</sup></b>			<b>28,249,000</b>	<b>10,000,000</b>	<b>38,249,000</b>	<b>2,473,113</b>	<b>6,000,000</b>	<b>6,000,000</b>	<b>2,186,887</b>	<b>44,249,000</b>	<b>4,660,000</b>
Anticipated SFY26 Revenue/Sources			28,482,062	10,000,000	38,482,062					38,482,062	
Estimated Unallocated/Unreserved Clean Water Fund Revenue							6,028,050	6,028,050		6,028,050	
Anticipated Total Available			28,482,062	10,000,000	38,482,062		6,028,050	6,028,050		44,510,112	
Balance = Total Available - Total Requested			233,062	-	233,062		28,050	28,050		261,112	

Agency	SFY26 BASE FUNDS			SFY26 Compared to SFY25 Base Funds	SFY26 ONE-TIME FUNDS		SFY26 Compared to SFY25 One-Time Funds	Total SFY26 (Base + One-Time)	SFY26 Total Compared to SFY25 Total
	Clean Water Fund	Capital Bill	Subtotal Base Funds		Clean Water Fund Unallocated/Unreserved	Subtotal One-Time Funds			
AAFM	8,000,000	2,650,000	10,650,000	2,205,113	2,250,000	2,250,000	2,036,887	13,900,000	4,340,000
ACCD	100,000	-	100,000	100,000	-	-	-	100,000	100,000
ANR (DEC)	14,980,000	4,000,000	18,980,000	70,000	3,000,000	3,000,000	400,000	21,980,000	470,000
ANR (FPR)	144,000	550,000	694,000	-	-	-	-	694,000	-
AcA	25,000	-	25,000	-	-	-	-	25,000	-
VHCB	-	2,800,000	2,800,000	-	-	-	-	2,800,000	-
VTrans	4,000,000	-	4,000,000	-	750,000	750,000	(250,000)	4,750,000	(250,000)
<b>Total Proposed for Appropriation<sup>6</sup></b>									
<b>28,249,000 10,000,000 38,249,000 2,473,113 6,000,000 6,000,000 2,186,887 44,249,000 4,660,000</b>									

# Setting Clean Water Budget targets

## Capital Dollars

- ~\$10-12 million annually
- The Capital Bill operates on a biennial basis



## Clean Water Fund Dollars

- ~\$25 million annually based on three revenue sources
- The Clean Water Fund is managed based on revenue projections.
- Bi-annual Clean Water Fund Operating Statements are provided to the Clean Water Board (July/August, and January/February).
- Budget target uses the revenue projection from the most recently provided Clean Water Fund operating statement.

1. Setting Budget targets
2. Estimating Base needs and assigning Clean Water Fund or Capital Bill dollars
3. Identifying short term influxes and appropriate one time uses
4. Verifying distribution of budget against statutory priorities.

No.	Agency	Activity	SFY26 BASE FUNDS			SFY26 Compared to SFY25 Base Funds	SFY26 ONE-TIME FUNDS		SFY26 Compared to SFY25 One-Time Funds	Total SFY26 (Base + One-Time)	SFY26 Total Compared to SFY25 Total
			Clean Water Fund	Capital Bill	Subtotal Base Funds		Clean Water Fund Unallocated/Unreserved	Subtotal One-Time Funds			
<b>Clean Water Budget Statutory Priority Tier 1 (Items of Equal Priority)</b>											
1.1	ANR-DEC (CWIP)	Water Quality Restoration Formula Grants to Clean Water Service Providers	7,210,000	-	7,210,000	-	-	-	(1,150,000)	7,210,000	(1,150,000)
1.2	ANR-DEC (CWIP)	Basin Planning, Basin Water Quality Councils, Pollution Prevention, and C&E each	750,000	-	750,000	-	-	-	-	750,000	-
1.3	Water Quality Enhancement Grants		-	-	-	-	-	-	-	-	-
1.3.1	VTIans	Statewide Regulatory Clean Water Projects	5,000,000	-	5,000,000	-	-	-	-	5,000,000	-
1.5	VHCB	Land Conservation and Water Quality Projects	-	2,000,000	2,000,000	-	-	-	-	2,000,000	-
1.5.1	AAAFM	Water Quality Grants to Partners and Farmers	8,000,000	2,650,000	10,650,000	2,205,115	2,250,000	2,250,000	2,036,887	12,900,000	4,240,000
1.5.2	Agency and Partner Operating Support		-	-	-	-	-	-	-	-	-
1.51	AAAFM	Program Support	1,000,000	-	1,000,000	100,000	-	-	-	1,000,000	100,000
1.52	ANR-DEC (CWIP)	Program and Partner Support	1,500,000	-	1,500,000	570,000	500,000	500,000	(200,000)	2,000,000	370,000
<b>Tier 1 SUBTOTAL</b>			<b>23,460,000</b>	<b>4,650,000</b>	<b>28,110,000</b>	<b>2,873,113</b>	<b>2,750,000</b>	<b>2,750,000</b>	<b>686,887</b>	<b>30,860,000</b>	<b>3,560,000</b>
<b>Tier 1 % of Total</b>			<b>83%</b>	<b>47%</b>	<b>73%</b>		<b>46%</b>	<b>46%</b>		<b>70%</b>	
<b>Clean Water Budget Statutory Priority Tier 2 (Items of Equal Priority)</b>											
<b>2.1 Outreach and Implementation of Forestry Acceptable Management Practices for Maintaining Water Quality</b>											
2.11	ANR-FPR	Forestry Water Quality Practices and Portable Skidder Bridges	144,000	-	144,000	-	-	-	-	144,000	-
2.12	ANR-FPR	Implement BMPs at State Forests, Parks, and Recreational Access Roads	-	550,000	550,000	-	-	-	-	550,000	-
<b>2.2 Municipal Stormwater Implementation</b>											
2.21	VTIans	Municipal Roads Grants-In-Aid (MRGP)	3,000,000	-	3,000,000	-	-	-	-	3,000,000	-
2.22	VTIans	Municipal Better Roads (MRGP)	1,000,000	-	1,000,000	-	750,000	750,000	(250,000)	1,750,000	(250,000)
2.24	ANR-DEC (CWIP)	Municipal Three-Acre General Permit and NS4 <sup>1</sup>	-	-	-	-	-	-	-	-	-
2.3	VHCB	Water Quality Farm Improvement and Retirement Projects	-	800,000	800,000	-	-	-	-	800,000	-
2.4	ANR-DEC (CWIP)	Innovative or Alternative Technologies or Practices to Improve Water Quality	200,000	-	200,000	200,000	200,000	200,000	(550,000)	400,000	(350,000)
<b>Tier 2 SUBTOTAL</b>			<b>4,344,000</b>	<b>1,350,000</b>	<b>5,694,000</b>	<b>200,000</b>	<b>650,000</b>	<b>650,000</b>	<b>(800,000)</b>	<b>6,544,000</b>	<b>(800,000)</b>
<b>Tier 2 % of Total</b>			<b>15%</b>	<b>14%</b>	<b>19%</b>		<b>16%</b>	<b>16%</b>		<b>19%</b>	
<b>Clean Water Budget Statutory Priority Tier 3</b>											
3.1	ANR-DEC (WFP)	Developed Lands Implementation Grants <sup>2</sup>	200,000	-	200,000	200,000	2,300,000	2,300,000	2,300,000	2,500,000	2,500,000
<b>Tier 3 SUBTOTAL</b>			<b>200,000</b>	<b>-</b>	<b>200,000</b>	<b>200,000</b>	<b>2,300,000</b>	<b>2,300,000</b>	<b>2,300,000</b>	<b>2,500,000</b>	<b>2,500,000</b>
<b>Tier 3 % of Total</b>			<b>1%</b>	<b>0%</b>	<b>1%</b>		<b>38%</b>	<b>38%</b>		<b>6%</b>	
<b>Clean Water Budget Other Priorities</b>											
4.1	ANR-DEC (Lakes)	Lakes in Crisis Fund	120,000	-	120,000	-	-	-	-	120,000	-
4.2	AcA	Stormwater Utility Payments (\$25K each)	25,000	-	25,000	-	-	-	-	25,000	-
4.3	ACCD	Better Connections and Downtown Transportation Fund	100,000	-	100,000	100,000	-	-	-	100,000	100,000
<b>Capital Bill Priorities</b>			<b>-</b>	<b>-</b>	<b>-</b>	<b>-</b>	<b>-</b>	<b>-</b>	<b>-</b>	<b>-</b>	<b>-</b>
4.4	ANR-DEC (WFP)	State Match to Clean Water State Revolving Fund (CWSRF) Federal Grant <sup>3</sup>	-	-	-	(1,600,000)	-	-	-	-	(1,600,000)
4.5	ANR-DEC (WFP)	Municipal Pollution Control Grants <sup>4</sup>	-	4,000,000	4,000,000	700,000	-	-	-	4,000,000	700,000
<b>Other SUBTOTAL</b>			<b>245,000</b>	<b>4,000,000</b>	<b>4,245,000</b>	<b>(800,000)</b>	<b>-</b>	<b>-</b>	<b>-</b>	<b>4,245,000</b>	<b>(800,000)</b>
<b>Other % of Total</b>			<b>1%</b>	<b>40%</b>	<b>11%</b>		<b>0%</b>	<b>0%</b>		<b>10%</b>	
<b>Total Proposed for Appropriation<sup>5</sup></b>			<b>28,249,000</b>	<b>10,000,000</b>	<b>38,249,000</b>	<b>2,473,113</b>	<b>6,000,000</b>	<b>6,000,000</b>	<b>2,186,887</b>	<b>44,249,000</b>	<b>4,660,000</b>
Anticipated SFY26 Revenue/Sources			28,482,062	10,000,000	38,482,062	-	-	-	-	38,482,062	-
Estimated Unallocated/Unreserved Clean Water Fund Revenue			-	-	-	-	6,028,050	6,028,050	-	6,028,050	-
<b>Anticipated Total Available</b>			<b>28,482,062</b>	<b>10,000,000</b>	<b>38,482,062</b>	<b>-</b>	<b>6,028,050</b>	<b>6,028,050</b>	<b>-</b>	<b>44,510,112</b>	<b>-</b>
<b>Balance=Total Available-Total Requested</b>			<b>233,062</b>	<b>-</b>	<b>233,062</b>	<b>-</b>	<b>28,050</b>	<b>28,050</b>	<b>-</b>	<b>261,112</b>	<b>-</b>

Agency	SFY26 BASE FUNDS			SFY26 Compared to SFY25 Base Funds	SFY26 ONE-TIME FUNDS		SFY26 Compared to SFY25 One-Time Funds	Total SFY26 (Base + One-Time)	SFY26 Total Compared to SFY25 Total
	Clean Water Fund	Capital Bill	Subtotal Base Funds		Clean Water Fund Unallocated/Unreserved	Subtotal One-Time Funds			
AAAFM	9,000,000	2,650,000	11,650,000	2,303,113	2,250,000	2,250,000	2,036,887	13,900,000	4,340,000
ACCD	100,000	-	100,000	100,000	-	-	-	100,000	100,000
ANR (DEC)	14,980,000	4,000,000	18,980,000	70,000	3,000,000	3,000,000	400,000	21,980,000	470,000
ANR (FPR)	144,000	550,000	694,000	-	-	-	-	694,000	-
AcA	25,000	-	25,000	-	-	-	-	25,000	-
VHCB	-	2,800,000	2,800,000	-	-	-	-	2,800,000	-
VTIans	4,000,000	-	4,000,000	-	750,000	750,000	(250,000)	4,750,000	(250,000)
<b>Total Proposed for Appropriation<sup>6</sup></b>									
<b>28,249,000 10,000,000 38,249,000 2,473,113 6,000,000 6,000,000 2,186,887 44,249,000 4,660,000</b>									

## Allocation of “Base” Funds

1. Base funding allocations proposed for ongoing Clean Water Fund revenue projections and Capital Bill allocations
  - a. Goal of maintaining funding program stability, in-pace with program growth/demands long-term where feasible, without relying on short-term influxes of revenue or federal dollars
  - b. Critical to maintain the non-federal match necessary to leverage ongoing/core federal dollars
2. Base funding amounts parsed out by Clean Water Fund and Capital Bill sources
  - a. Maximize use of Capital Bill dollars for capital-eligible activities and reserve Clean Water Fund dollars to support non-capital eligible activities
  - b. Limit Capital Bill dollars to as few line items as possible for administrative purposes
  - c. Reserve Clean Water Fund dollars for Clean Water Fund statutory priorities ([10 V.S.A. § 1389](#))

1. Setting Budget targets
2. Estimating Base needs and assigning Clean Water Fund or Capital Bill dollars
3. Identifying short term influxes and appropriate one time uses
4. Verifying distribution of budget against statutory priorities.

No.	Agency	Activity	SFY26 BASE FUNDS			SFY26 Compared to SFY25 Base Funds	SFY26 ONE-TIME FUNDS			Total SFY26 (Base + One-Time)	SFY26 Total Compared to SFY25 Total
			Clean Water Fund	Capital Bill	Subtotal Base Funds		Clean Water Fund Unallocated/Unreserved	Subtotal One-Time Funds	SFY26 Compared to SFY25 One-Time Funds		
<b>Clean Water Budget Statutory Priority Tier 1 (Items of Equal Priority)</b>											
1.1	ANR-DEC (CWIP)	Water Quality Restoration Formula Grants to Clean Water Service Providers & O&M	7,210,000		7,210,000				(1,150,000)	7,210,000	(1,150,000)
1.2	ANR-DEC (CWIP)	Basin Planning, Basin Water Quality Council Participation, Education, and Outreach	750,000		750,000					750,000	-
<b>1.3 Water Quality Enhancement Grants</b>											
1.31	ANR-DEC (CWIP)	Statewide Non-regulatory Clean Water Projects	5,000,000		5,000,000					5,000,000	-
1.32	VHCB	Land Conservation and Water Quality Projects		2,000,000	2,000,000					2,000,000	-
1.4	AAFM	Water Quality Grants to Partners and Farmers	8,000,000	2,650,000	10,650,000	2,205,113	2,250,000	2,250,000	2,036,887	12,900,000	4,240,000
<b>1.5 Agency and Partner Operating Support</b>											
1.51	AAFM	Program Support	1,000,000		1,000,000	100,000				1,000,000	100,000
1.52	ANR-DEC (CWIP)	Program and Partner Support	1,500,000		1,500,000	570,000	500,000	500,000	(200,000)	2,000,000	370,000
<b>Tier 1 SUBTOTAL</b>			<b>23,460,000</b>	<b>4,650,000</b>	<b>28,110,000</b>	<b>2,873,113</b>	<b>2,750,000</b>	<b>2,750,000</b>	<b>686,887</b>	<b>30,860,000</b>	<b>3,560,000</b>
<b>Tier 1 % of Total</b>			<b>83%</b>	<b>47%</b>	<b>73%</b>		<b>46%</b>	<b>46%</b>		<b>70%</b>	
<b>Clean Water Budget Statutory Priority Tier 2 (Items of Equal Priority)</b>											
<b>2.1 Outreach and Implementation of Forestry Acceptable Management Practices for Maintaining Water Quality</b>											
2.11	ANR-FPR	Forestry Water Quality Practices and Portable Skidder Bridges	144,000		144,000					144,000	-
2.12	ANR-FPR	Implement BMPs at State Forests, Parks, and Recreational Access Roads		550,000	550,000					550,000	-
<b>2.2 Municipal Stormwater Implementation</b>											
2.21	VTrans	Municipal Road Grants-In-Aid (MRGP)	3,000,000		3,000,000					3,000,000	-
2.22	VTrans	Municipal Better Roads (MRGP)	1,000,000		1,000,000		750,000	750,000	(250,000)	1,750,000	(250,000)
2.24	ANR-DEC (CWIP)	Municipal Three-Acre General Permit and NS4 <sup>1</sup>									-
2.3	VHCB	Water Quality Farm Improvement and Retirement Projects		800,000	800,000					800,000	-
2.4	ANR-DEC (CWIP)	Innovative Practices, Technologies or Practices to Improve Water Quality	200,000		200,000	200,000	200,000	200,000	(550,000)	400,000	(350,000)
<b>Tier 2 SUBTOTAL</b>			<b>4,344,000</b>	<b>1,350,000</b>	<b>5,694,000</b>	<b>200,000</b>	<b>650,000</b>	<b>650,000</b>	<b>(800,000)</b>	<b>6,544,000</b>	<b>(800,000)</b>
<b>Tier 2 % of Total</b>			<b>15%</b>	<b>14%</b>	<b>19%</b>		<b>16%</b>	<b>16%</b>		<b>19%</b>	
<b>Clean Water Budget Statutory Priority Tier 3</b>											
3.1	ANR-DEC (WFP)	Developed Lands Implementation Grants <sup>2</sup>	200,000		200,000	200,000	2,300,000	2,300,000	2,300,000	2,500,000	2,500,000
<b>Tier 3 SUBTOTAL</b>			<b>200,000</b>	<b>-</b>	<b>200,000</b>	<b>200,000</b>	<b>2,300,000</b>	<b>2,300,000</b>	<b>2,300,000</b>	<b>2,500,000</b>	<b>2,500,000</b>
<b>Tier 3 % of Total</b>			<b>1%</b>	<b>0%</b>	<b>1%</b>		<b>38%</b>	<b>38%</b>		<b>6%</b>	
<b>Clean Water Budget Other Priorities</b>											
4.1	ANR-DEC (Lakes)	Lakes in Crisis Fund	120,000		120,000					120,000	-
4.2	AcA	Stormwater Utility Payments (\$25K each)	25,000		25,000					25,000	-
4.3	ACCD	Better Connections and Downtown Transportation Fund	100,000		100,000	100,000				100,000	100,000
<b>Capital Bill Priorities</b>											
4.4	ANR-DEC (WFP)	State Match to Clean Water State Revolving Fund (CWSRF) Federal Grant <sup>3</sup>				(1,600,000)					(1,600,000)
4.5	ANR-DEC (WFP)	Municipal Pollution Control Grants <sup>4</sup>		4,000,000	4,000,000	700,000				4,000,000	700,000
<b>Other SUBTOTAL</b>			<b>245,000</b>	<b>4,000,000</b>	<b>4,245,000</b>	<b>(800,000)</b>	<b>-</b>	<b>-</b>	<b>-</b>	<b>4,245,000</b>	<b>(800,000)</b>
<b>Other % of Total</b>			<b>1%</b>	<b>40%</b>	<b>11%</b>		<b>0%</b>	<b>0%</b>		<b>10%</b>	
<b>Total Proposed for Appropriation<sup>5</sup></b>			<b>28,249,000</b>	<b>10,000,000</b>	<b>38,249,000</b>	<b>2,473,113</b>	<b>6,000,000</b>	<b>6,000,000</b>	<b>2,186,887</b>	<b>44,249,000</b>	<b>4,660,000</b>
Anticipated SFY26 Revenue/Sources			28,482,062	10,000,000	38,482,062					38,482,062	
Estimated Unallocated/Unreserved Clean Water Fund Revenue							6,028,050	6,028,050		6,028,050	
<b>Anticipated Total Available</b>			<b>28,482,062</b>	<b>10,000,000</b>	<b>38,482,062</b>		<b>6,028,050</b>	<b>6,028,050</b>		<b>44,510,112</b>	
<b>Balance=Total Available-Total Requested</b>			<b>233,062</b>	<b>-</b>	<b>233,062</b>		<b>28,050</b>	<b>28,050</b>		<b>261,112</b>	

Agency	SFY26 BASE FUNDS			SFY26 Compared to SFY25 Base Funds	SFY26 ONE-TIME FUNDS			Total SFY26 (Base + One-Time)	SFY26 Total Compared to SFY25 Total		
	Clean Water Fund	Capital Bill	Subtotal Base Funds		Clean Water Fund Unallocated/Unreserved	Subtotal One-Time Funds	SFY26 Compared to SFY25 One-Time Funds				
AAFM	8,000,000	2,650,000	10,650,000	2,205,113	2,250,000	2,250,000	2,036,887	13,900,000	4,340,000		
ACCD	100,000	-	100,000	100,000	-	-	-	100,000	100,000		
ANR (DEC)	14,980,000	4,000,000	18,980,000	70,000	3,000,000	3,000,000	400,000	21,980,000	470,000		
ANR (FPR)	144,000	550,000	694,000	-	-	-	-	694,000	-		
AcA	25,000	-	25,000	-	-	-	-	25,000	-		
VHCB	-	2,800,000	2,800,000	-	-	-	-	2,800,000	-		
VTrans	4,000,000	-	4,000,000	-	750,000	750,000	(250,000)	4,750,000	(250,000)		
<b>Total Proposed for Appropriation<sup>6</sup></b>			<b>28,249,000</b>	<b>10,000,000</b>	<b>38,249,000</b>	<b>2,473,113</b>	<b>6,000,000</b>	<b>6,000,000</b>	<b>2,186,887</b>	<b>44,249,000</b>	<b>4,660,000</b>

1. Setting Budget targets
2. Estimating Base needs and assigning Clean Water Fund or Capital Bill dollars
3. Identifying short term influxes and appropriate one time uses
4. Verifying distribution of budget against statutory priorities.

No.	Agency	Activity	SFY26 BASE FUNDS			SFY26 Compared to SFY25 Base Funds	SFY26 ONE-TIME FUNDS		SFY26 Compared to SFY25 One-Time Funds	Total SFY26 (Base + One-Time)	SFY26 Total Compared to SFY25 Total
			Clean Water Fund	Capital Bill	Subtotal Base Funds		Clean Water Fund Unallocated/Unreserved	Subtotal One-Time Funds			
Clean Water Budget Statutory Priority Tier 1 (Items of Equal Priority)											
1.1	ANR-DEC (CWIP)	Water Quality Restoration Formula Grants to Clean Water Service Providers & O&M	7,210,000		7,210,000	-			(1,150,000)	7,210,000	(1,150,000)
1.2	ANR-DEC (CWIP)	Basin Planning, Basin Water Quality Council Participation, Education, and Outreach	750,000		750,000	-			-	750,000	-
1.3 Water Quality Enhancement Grants											
1.31	ANR-DEC (CWIP)	Statewide Non-regulatory Clean Water Projects	5,000,000		5,000,000	-			-	5,000,000	-
1.32	VHCB	Land Conservation and Water Quality Projects		2,000,000	2,000,000	-			-	2,000,000	-
1.4	AAFM	Water Quality Grants to Partners and Farmers	8,000,000	2,650,000	10,650,000	2,203,113	2,250,000	2,250,000	2,036,887	12,900,000	4,240,000
1.5 Agency and Partner Operating Support											
1.51	AAFM	Program Support	1,000,000		1,000,000	100,000			-	1,000,000	100,000
Tier 1 SUBTOTAL			23,460,000	4,650,000	28,110,000	2,873,113	2,750,000	2,750,000	686,887	30,860,000	3,560,000
Tier 1 % of Total			83%	47%	73%		46%	46%		70%	
Clean Water Budget Statutory Priority Tier 2											
2.1 Outreach and Implementation of Forestry Acceptable Management Practices for Maintaining Water Quality											
2.11	ANR-FPR	Forestry Water Quality Practices and Portable Skidder Bridges	144,000		144,000	-			-	144,000	-
2.12	ANR-FPR	Implement BMPs at State Forests, Parks, and Recreational Access Roads		550,000	550,000	-			-	550,000	-
2.2 Municipal Stormwater Implementation											
2.21	VTrans	Municipal Roads Grants-In-Aid (MRGP)	3,000,000		3,000,000	-			-	3,000,000	-
2.22	VTrans	Municipal Better Roads (MRGP)	1,000,000		1,000,000	-	750,000	750,000	(250,000)	1,750,000	(250,000)
2.24	ANR-DEC (CWIP)	Municipal Three-Acre General Permit and NS4 <sup>1</sup>			-	-			-	-	-
2.3	VHCB	Water Quality Farm Improvement and Retirement Projects		800,000	800,000	-			-	800,000	-
2.4 ANR-DEC (CWIP) Watershed or Alternative Technology or Practices to Improve Water Quality											
Tier 2 SUBTOTAL			4,344,000	1,350,000	5,694,000	200,000	650,000	650,000	(600,000)	6,544,000	(600,000)
Tier 2 % of Total			15%	14%	19%		16%	16%		19%	
Clean Water Budget Statutory Priority Tier 3											
3.1 ANR-DEC (CWIP) Drinking Water Implementation Grant <sup>2</sup>											
Tier 3 SUBTOTAL			200,000	-	200,000	200,000	2,300,000	2,300,000	2,300,000	2,900,000	2,900,000
Tier 3 % of Total			1%	0%	1%		38%	38%		6%	
Clean Water Budget Other Priorities											
4.1	ANR-DEC (Lakes)	Lakes in Crisis Fund	120,000		120,000	-			-	120,000	-
4.2	AcA	Stormwater Utility Payments (\$25K each)	25,000		25,000	-			-	25,000	-
4.3	ACCD	Better Connections and Downtown Transportation Fund	100,000		100,000	100,000			-	100,000	100,000
Capital Bill Priorities											
4.4	ANR-DEC (WIFIP)	State Match to Clean Water State Revolving Fund (CWSRF) Federal Grant <sup>3</sup>			-	(1,600,000)			-	-	(1,600,000)
4.5	ANR-DEC (WIFIP)	Municipal Pollution Control Grants <sup>4</sup>		4,000,000	4,000,000	700,000			-	4,000,000	700,000
Other SUBTOTAL			245,000	4,000,000	4,245,000	(800,000)	-	-	-	4,245,000	(800,000)
Other % of Total			1%	40%	11%		0%	0%		10%	
Total Proposed for Appropriation <sup>5</sup>			28,249,000	10,000,000	38,249,000	2,473,113	6,000,000	6,000,000	2,186,887	44,249,000	4,560,000
Anticipated SFY26 Revenue/Sources			28,482,062	10,000,000	38,482,062					38,482,062	
Estimated Unallocated/Unreserved Clean Water Fund Revenue					-		6,028,050	6,028,050		6,028,050	
Anticipated Total Available			28,482,062	10,000,000	38,482,062		6,028,050	6,028,050		44,510,112	
Balance=Total Available-Total Requested			233,062	-	233,062		28,050	28,050		261,112	

Agency	SFY26 BASE FUNDS			SFY26 Compared to SFY25 Base Funds	SFY26 ONE-TIME FUNDS		SFY26 Compared to SFY25 One-Time Funds	Total SFY26 (Base + One-Time)	SFY26 Total Compared to SFY25 Total		
	Clean Water Fund	Capital Bill	Subtotal Base Funds		Clean Water Fund Unallocated/Unreserved	Subtotal One-Time Funds					
AAFM	8,000,000	2,650,000	11,650,000	2,203,113	2,250,000	2,250,000	2,036,887	13,900,000	4,240,000		
ACCD	100,000	-	100,000	100,000	-	-	-	100,000	100,000		
ANR (DEC)	14,980,000	4,000,000	18,980,000	70,000	3,000,000	3,000,000	400,000	21,980,000	470,000		
ANR (FPR)	144,000	550,000	694,000	-	-	-	-	694,000	-		
AcA	25,000	-	25,000	-	-	-	-	25,000	-		
VHCB	-	2,800,000	2,800,000	-	-	-	-	2,800,000	-		
VTrans	4,000,000	-	4,000,000	-	750,000	750,000	(250,000)	4,750,000	(250,000)		
Total Proposed for Appropriation <sup>6</sup>			28,249,000	10,000,000	38,249,000	2,473,113	6,000,000	6,000,000	2,186,887	44,249,000	4,560,000

No.	Agency	Activity	SFY26 BASE FUNDS			SFY26 Compared to SFY25 Base Funds	SFY26 ONE-TIME FUNDS		SFY26 Compared to SFY25 One-Time Funds	Total SFY26 (Base + One-Time)	SFY26 Total Compared to SFY25 Total
			Clean Water Fund	Capital Bill	Subtotal Base Funds		Clean Water Fund Unallocated/Unreserved	Subtotal One-Time Funds			
<b>Clean Water Budget Statutory Priority Tier 1 (Items of Equal Priority)</b>											
1.1	ANR-DEC (CWIP)	Water Quality Restoration Formula Grants to Clean Water Service Providers & O&M	7,210,000		7,210,000	-			(1,150,000)	7,210,000	(1,150,000)
1.2	ANR-DEC (CWIP)	Basin Planning, Basin Water Quality Council Participation, Education, and Outreach	750,000		750,000	-			-	750,000	-
1.3	<b>Water Quality Enhancement Grants</b>										
1.31	ANR-DEC (CWIP)	Statewide Non-regulatory Clean Water Projects	5,000,000		5,000,000	-			-	5,000,000	-
1.32	VHCB	Land Conservation and Water Quality Projects		2,000,000	2,000,000	-			-	2,000,000	-
1.4	AAFM	Water Quality Grants to Partners and Farmers	8,000,000	2,650,000	10,650,000	2,205,115	2,250,000	2,250,000	2,036,887	12,900,000	4,240,000
1.5	<b>Agency and Partner Operating Support</b>										
1.51	AAFM	Program Support	1,000,000		1,000,000	100,000			-	1,000,000	100,000
1.52	ANR-DEC (CWIP)	Program and Partner Support	1,500,000		1,500,000	570,000	500,000	500,000	(200,000)	2,000,000	370,000
<b>Tier 1 SUBTOTAL</b>			<b>23,460,000</b>	<b>4,650,000</b>	<b>28,110,000</b>	<b>2,873,113</b>	<b>2,750,000</b>	<b>2,750,000</b>	<b>686,887</b>	<b>30,860,000</b>	<b>3,560,000</b>
<b>Tier 1 % of Total</b>			<b>83%</b>	<b>47%</b>	<b>73%</b>		<b>46%</b>	<b>46%</b>		<b>70%</b>	
<b>Clean Water Budget Statutory Priority Tier 2 (Items of Equal Priority)</b>											
2.1	<b>Outreach and Implementation of Forestry Acceptable Management Practices for Maintaining Water Quality</b>										
2.11	ANR-FPR	Forestry Water Quality Practices and Portable Skidder Bridges	144,000		144,000	-			-	144,000	-
2.12	ANR-FPR	Implement BMPs at State Forests, Parks, and Recreational Access Roads		550,000	550,000	-			-	550,000	-
2.2	<b>Municipal Stormwater Implementation</b>										
2.21	VTrans	Municipal Roads Grants-In-Aid (MRGP)	3,000,000		3,000,000	-			-	3,000,000	-
2.22	VTrans	Municipal Better Roads (MRGP)	1,000,000		1,000,000	-	750,000	750,000	(250,000)	1,750,000	(250,000)
2.24	ANR-DEC (CWIP)	Municipal Three-Acre General Permit and MS4 <sup>1</sup>			-	-			-	-	-
2.3	VHCB	Water Quality Farm Improvement and Retirement Projects		800,000	800,000	-			-	800,000	-
2.4	ANR-DEC (CWIP)	Innovative or Alternative Technologies or Practices to Improve Water Quality	200,000		200,000	200,000	200,000	200,000	(550,000)	400,000	(350,000)
<b>Tier 2 SUBTOTAL</b>			<b>4,344,000</b>	<b>1,350,000</b>	<b>5,694,000</b>	<b>200,000</b>	<b>650,000</b>	<b>650,000</b>	<b>(800,000)</b>	<b>6,544,000</b>	<b>(800,000)</b>
<b>Tier 2 % of Total</b>			<b>15%</b>	<b>14%</b>	<b>19%</b>		<b>16%</b>	<b>16%</b>		<b>19%</b>	
<b>Clean Water Budget Statutory Priority Tier 3</b>											
3.1	ANR-DEC (WFP)	Developed Lands Implementation Grants <sup>2</sup>	200,000		200,000	200,000	2,300,000	2,300,000	2,300,000	2,500,000	2,500,000
<b>Tier 3 SUBTOTAL</b>			<b>200,000</b>	<b>-</b>	<b>200,000</b>	<b>200,000</b>	<b>2,300,000</b>	<b>2,300,000</b>	<b>2,300,000</b>	<b>2,500,000</b>	<b>2,500,000</b>
<b>Tier 3 % of Total</b>			<b>1%</b>	<b>0%</b>	<b>1%</b>		<b>38%</b>	<b>38%</b>		<b>6%</b>	
<b>Clean Water Budget Other Priorities</b>											
4.1	ANR-DEC (Lakes)	Lakes in Crisis Fund	120,000		120,000	-			-	120,000	-
4.2	AcA	Stormwater Utility Payments (\$25K each)	25,000		25,000	-			-	25,000	-
4.3	ACCD	Better Connections and Downtown Transportation Fund	100,000		100,000	100,000	-	-	-	100,000	100,000
<b>Capital Bill Priorities</b>					-	-	-	-	-	-	-
4.4	ANR-DEC (WFP)	State Match to Clean Water State Revolving Fund (CWSRF) Federal Grant <sup>3</sup>			-	(1,600,000)			-	-	(1,600,000)
4.5	ANR-DEC (WFP)	Municipal Pollution Control Grants <sup>4</sup>		4,000,000	4,000,000	700,000	-	-	-	4,000,000	700,000
<b>Other SUBTOTAL</b>			<b>245,000</b>	<b>4,000,000</b>	<b>4,245,000</b>	<b>(800,000)</b>	<b>-</b>	<b>-</b>	<b>-</b>	<b>4,245,000</b>	<b>(800,000)</b>
<b>Other % of Total</b>			<b>1%</b>	<b>40%</b>	<b>11%</b>		<b>0%</b>	<b>0%</b>		<b>10%</b>	
<b>Total Proposed for Appropriation<sup>5</sup></b>			<b>28,249,000</b>	<b>10,000,000</b>	<b>38,249,000</b>	<b>2,473,113</b>	<b>6,000,000</b>	<b>6,000,000</b>	<b>2,186,887</b>	<b>44,249,000</b>	<b>4,660,000</b>
<b>Anticipated SFY26 Revenue/Sources</b>			<b>28,482,062</b>	<b>10,000,000</b>	<b>38,482,062</b>					<b>38,482,062</b>	
<b>Estimated Unallocated/Unreserved Clean Water Fund Revenue</b>							<b>6,028,050</b>	<b>6,028,050</b>		<b>6,028,050</b>	
<b>Anticipated Total Available</b>			<b>28,482,062</b>	<b>10,000,000</b>	<b>38,482,062</b>		<b>6,028,050</b>	<b>6,028,050</b>		<b>44,510,112</b>	
<b>Balance=Total Available-Total Requested</b>			<b>233,062</b>	<b>-</b>	<b>233,062</b>		<b>28,050</b>	<b>28,050</b>		<b>261,112</b>	

Priority Tier 1

Priority Tier 2

Priority Tier 3

Other Priorities Tier

Organized by three budget priority tiers based on statutory priorities ([10 V.S.A. § 1389 \(e\)](#)), plus “other” priorities category

Agency	SFY26 BASE FUNDS			SFY26 Compared to SFY25 Base Funds	SFY26 ONE-TIME FUNDS		SFY26 Compared to SFY25 One-Time Funds	Total SFY26 (Base + One-Time)	SFY26 Total Compared to SFY25 Total		
	Clean Water Fund	Capital Bill	Subtotal Base Funds		Clean Water Fund Unallocated/Unreserved	Subtotal One-Time Funds					
AAFM	8,000,000	2,650,000	10,650,000	2,205,115	2,250,000	2,250,000	2,036,887	13,900,000	4,340,000		
ACCD	100,000	-	100,000	100,000	-	-	-	100,000	100,000		
ANR (DEC)	14,980,000	4,000,000	18,980,000	70,000	3,000,000	3,000,000	400,000	21,980,000	470,000		
ANR (FPR)	144,000	550,000	694,000	-	-	-	-	694,000	-		
AcA	25,000	-	25,000	-	-	-	-	25,000	-		
VHCB	-	2,800,000	2,800,000	-	-	-	-	2,800,000	-		
VTrans	4,000,000	-	4,000,000	-	750,000	750,000	(250,000)	4,750,000	(250,000)		
<b>Total Proposed for Appropriation<sup>6</sup></b>			<b>28,249,000</b>	<b>10,000,000</b>	<b>38,249,000</b>	<b>2,473,113</b>	<b>6,000,000</b>	<b>6,000,000</b>	<b>2,186,887</b>	<b>44,249,000</b>	<b>4,660,000</b>



**State Fiscal Year 2026**

**Clean Water Budget**

***Draft Recommendation at a Glance***

# SFY 2026 Clean Water Budget Totals by Funding Source

$$\begin{matrix} \$28.5 \\ \text{MILLION} \end{matrix} + \begin{matrix} \$10 \\ \text{MILLION} \end{matrix} + \begin{matrix} \$6 \\ \text{MILLION} \end{matrix} = \begin{matrix} \text{\$} \\ \text{MILLION} \end{matrix} 44.5$$

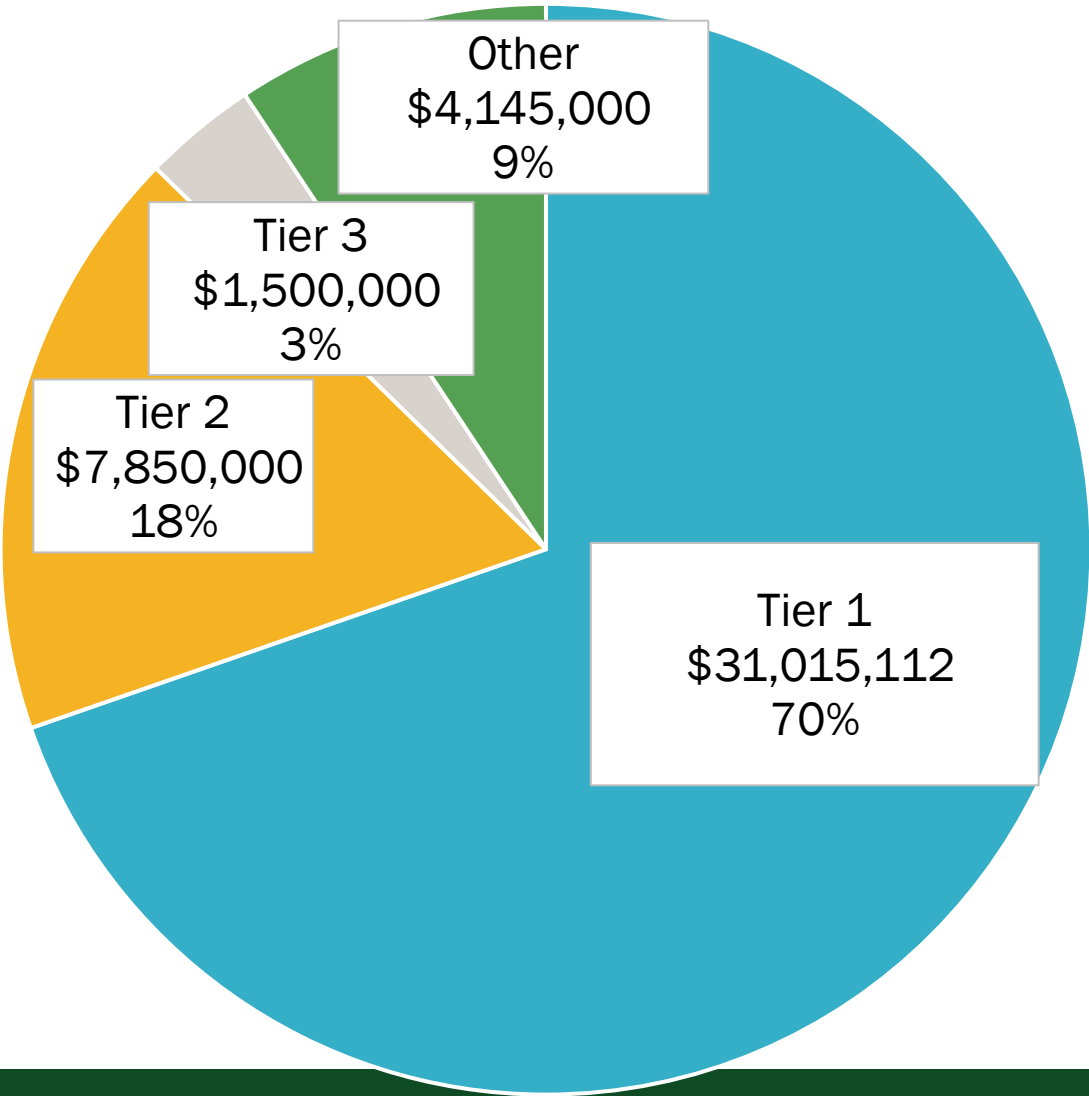
Estimated SFY 2026 Clean Water Fund revenue from Meals and Rooms Tax, Property Transfer Tax Clean Water Surcharge, and Unclaimed Bottle Deposits.

SFY 2026 funds from clean water section of the Capital Bill.

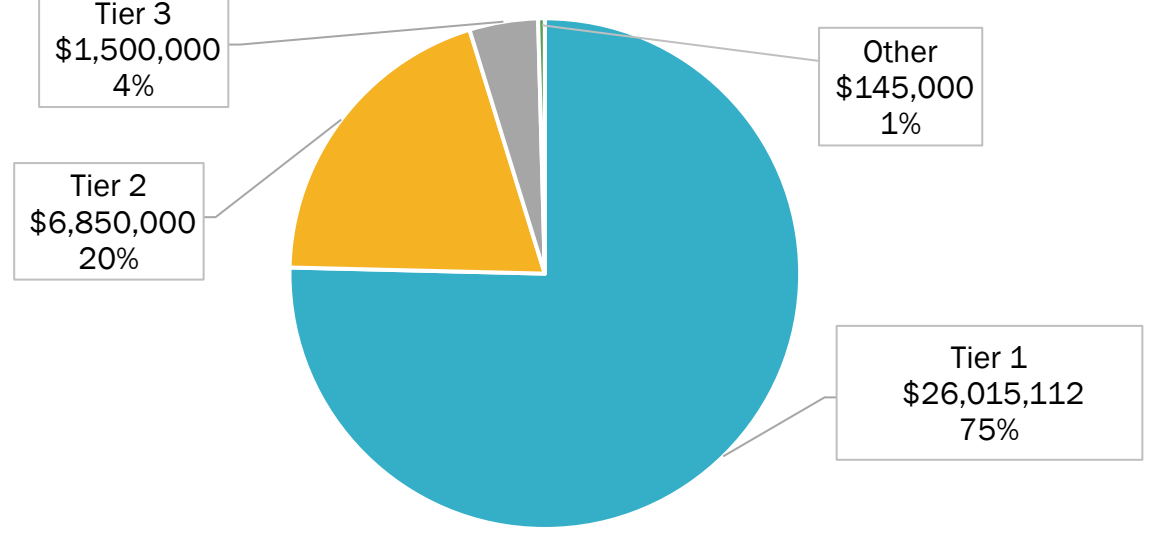
Unallocated/unreserved Clean Water Fund budgeted as “one-time” funds in SFY2026.

Estimated State Fiscal Year 2026 Clean Water Budget.

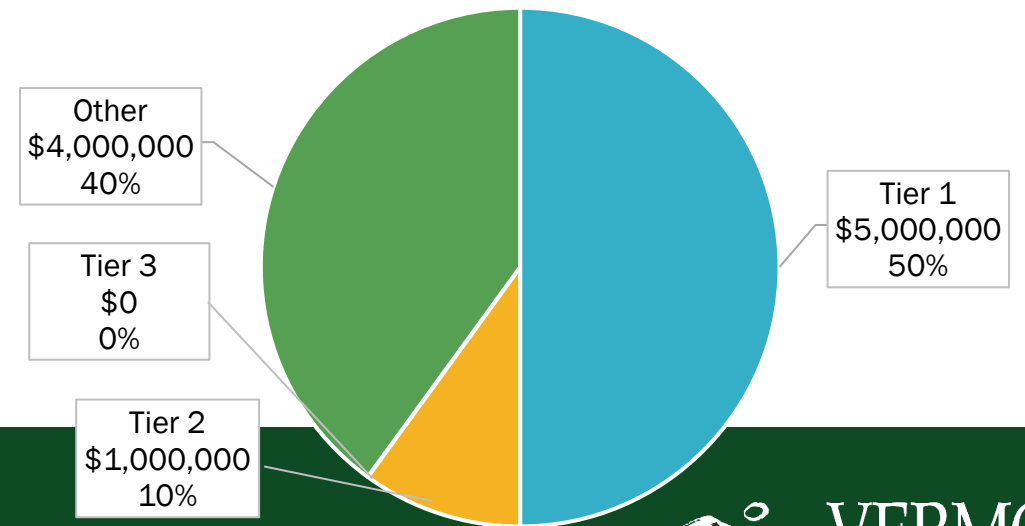
Percent of Clean Water Budget by Priority Tier



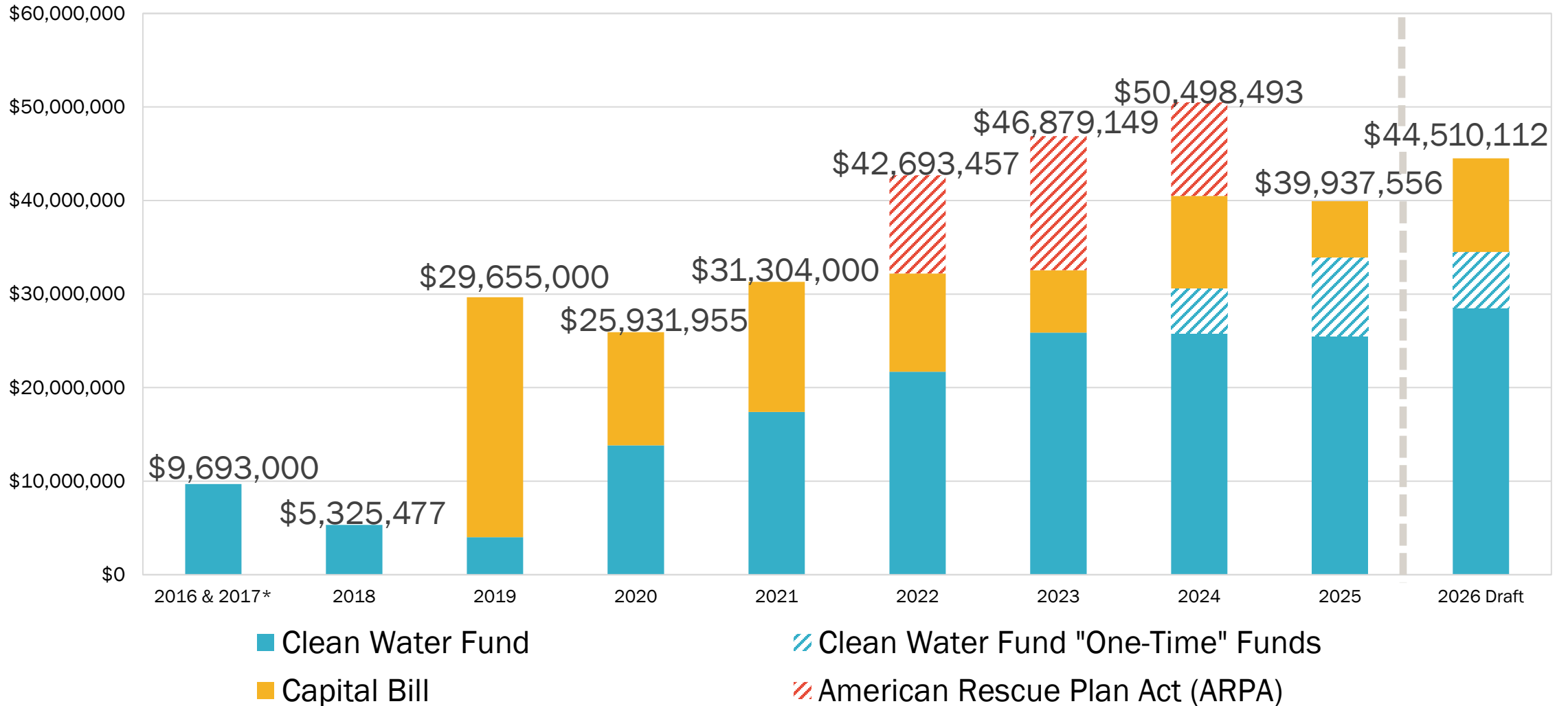
Percent of Clean Water Fund by Priority Tier



Percent of Capital Bill by Priority Tier



# Clean Water Budget by Funding Source & State Fiscal Year



\*Note that SFY 2016 and 2017 funds were programmed together.