

Title: 34th Annual Petroleum Cleanup Fund (PCF) Report

Year: 2022

Prime Contact: Matt Moran

Date Reported: 1/15/2022

Committee: Vermont General Assembly

Authorizing Law #: 10 V.S.A.

Section #: §§ 1941(e), 1942(a), & 1942(b)

Executive Summary

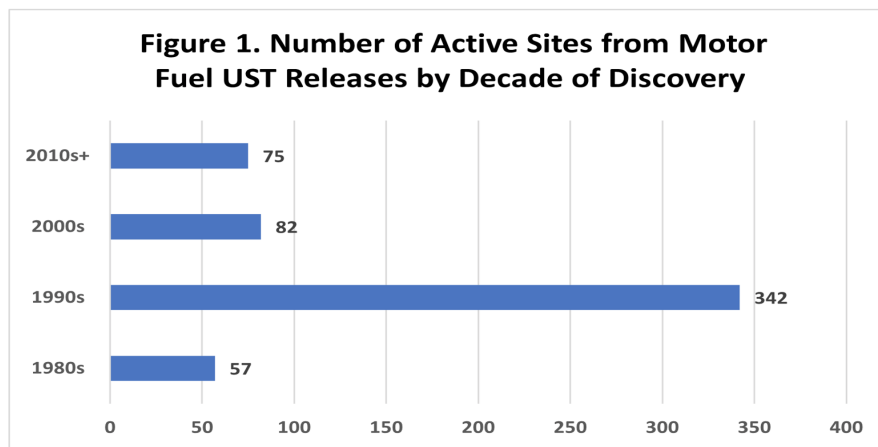
This is the 34th annual report of the [Petroleum Cleanup Fund \(PCF\) Advisory Committee](#) and will provide a review of receipts and disbursements for fiscal year 2021, in accordance with 10 V.S.A. § 1941 and will evaluate the effectiveness of the PCF in meeting its legislative intent. In fiscal year 2021 the PCF continued to be the primary financial responsibility mechanism for Vermont underground storage tank (UST) owners, which is required by state and federal law. The PCF also provided financial resources to remediate petroleum contamination at schools, homes, businesses, farms, churches, public works facilities and in [233 towns throughout Vermont](#). The PCF funds remediation of releases that threaten public health and the environment. Since the inception of the fund, petroleum releases have been discovered at more than 4,000 properties (3,226 of these have PCF payments – [see details](#)) with contamination discovered in drinking water wells, in the indoor air of homes and businesses, seeping into surface water and at dangerous levels in public utility lines. Without the PCF many Vermont businesses, homeowners and public entities would struggle to pay for expensive cleanups. Critical site cleanup work remains at nearly 1,000 properties contaminated by releases from petroleum USTs and aboveground storage tanks (ASTs). The continued success of the PCF depends upon the continued solvency of the fund.

Key Takeaways

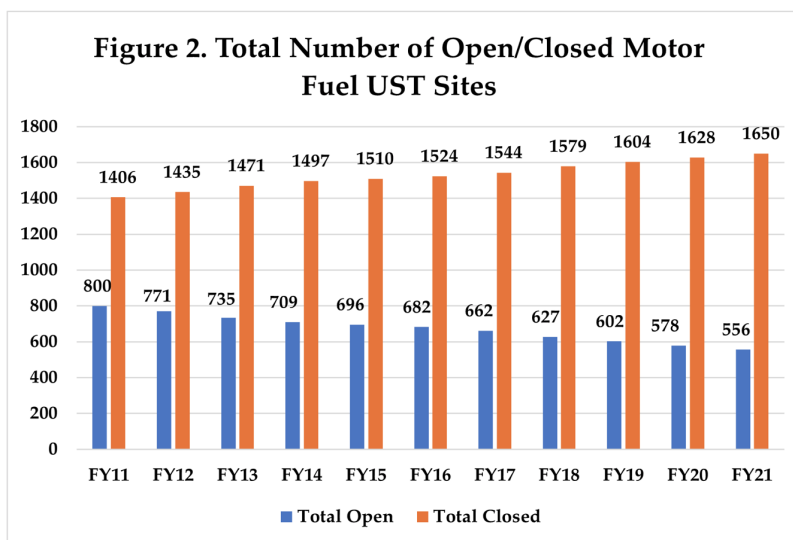
- The PCF is comprised of two accounts: a motor fuel, and a heating oil account. Each maintained a positive balance throughout the year, and the overall fund balance met the required financial assurance requirements for permitted motor fuel UST owners. The PCF's [Fund Balance Report](#) details receipts and disbursements and ending balances. Though the fund has a healthy balance, actuarial studies completed in 2005 and 2016 each found that the fund was *“technically insolvent”* since *“projected liabilities exceeded assets of the fund.”*
- The motor fuel UST site backlog continues to pose a significant risk to fund solvency. However, prevention and cleanup efforts continue to outstrip new releases and over the past decade the total backlog of open contaminated sites has been reduced by over 30%.
- The [AST Rules](#) are working. In the four years since the inspection requirements went into effect in August 2017, releases and cleanup costs are down by 18% and 47% respectively, as compared to the four preceding years. See Figure 3 and discussion on page 3.

Discussion

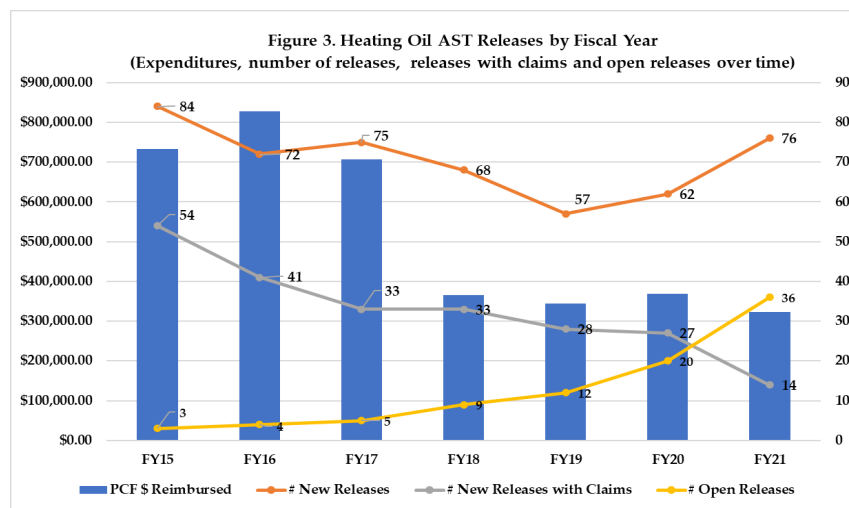
- Motor fuel UST backlog risk to solvency:** The motor fuel account has significant financial risk associated with the backlog of 556 open motor fuel UST sites. As shown in Figure 1, over 70% of these sites are over 20 years old, are from unprotected tanks, and are the most challenging and costly to cleanup. The legacy of these sites is that we have an estimated motor fuel tank liability of nearly \$50M based on the 2016 actuarial study. Many of these older sites now require groundwater reclassification and active cleanup under the amended [Groundwater Protection Rule and Strategy](#) that became effective Jul. 6, 2019.



- Motor fuel UST backlog progress:** In the past decade, this backlog has been reduced by 244 sites. Leak prevention efforts have considerably slowed new releases from motor fuel USTs, allowing site cleanups to outpace new contaminated sites as shown in Figure 2.



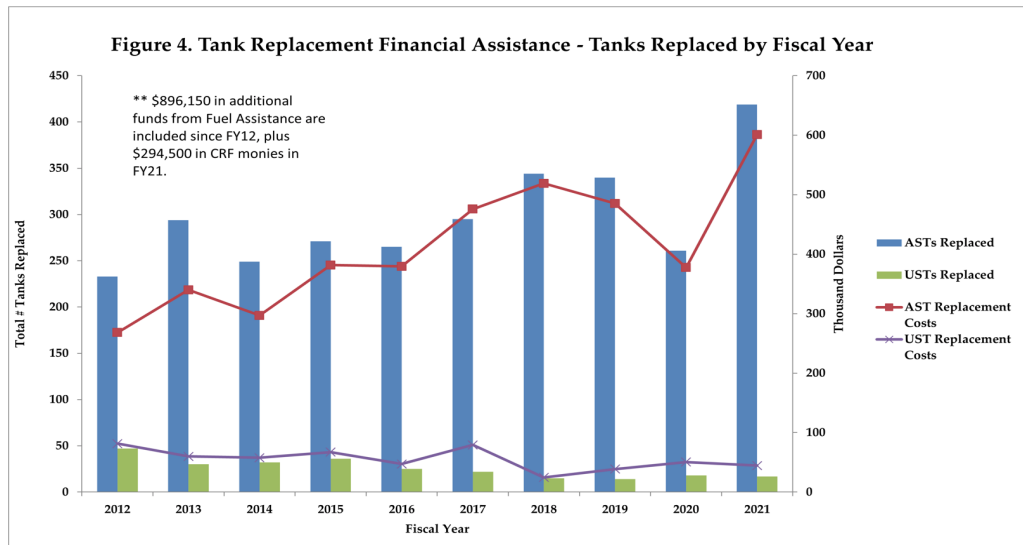
- The heating oil account:** For the fourth consecutive fiscal year, this account experienced significantly lower cleanup expenditures and a positive balance. Historically, this account has been unsustainable. This success appears attributable to increased prevention efforts through both new AST regulations and increased tank replacement financial assistance. The [AST Rules](#) were revised in August 2017 in response to [Act 76](#) and require tank inspections every three years and include a delivery prohibition to tanks that are “red-tagged” due to high risk of a fuel release. Over 570 reported, red-tagged tanks were repaired or replaced in 2021, and over 2,800 since the rules were implemented in 2017; many of these received financial assistance. Figure 3 depicts a clear reduction in cleanup costs beginning in fiscal year 2018.



- Tank Financial Assistance:** Providing financial assistance to vulnerable Vermonters is important to reduce risk to human health and the environment from releases and to prevent heating insecurity. Since inception, the PCF assistance program has funded the replacement or upgrade of 4,310 ASTs and removed 746 single-walled home heating oil USTs. Figure 4 shows data from the last decade – the spike in AST replacements last year is due primarily due to additional federal Coronavirus Relief Funding as discussed further below.

AST Assistance: In fiscal year 2021, the PCF assisted lower income Vermonters by paying \$285,584 to replace 209 red-tagged ASTs; 50 awards totaling \$56,500 were unused, partially due to COVID-19 recipient health concerns. Coronavirus Relief Funding (CRF) totaling \$294,500 was used to replace 199 red-tagged ASTs; 47 awards totaling \$61,000 were unused. Federal LIHEAP monies totaling \$20,650 were used to replace 11 red-tagged ASTs; 15 awards were unused totaling \$30,000. All told, ANR assisted with replacing 419 ASTs and reimbursed \$600,734 using Vermont PCF and federal CRF and LIHEAP monies.

UST Assistance: In fiscal year 2021, the PCF assisted lower income Vermonters by paying \$44,690 to replace 17 USTs. At 14 of these locations, a new AST was installed for fuel storage. Most AST replacements were at a Hyde Park manufactured home park.



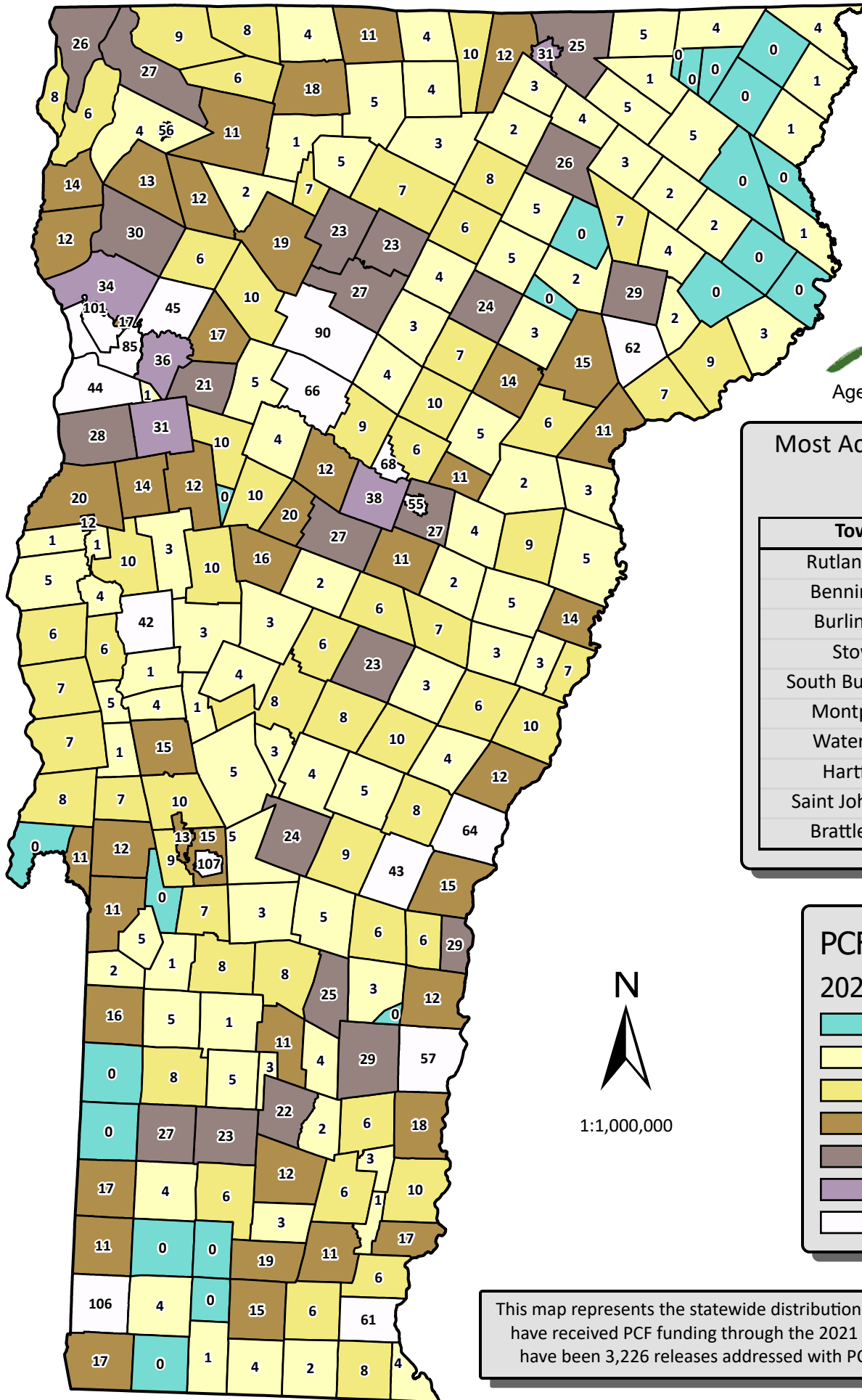
- COVID-19 Impacts:** The pandemic has negatively impacted the PCF and will continue to do so in fiscal year 2021.

Motor Fuel: Revenue from motor fuel distributor licensing fees were down by 16.7% or nearly \$600,000 in fiscal year 2021 versus the pre-pandemic norm. This is an improvement over the 23% revenue drop experienced during the initial pandemic shutdown in the spring of 2020; that end of fiscal year impact resulted in a 7.8% reduction in distributor licensing fees in fiscal year 2020. The current reductions will likely continue due to less vehicle travel, primarily commuting, due to many sectors adopting liberal telework policies.

Heating Oil: Homeowner health concerns hindered the ability of technicians to enter numerous residences in fiscal year 2021. Thousands of tanks were not inspected by the August 15, 2020 deadline, precluding replacement of numerous high risk basement ASTs. In response, Vermont Agency of Natural Resources issued guidance on “virtual inspections” as well as “enforcement discretion” for these situations through May 1, 2021. With increased vaccinations, much of this concern has abated but some fuel dealers have still not inspected all customer tanks, due in part to pandemic related staffing shortages.

- Recommended Statutory Changes to Chapter 59:** The PCF Advisory Committee recommends that 10 V.S.A. §1941(b)(7) be amended to read, “*administrative and field supervision costs incurred by the Secretary in carrying out the provisions of this subchapter. Annual disbursements shall not exceed ~~six~~ 10 percent of annual receipts.*” The effective date would take effect on July 1, 2022.

Attachment 1: Distribution of Vermont PCF Releases



Most Active Vermont PCF Towns

Town	Total Sites
Rutland City	107
Bennington	106
Burlington	101
Stowe	90
South Burlington	85
Montpelier	68
Waterbury	66
Hartford	64
Saint Johnsbury	62
Brattleboro	61

PCF Sites by Town 2021

0
1 - 5
6 - 10
11 - 20
21 - 30
31 - 40
41 +

This map represents the statewide distribution of petroleum releases that have received PCF funding through the 2021 fiscal year. In total, there have been 3,226 releases addressed with PCF funding in 233 towns.

Attachment 2A
Expenditures by Site - All Years Through June 2021
Motor Fuel

Site Location	PCF Site Name	PCF - 3rd Party	Remediation	UST Assistance	UST Loans	Grand Total
Addison	Addison Four Corners Store		38,183.23			38,183.23
Addison	Tri Town Water Treatment Facility		41,450.65			41,450.65
Addison	West Addison General Store		39,026.45			39,026.45
Addison	Yankee Kingdom Landscaping		27,967.84			27,967.84
Albany	Albany General Store		47,018.68			47,018.68
Albany	Black River Farm		2,768.71			2,768.71
Albany	Chaffee's General Store		7,621.08			7,621.08
Alburgh	Alburgh Country Store		21,350.56			21,350.56
Alburgh	Alburgh Mobil Short Stop	2,198.31	154,187.29			156,385.60
Alburgh	Alburgh Sunoco		64,877.14			64,877.14
Alburgh	Crossroads Mobil		590,199.10			590,199.10
Alburgh	former Kestlers Market		37,958.20			37,958.20
Alburgh	Medor Bulk Plant		25,058.09			25,058.09
Alburgh	Miller Residence		0.00			0.00
Alburgh	Poissant Auto		35,046.44			35,046.44
Alburgh	Robinsons Quick Stop		84,367.65			84,367.65
Alburgh	West residence		1,698.10			1,698.10
Andover	B & B Auto		41,651.87			41,651.87
Arlington	Arlington P.O., former LMC Service Ctr.		50,692.17			50,692.17
Arlington	Hosley Residence/Farm		9,504.26			9,504.26
Arlington	Miles Fuels		52,426.69			52,426.69
Arlington	Miles Lumber Co		16,991.08			16,991.08
Arlington	Moose Hollow I G A		2,486.44			2,486.44
Arlington	Phyllis Warren Property		18,517.30			18,517.30
Arlington	Stewarts Ice Cream		14,685.08			14,685.08
Arlington	Whelan Residence	262.15	40,251.14			40,513.29
Bakersfield	Paul's (formerly Charley's) Quick Stop		199,792.27			199,792.27
Barnard	Barnard General Store		312,298.01			312,298.01
Barnet	Barnet Town Garage		21,791.72			21,791.72
Barnet	Gilman Property		7,920.19			7,920.19
Barnet	Knowlton Residence		0.00			0.00
Barnet	Passumpscic Village Store	2,082.99	99,325.44			101,408.43
Barnet	Precision Metals		5,337.35			5,337.35
Barnet	Vermont Mold and Tool		11,243.58			11,243.58
Barnet	Websters Store		80,159.30			80,159.30
Barnet	West Barnet Garage	8,909.70	532,590.15			541,499.85
Barnet	West Barnet General Store		140,944.35			140,944.35
Barre City	Atlantic	39,635.93	155,556.41			195,192.34
Barre City	Barre Army Navy Store		461.96			461.96
Barre City	Barre Coal Tar		8,869.93			8,869.93
Barre City	Barre Jiffy Mart		16,514.83			16,514.83
Barre City	Barre Shell (former Dave's Mini Mart)		3,602.84			3,602.84
Barre City	Bellavance Trucking		37,544.68			37,544.68
Barre City	Dailey Residence		1,465.00			1,465.00
Barre City	Elmer Property		13,718.25			13,718.25
Barre City	Fisher Auto Parts		11,602.29			11,602.29
Barre City	Former Goodyear Store		20,432.37			20,432.37
Barre City	former James Dente property		15,716.64			15,716.64
Barre City	Irving Oil Bulk Plant		29,393.83			29,393.83
Barre City	Johnson and Dix Bulk Plant		42,792.34			42,792.34
Barre City	LLEDNEW, Inc		13,524.75			13,524.75
Barre City	Marcell Ave		53,651.65			53,651.65
Barre City	McGoffs Sunoco		387,228.28			387,228.28
Barre City	Nichols Block		8,386.30			8,386.30
Barre City	North End Deli 114 BE4	584.81	525,304.34			525,889.15
Barre City	R&J Citgo		33,255.93			33,255.93
Barre City	Stone's Service Center	664.43	42,876.05			43,540.48
Barre City	Washington Apartments		9,795.30			9,795.30
Barre City	Z's Northern Properties		761.25			761.25
Barre Town	Cameron's Garage		7,275.38			7,275.38
Barre Town	East Barre Roundabout		5,984.08			5,984.08
Barre Town	Former Pratt Farm		3,387.39			3,387.39
Barre Town	Ladds Motor Transfer		22,853.38			22,853.38
Barre Town	Lafirria Residence		0.00			0.00

Attachment 2A
Expenditures by Site - All Years Through June 2021
Motor Fuel

Site Location	PCF Site Name	PCF - 3rd Party	Remediation	UST Assistance	UST Loans	Grand Total
Barre Town	Milan Residence		14,739.75			14,739.75
Barre Town	Pacetti Property		19,660.40			19,660.40
Barre Town	Pacetti Residence		14,719.40			14,719.40
Barre Town	Quarry Hill Quik Stop		323,862.82			323,862.82
Barre Town	Reynolds And Son Property	50,052.44	542,133.21			592,185.65
Barton	Barton Motors	4,699.10	448,921.52			453,620.62
Barton	Bickford Libby Residence		7,270.37			7,270.37
Barton	Butlers Bus Service	77,291.65	508,256.57			585,548.22
Barton	Croteau Property in Orleans Village	66,130.01	109,603.21			175,733.22
Barton	Crystal Lake Outlet	-1,525.44	8,058.47			6,533.03
Barton	D&C Transport		28,155.56			28,155.56
Barton	Donna Geoffrey Residence		0.00			0.00
Barton	Illuzzi Law Offices		0.00			0.00
Barton	Maple Lane Nursing And Retirement Home	27,776.03	216,154.75			243,930.78
Barton	Orleans One Stop Mini Mart #298		17,818.12			17,818.12
Barton	Parkview Garage		19,697.30			19,697.30
Belvidere	Tallmans Store		41,591.82			41,591.82
Bennington	* Tansitor Electronics Incorp		8,680.62			8,680.62
Bennington	120 Benmont Ave		16,930.31			16,930.31
Bennington	215 Benmont Ave, Former Haynes And Kane		957.62			957.62
Bennington	272 Ben Mont Ave.		0.00			0.00
Bennington	Alcaro Motors		6,051.17			6,051.17
Bennington	Apollo Fuel Former Bulk Plant		7,959.27			7,959.27
Bennington	Apollo Industries/Johnson Fuels		4,463.50			4,463.50
Bennington	BENNCO - former		19,435.01			19,435.01
Bennington	Bennington College		0.00			0.00
Bennington	Bennington College Orchard C & E		1,234.70			1,234.70
Bennington	Bennington County Industrial Corp		3,755.30			3,755.30
Bennington	Bennington Fish Culture Station		42,141.89			42,141.89
Bennington	Bennington Heating & Cooling		6,999.87			6,999.87
Bennington	Bennington Iron Works	3,716.60	28,352.17			32,068.77
Bennington	Bennington Museum Offsite Building		10,132.09			10,132.09
Bennington	Bennington Town Offices		2,772.70			2,772.70
Bennington	Burgess Brothers Construction		3,271.61			3,271.61
Bennington	C & R Getty		13,779.43			13,779.43
Bennington	Charlies Mobil		25,632.83			25,632.83
Bennington	Cumberland Farms #4006		9,547.35			9,547.35
Bennington	Davey Oil		2,573.97			2,573.97
Bennington	Fleming Texaco	2,068.38	72,910.28			74,978.66
Bennington	Former Daniel Fager's Facility		51,017.34			51,017.34
Bennington	Hemmings Sunoco		33,260.77			33,260.77
Bennington	Ideal Fuels And Fence Co		14,775.19			14,775.19
Bennington	Johnsons Fuel Service Inc		12,043.84			12,043.84
Bennington	Kaplan Residence		19,948.80			19,948.80
Bennington	Martins Mini Mart		21,791.28			21,791.28
Bennington	Mincer's Market		18,485.15			18,485.15
Bennington	Morse Block		29,472.79			29,472.79
Bennington	Mount Anthony Union High School		10,616.39			10,616.39
Bennington	Nemer Motors, Former Morrison Sales And		44,256.32			44,256.32
Bennington	Pauls Fish Fry	67.30	459.25			526.55
Bennington	Roadside	282.88				282.88
Bennington	Robert Greene Inc		25,084.56			25,084.56
Bennington	Robert Sausville Residence		956.99			956.99
Bennington	Sage City Syndicate		284,473.39			284,473.39
Bennington	Sargents Short Stop		21,414.76			21,414.76
Bennington	Sweet Residence		11,190.44			11,190.44
Bennington	Taraden B & B		1,287.24			1,287.24
Bennington	Tuttles True Value		7,011.41			7,011.41
Bennington	United Counseling Svces (frmr Wolfe Prop		6,262.83			6,262.83
Bennington	Vermont Roofing		27,219.93			27,219.93
Bennington	Vt State Liquor Store		8,527.94			8,527.94
Bennington	Westside Citgo		28,392.09			28,392.09
Bennington	Willow Road Garage (Town of Bennington)		8,799.35			8,799.35
Benson	Benson Country Store		5,583.49			5,583.49

Attachment 2A
Expenditures by Site - All Years Through June 2021
Motor Fuel

Site Location	PCF Site Name	PCF - 3rd Party	Remediation	UST Assistance	UST Loans	Grand Total
Benson	Benson Town Garage		62,175.03			62,175.03
Benson	Benson Village Store		8,013.79			8,013.79
Benson	Chestna Residence	8,251.22	4,714.35			12,965.57
Benson	Peter's Country Store		43,788.89			43,788.89
Benson	Walker Farm		733.00			733.00
Berkshire	Bullis's Garage		11,499.36			11,499.36
Berkshire	Johnston Residence		30,663.68			30,663.68
Berkshire	Saint's Quick Stop		466,279.03			466,279.03
Berlin	AOT Central Garage		18,024.47			18,024.47
Berlin	Berlin Mobil Short Stop		35,309.78			35,309.78
Berlin	Bowles Residence	1,563.74	858.70			2,422.44
Berlin	Central Vt Medical Center		28,644.29			28,644.29
Berlin	Courtesy Motors		17,634.78			17,634.78
Berlin	Crossway Motors, Inc		9,130.59			9,130.59
Berlin	Former Capital Chrysler		51,459.12			51,459.12
Berlin	GMT		8,236.03			8,236.03
Berlin	LaGue Mobil Home Park - Pam Day Residence		0.00			0.00
Berlin	Maplewoods Store		50,356.22			50,356.22
Berlin	Perry Bulk Fuel Storage Facility		11,168.88			11,168.88
Berlin	Rossi Buick		24,878.91			24,878.91
Berlin	Simons Berlin Store		10,590.11			10,590.11
Berlin	Spillanes Petco		179,259.92			179,259.92
Berlin	Steinman Property		0.00			0.00
Berlin	Tri-Town Sunoco		26,257.78			26,257.78
Berlin	Twin City Plaza		31,470.67			31,470.67
Berlin	Vermont Shopping Center		112,396.67			112,396.67
Bethel	Dean's Mobil		188,227.18			188,227.18
Bloomfield	Kevin Kelley		13,095.08			13,095.08
Bolton	Bolton Peak Maintenance		130,729.97			130,729.97
Bolton	Bolton Valley Holiday Resort		4,393.02			4,393.02
Bolton	Brian Fuller Residence		15,867.52			15,867.52
Bradford	ARC Mechanical Contractors Inc		8,491.20			8,491.20
Bradford	Bradford Auto Body and Auction House		19,223.60			19,223.60
Bradford	Bradford Mini Mart		27,312.84			27,312.84
Bradford	Bradford Oil Storage Facility		334,803.24			334,803.24
Bradford	Estate of George Huntington		25,000.00			25,000.00
Bradford	Former Bradford Oil		272,464.19			272,464.19
Bradford	Maska U.S.A.	95,508.10	28,305.27			123,813.37
Bradford	Peavey Apartment House		0.00			0.00
Braintree	Zuefle Residence	1,775.50	2,434.27			4,209.77
Brandon	Brandon Exxon		39,586.21			39,586.21
Brandon	Brandon Fuel		4,003.46			4,003.46
Brandon	Brandon Town Hall		4,438.06			4,438.06
Brandon	Champlain Oil, former Brandon Jiffy Mart		40,241.03			40,241.03
Brandon	McDonough's Service Station	66,174.01				66,174.01
Brandon	Midway Mobil - Conant Square	3,068.75				3,068.75
Brandon	Otter Valley Union High School		38,208.72			38,208.72
Brandon	Torrey Tires, former Mac's Citgo		33,403.33			33,403.33
Brandon	Wesco Gulf	52,325.83				52,325.83
Brandon	Wheldon Coal		17,844.06			17,844.06
Brattleboro	176 Main Street - Pliny Park		46,661.63			46,661.63
Brattleboro	233 Elliot Street		14,618.20			14,618.20
Brattleboro	A L Tyler And Sons Inc	280.00	239,471.57			239,751.57
Brattleboro	Abbott Block		1,206.00			1,206.00
Brattleboro	Brattleboro Memorial Hospital		18,916.48			18,916.48
Brattleboro	Brattleboro Salvage Inc-Triple T Truckin		4,587.39			4,587.39
Brattleboro	Brattleboro Texaco		344,162.15			344,162.15
Brattleboro	C & S Wholesale Grocers Inc		28,803.00			28,803.00
Brattleboro	Canal Street - Rice Oil	77.75	480,508.33			480,586.08
Brattleboro	Coastal Saveway		24,803.77			24,803.77
Brattleboro	Country News Distributors- Thermal House		8,067.35			8,067.35
Brattleboro	Curtin (frmr Elinsky) Residence		0.00			0.00
Brattleboro	Exit One Sunoco		803.30			803.30
Brattleboro	Fleming Canal Street Texaco		22,937.97			22,937.97

Attachment 2A
Expenditures by Site - All Years Through June 2021
Motor Fuel

Site Location	PCF Site Name	PCF - 3rd Party	Remediation	UST Assistance	UST Loans	Grand Total
Brattleboro	Fleming Oil		350,453.45			350,453.45
Brattleboro	Fleming Texaco - Western Ave		10,854.29			10,854.29
Brattleboro	Former Crystal Ice & Fuel Company		3,014.73			3,014.73
Brattleboro	Former Thomas Garage		19,198.46			19,198.46
Brattleboro	Gale Residence		2,035.00			2,035.00
Brattleboro	High Street		194,600.38			194,600.38
Brattleboro	Kresges Auto (aka R C Fisher)		4,242.39			4,242.39
Brattleboro	Lacroix Property		919.24			919.24
Brattleboro	Leader Beverage/Pepsi Cola		79,773.51			79,773.51
Brattleboro	Old Movie House		981.99			981.99
Brattleboro	Planet Gas (Frmr Western Ave Neighbors)		16,930.90			16,930.90
Brattleboro	Putney Rd - Rice Oil		678,057.40			678,057.40
Brattleboro	Robert Banford Residence		2,892.22			2,892.22
Brattleboro	Sonnys Sunoco		3,419.84			3,419.84
Brattleboro	Specialty Paperboard		216,090.73			216,090.73
Brattleboro	Stafford Residence		307.00			307.00
Brattleboro	Steven Macie		0.00			0.00
Brattleboro	Thomas St John Property		5,362.84			5,362.84
Brattleboro	Whetstone Brook		67,757.53			67,757.53
Brattleboro	WKVT Radio		10,158.47			10,158.47
Bridgewater	Bridgewater Corner Store	1,772.44	161,066.08			162,838.52
Bridgewater	Hickory Residence	256.00	9,896.08			10,152.08
Bridport	Boise's Citgo Mini Mart		159,098.33			159,098.33
Bridport	Pratt's Store		235,354.74			235,354.74
Brighton	Brighton Garage		121,164.29			121,164.29
Brighton	Former Service Station #1143		58,195.80			58,195.80
Brighton	Island Pond Irving Mainway		1,665.34			1,665.34
Bristol	Bristol Flats	5,360.59	520.00			5,880.59
Brookfield	Hammond Residence		16,701.96			16,701.96
Brookfield	Vernica Poulen (Allen Residence)		1,950.75			1,950.75
Brownington	Brownington General Store		60,441.01			60,441.01
Brownington	Evansville Trading Post		51,626.80			51,626.80
Burke	Burke Mountain Academy		10,486.01			10,486.01
Burlington	14 Browns Court		14,624.51			14,624.51
Burlington	151-161 St Paul		351,869.88			351,869.88
Burlington	266 Champlain St		58,442.06			58,442.06
Burlington	281 Pearl St		48,772.34			48,772.34
Burlington	351 Pine Street		88,867.49			88,867.49
Burlington	405 Pine Street		9,552.53			9,552.53
Burlington	A and D Automotive		4,996.27			4,996.27
Burlington	Battery Street Extension		49,243.14			49,243.14
Burlington	Burlington Public Works Garage	2,626.25	86,402.22			89,028.47
Burlington	Burlington Wastewater Treatment		18,211.09			18,211.09
Burlington	Caretakers Cottage		8,710.63			8,710.63
Burlington	Century 21 - Former Texaco		5,821.88			5,821.88
Burlington	Champlain Farms Sunoco 60-B6		93,365.05			93,365.05
Burlington	Charlesbois		280.00			280.00
Burlington	City Market - former Police Dept.		14,915.75			14,915.75
Burlington	Cumberland Farms #4018		35,147.39			35,147.39
Burlington	Daly Residence		5,636.00			5,636.00
Burlington	Dirmaier Residence		0.00			0.00
Burlington	E. B. Taft School		-9,015.38			-9,015.38
Burlington	Ethan Allen Mobil		301,567.75			301,567.75
Burlington	former Don Cobb's Quality Used Cars/safe		5,725.11			5,725.11
Burlington	former Kilburn & Gates Industries	1,321.05	2,541.05			3,862.10
Burlington	former Ralph's Foreign Auto		19,758.06			19,758.06
Burlington	Former Soda Plant		4,703.70			4,703.70
Burlington	Former St. Johnsbury Trucking		73,473.24			73,473.24
Burlington	Hamlin Residence		40,549.35			40,549.35
Burlington	Handy's Texaco		229,194.90			229,194.90
Burlington	Howard Opera House		31,191.32			31,191.32
Burlington	Independent Foods	452.40	512,109.71			512,562.11
Burlington	Jean Reed Residence		1,475.00			1,475.00
Burlington	Kathy Fletcher Residence		5,856.37			5,856.37

Attachment 2A
Expenditures by Site - All Years Through June 2021
Motor Fuel

Site Location	PCF Site Name	PCF - 3rd Party	Remediation	UST Assistance	UST Loans	Grand Total
Burlington	Lloyd Residence		6,893.00			6,893.00
Burlington	Mansfield Professional Building		534,962.18			534,962.18
Burlington	Message Center		6,290.05			6,290.05
Burlington	Moran Plant		51,982.57			51,982.57
Burlington	North Beach Maintenance Facility		16,763.08			16,763.08
Burlington	O'Conner Property		0.00			0.00
Burlington	Old Pease Grain Property		9,841.44			9,841.44
Burlington	Pearl Street Mobil		6,357.60			6,357.60
Burlington	Phelps-Kinsey Residence		1,451.29			1,451.29
Burlington	Riverside Beverage		634.68			634.68
Burlington	Rosetti Property (former)		51,699.84			51,699.84
Burlington	Salvation Army		2,683.12			2,683.12
Burlington	Simon's Downtown Quick Stop	15,409.62	512,622.34			528,031.96
Burlington	Sketchley Services Inc		4,606.26			4,606.26
Burlington	Spillanes Petco		211,101.75			211,101.75
Burlington	Spillanes Texaco		22,141.89			22,141.89
Burlington	Tamarack Automotive		60,293.07			60,293.07
Burlington	UVM Centennial Field		102,846.20			102,846.20
Burlington	Wesco Oil - Former Rotary Gulf	46,856.48	297,688.99			344,545.47
Burlington	Young Residence		88,917.33			88,917.33
Cabot	Cabot Garage	8,355.96	6,086.47			14,442.43
Cabot	Cabot Town Garage		11,742.15			11,742.15
Cabot	Christensen Residence		10,569.89			10,569.89
Cabot	Dereks Country Store	83,991.71	643,000.04			726,991.75
Cabot	Ed Cruz residence		5,598.75			5,598.75
Cabot	Harrys Hardware		1,078.20			1,078.20
Cabot	Houston Farm		689.11			689.11
Cabot	Roadside		3,872.00			3,872.00
Calais	David Fellows Residence		0.00			0.00
Calais	East Calais Store		158,750.00			158,750.00
Calais	Himes Property		4,932.69			4,932.69
Calais	Sheldon Residence (now Masland)	7,975.92				7,975.92
Calais	Stanley King Morse Farm		13,415.10			13,415.10
Cambridge	Cambridge Service Center		336,460.59			336,460.59
Cambridge	Garamella Property		15,700.66			15,700.66
Cambridge	Hobbs Residence		1,006.56			1,006.56
Cambridge	Jeffersonville Fire Station		94,190.76			94,190.76
Cambridge	Madonna Mobil		7,995.15			7,995.15
Cambridge	Tilton Property		5,216.60			5,216.60
Canaan	Ethan Allen Beecher Falls		56,551.63			56,551.63
Canaan	Noyes Express		92,223.91			92,223.91
Castleton	Bamforth Residence	209.80	0.00			209.80
Castleton	Castleton Library		190.99			190.99
Castleton	Castleton Tenney Brook		7,596.22			7,596.22
Castleton	Former (Hydeville) Hutchins Fuel		22,040.07			22,040.07
Castleton	Hutchin And White Fuels	52.65	66,400.24			66,452.89
Castleton	McMahon Residence		1,298.00			1,298.00
Cavendish	Atherton Mill (former Cavendish Lumber)		5,168.27			5,168.27
Cavendish	Former Cota & Cota Proctorsville Bulk Fa		3,019.20			3,019.20
Charleston	Danes Store		15,288.63			15,288.63
Charleston	Lynwood Crown Farm		1,185.00			1,185.00
Charleston	West Charleston Contaminated Wells	46,275.98	208,958.17			255,234.15
Charleston	West Charleston Town Garage		320,682.95			320,682.95
Charlotte	Cedar Beach	7,596.50	195.00			7,791.50
Charlotte	Charlotte Berry Farm		2,185.75			2,185.75
Charlotte	Charlotte Masonic Lodge		1,705.05			1,705.05
Charlotte	Nordic Farm		79,848.88			79,848.88
Charlotte	Spears Corner (formerly Marble's) Store	9,053.60	78,112.18			87,165.78
Charlotte	Spears Service Center		22,993.74			22,993.74
Charlotte	Yven Plouffe Farm		17,788.20			17,788.20
Chelsea	Campbell's Garage	92,475.80	462,882.47			555,358.27
Chelsea	Chelsea Public Water Well		82,780.09			82,780.09
Chelsea	Green Mt Diesel (former Dubois Trucking)		44,883.70			44,883.70
Chelsea	Uphams Store	5,564.72	101,941.09			107,505.81

Attachment 2A
Expenditures by Site - All Years Through June 2021
Motor Fuel

Site Location	PCF Site Name	PCF - 3rd Party	Remediation	UST Assistance	UST Loans	Grand Total
Chester	Chester Tire Center		81,580.60			81,580.60
Chester	Chris Winnicki Residence		0.00			0.00
Chester	Former Chester Jiffy Mart		11,606.13			11,606.13
Chester	Gagnon Residence		0.00			0.00
Chester	Gassetts - Stoddard	14,724.57				14,724.57
Chester	John Hennessey Property		634.18			634.18
Chester	Miller's General Store	7,690.81	459,226.08			466,916.89
Chester	Patsy and Leon Holton		4,569.45			4,569.45
Chester	Scott Hinckley (former Les Allen Garage)		23,806.95			23,806.95
Chester	Soap Shed Laundromat		44,921.41			44,921.41
Chester	Sweet Residence		6,820.79			6,820.79
Chester	Twin State Fuels - R.B. Erskine Grain St		10,626.06			10,626.06
Chester	Vermont Foam		68,098.71			68,098.71
Chittenden	Wooden Barrel Country Store		442,183.73			442,183.73
Clarendon	Billings Property		0.00			0.00
Clarendon	Judy & Jorgy's	498,225.49	1,211,634.57			1,709,860.06
Clarendon	Mill River Condos		8,951.78			8,951.78
Colchester	AOT Baldwin (Smith's Petroleum)		273,810.84			273,810.84
Colchester	Bernie Stone Residence		0.00			0.00
Colchester	Champlain Chiropractic		50,568.51			50,568.51
Colchester	Champlain Oil Co. (Lake Shore Citgo)		3,491.44			3,491.44
Colchester	Cumberland Farms (Route 15 ROW)	8,607.13				8,607.13
Colchester	Donna Bombard Residence		7,588.90			7,588.90
Colchester	FW Whitcomb Quarry		26,034.44			26,034.44
Colchester	Hershberg		128,755.64			128,755.64
Colchester	Hilltop Texaco		351,153.41			351,153.41
Colchester	Lews Corner Store		81,896.32			81,896.32
Colchester	Mary's Market		397,699.94			397,699.94
Colchester	St Michaels College - Joyce Hall		14,658.00			14,658.00
Colchester	St Michaels College - Senior Hall		163,451.40			163,451.40
Colchester	Sunny Hollow Quick Stop		9,619.31			9,619.31
Colchester	Village Beverage		742,439.23			742,439.23
Concord	North Concord General Store		620,363.53			620,363.53
Concord	Reeves Well	256.06				256.06
Corinth	Bartlett Residence		5,107.99			5,107.99
Corinth	East Corinth General Store	2,697.37	606,746.41			609,443.78
Corinth	Martins Old Country Store	188.90	44,678.79			44,867.69
Cornwall	Burnham Residence	3,198.16	3,848.56			7,046.72
Cornwall	former Ringeys Garage (Fenn Residence)		23,223.08			23,223.08
Cornwall	Isham Property		6,944.13			6,944.13
Coventry	Berkewitz Transport		11,309.15			11,309.15
Craftsbury	Common View Storage/Craftsbury Cor Store		34,649.91			34,649.91
Craftsbury	Pete's Greens		17,813.36			17,813.36
Craftsbury	Sterling College		323.61			323.61
Danby	Danby Four Corners Store		3,654.98			3,654.98
Danby	Former Morrisseys Merchantile		9,856.09			9,856.09
Danby	Smokey House Center - Cottage Property		4,643.73			4,643.73
Danville	Calkins Excavating		8,653.54			8,653.54
Danville	Dunbar Property		20,092.36			20,092.36
Danville	Halstead Residence		331.11			331.11
Danville	Joes Pond Country Store		81,120.57			81,120.57
Danville	Mitchell Residence		0.00			0.00
Danville	Pelletier Residence		21,671.66			21,671.66
Danville	Roadside	48,905.28				48,905.28
Danville	Stewart Property		2,510.38			2,510.38
Derby	Ammex Tax And Duty Shop In Derby Line		9,088.83			9,088.83
Derby	Citizens Utilities Pine Hill Warehouse		35,619.58			35,619.58
Derby	Derby Corner Mini Mart		35,052.50			35,052.50
Derby	Derby Line Mainway Irving	1,317.00	765,954.05			767,271.05
Derby	Derby Short Stop Mobil		19,507.53			19,507.53
Derby	Derby Trailer Park		2,957.14			2,957.14
Derby	Don Keenan Property		0.00			0.00
Derby	Dons' Auto		76,042.79			76,042.79
Derby	Fred's Plumbing & Heating - Bulk Storage		85,636.01			85,636.01

Attachment 2A
Expenditures by Site - All Years Through June 2021
Motor Fuel

Site Location	PCF Site Name	PCF - 3rd Party	Remediation	UST Assistance	UST Loans	Grand Total
Derby	Jeness Residence		13,540.76			13,540.76
Derby	Marsh Residence		0.00			0.00
Derby	Spates property		1,341.95			1,341.95
Dorset	Citron Property		6,213.79			6,213.79
Dorset	Dorset Town Garage		16,667.85			16,667.85
Dorset	Robbins Property		11,123.43			11,123.43
Dorset	South Dorset General Store		140.00			140.00
Dorset	Tron Residence	120.00				120.00
Dover	Christys Market North		237,308.21			237,308.21
Dover	Christys Market South		126,387.67			126,387.67
Dover	Dover Town Garage		21,274.32			21,274.32
Dover	Dover Wells	15,305.78	4,538.82			19,844.60
Dover	East Dover Fire Dept		7,867.41			7,867.41
Dover	Moulton Residence	1,697.34				1,697.34
Dover	Red Crickett Inn		2,578.13			2,578.13
Dummerston	Calvin Farwell Residence		841.91			841.91
Dummerston	Former After-The-Fall Property		3,597.63			3,597.63
Dummerston	VTrans Dummerston		130.00			130.00
Dummerston	West River Valley Market	492.20	366,665.76			367,157.96
Duxbury	Cherryholmes Residence		17,678.57			17,678.57
East Montpelier	Coca Cola Bottling		66,280.42			66,280.42
East Montpelier	Dudley's Store	472,839.72	191,595.43			664,435.15
East Montpelier	Glottman Residence		3,760.06			3,760.06
East Montpelier	Strong Property		3,083.00			3,083.00
Eden	Eden General Store		106,438.41			106,438.41
Eden	Schultz Residence		18,173.96			18,173.96
Enosburgh	Blouin Brothers Bulk Fuel Facility		30,522.42			30,522.42
Enosburgh	Charlies Quick Stop	103,360.24	274,206.33			377,566.57
Enosburgh	Enosburg Mobil		183,882.93			183,882.93
Enosburgh	Former A. Brown Bulk Facility		34,662.26			34,662.26
Enosburgh	Former Desautels Trucking	284.00	15,280.16			15,564.16
Enosburgh	Kevin Bellevue Residence		10,905.48			10,905.48
Enosburgh	Kevin's Korner Market		43,345.81			43,345.81
Enosburgh	Pattees 108 Market	4,079.14	114,330.22			118,409.36
Essex	Abrams Sunoco		26,465.04			26,465.04
Essex	Building 620		0.00			0.00
Essex	Busheys Sunoco		370,365.14			370,365.14
Essex	Champlain Farms - Essex Gulf		846,642.68			846,642.68
Essex	Corner Gas Store		10,656.21			10,656.21
Essex	East Creek Condos	65.63				65.63
Essex	Edward Duff		0.00			0.00
Essex	Ehlers Mobil	658.28	29,609.52			30,267.80
Essex	Essex Center Maverick		10,715.66			10,715.66
Essex	Essex Discount Beverage		4,187.42			4,187.42
Essex	Essex Go Go		13,969.43			13,969.43
Essex	Essex Gulf (former Cracker Barrel Store)		14,424.52			14,424.52
Essex	Essex Shopping Plaza		4,494.79			4,494.79
Essex	Fairgrounds Beverage		10,884.30			10,884.30
Essex	Grace United Methodist Church		7,098.38			7,098.38
Essex	Kinaman Residence		4,050.49			4,050.49
Essex	Marvins Market - Former		75,831.73			75,831.73
Essex	McEwing Fuels		6,274.51			6,274.51
Essex	Parks Residence	226.25	40.25			266.50
Essex	Road Res-Q		48,284.97			48,284.97
Essex	Robinson Bulk		15,933.07			15,933.07
Essex	Simon's Essex Center		6,103.79			6,103.79
Essex	Simon's Five Corners (fmr Essex Agway)		125,040.65			125,040.65
Essex	Taylor Residence		9,141.49			9,141.49
Essex Junction	Essex Junction Pocket Park		345.00			345.00
Fair Haven	Burke Auto		9,747.04			9,747.04
Fair Haven	Fair Haven Mobil		92,676.90			92,676.90
Fair Haven	Fair Haven Smart Stop		3,399.00			3,399.00
Fair Haven	Fair Haven Truck Stop		4,360.13			4,360.13
Fair Haven	Noah McDermott Property		158.00			158.00

Attachment 2A
Expenditures by Site - All Years Through June 2021
Motor Fuel

Site Location	PCF Site Name	PCF - 3rd Party	Remediation	UST Assistance	UST Loans	Grand Total
Fair Haven	Sherman Allen Bulk Plant		43,144.61			43,144.61
Fair Haven	Showcase Video		19,869.40			19,869.40
Fair Haven	Stewarts Shop		223,807.99			223,807.99
Fairfax	former KMC Auto		9,543.26			9,543.26
Fairfax	Former Nan's Mobil		541,563.48			541,563.48
Fairfax	Minors Country Store	5,633.29	228,280.49			233,913.78
Fairfield	Berard Farm		23,021.43			23,021.43
Fairfield	Browns A B C		27,570.52			27,570.52
Fairfield	Old Hotel		140.00			140.00
Fairfield	Stones Texaco		24,135.21			24,135.21
Fairlee	Bonnie Oakes		32,932.27			32,932.27
Fairlee	Estelle Blake Estate		717.28			717.28
Fairlee	Wings Market		13,018.96			13,018.96
Fayston	Reynolds Residence		30,709.94			30,709.94
Ferrisburgh	Assembly of God Christian Center		5,107.52			5,107.52
Ferrisburgh	Dedrick Property		3,188.13			3,188.13
Ferrisburgh	Devine Sales & Service		7,203.19			7,203.19
Ferrisburgh	Dock Doctors (former Little Otter Genera		29,225.47			29,225.47
Ferrisburgh	Jimmos Market		5,712.94			5,712.94
Ferrisburgh	Michael Roberts Residence	1,422.90				1,422.90
Ferrisburgh	Northburg Store		5,341.96			5,341.96
Ferrisburgh	Palmers Garage		7,893.30			7,893.30
Ferrisburgh	Reinhardt Residence		9,863.19			9,863.19
Ferrisburgh	Residence of Peg Kadima-Mazela		110.00			110.00
Fletcher	Naylor Residence	2,256.29	978.74			3,235.03
Franklin	Dick Wright Ford		145,041.56			145,041.56
Franklin	Lake Carmi Mobil	168,449.68	738,269.64			906,719.32
Franklin	Pierce Farm	30,619.94	3,518.00			34,137.94
Georgia	Dean Residence		3,894.50			3,894.50
Georgia	East End Quick Stop		15,487.05			15,487.05
Georgia	Former Georgia (& Gaudette's) Market		13,537.09			13,537.09
Georgia	Georgia Center Market		347,291.40			347,291.40
Georgia	Georgia Mobil		546,671.76			546,671.76
Glover	Conley Property		23,823.01			23,823.01
Glover	Glover Community School		13,185.26			13,185.26
Glover	Lake Parker Country Store		109,243.19			109,243.19
Glover	West Glover Ambulance		78,961.59			78,961.59
Grafton	Grafton Town Garage		1,052.14			1,052.14
Grafton	Pollio Property		9,945.52			9,945.52
Grafton	Sunoco Station-Grafton Village Garage		13,263.07			13,263.07
Grand Isle	A & B Beverage		13,551.77			13,551.77
Grand Isle	Chernesky Property	3,547.75	86,554.72			90,102.47
Grand Isle	Grand Isle Store		22,837.52			22,837.52
Grand Isle	Olson Property		2,610.31			2,610.31
Grand Isle	Todd Pratt Camp		6,490.90			6,490.90
Granville	Former Granville Store		4,991.32			4,991.32
Granville	Gertrude Harris Property	562.19	6,824.56			7,386.75
Greensboro	Greensboro Garage	30,243.09	368,822.06			399,065.15
Greensboro	Greensboro Town Garage		140.00			140.00
Guilford	Guilford Country Store	626.79	7,211.12			7,837.91
Guilford	Henry Transportation Inc		3,867.54			3,867.54
Guilford	N/A	17,310.51	751.79			18,062.30
Guilford	Redlinger Property		9,692.43			9,692.43
Halifax	Halifax Town Garage		8,242.62			8,242.62
Hancock	Former Long Residence		540.00			540.00
Hancock	Hubbard's Store		5,305.99			5,305.99
Hardwick	Brochu's Citgo - Mill St		66,151.74			66,151.74
Hardwick	Center for an Agricultural Economy		13,499.06			13,499.06
Hardwick	Ed's Deli		109,181.03			109,181.03
Hardwick	Hardwick Motors Inc		35,623.51			35,623.51
Hardwick	Hay's Texaco	209.69	863,609.19			863,818.88
Hardwick	House Of Pizza		49,665.03			49,665.03
Hardwick	Jerome Property		41,106.38			41,106.38
Hardwick	Kwikstop	12.17	7,223.87			7,236.04

Attachment 2A
Expenditures by Site - All Years Through June 2021
Motor Fuel

Site Location	PCF Site Name	PCF - 3rd Party	Remediation	UST Assistance	UST Loans	Grand Total
Hardwick	Perrys' Oil	29,757.42	1,403.00			31,160.42
Hardwick	Timerson Residence		6,524.67			6,524.67
Hardwick	VSECU Property		21,578.16			21,578.16
Hardwick	Walker Residence		22,834.99			22,834.99
Hartford	Als Country Store		613.00			613.00
Hartford	Bergeron		15,933.90			15,933.90
Hartford	Blodgett Supply		6,827.33			6,827.33
Hartford	Bob's Service Center		12,396.87			12,396.87
Hartford	Bucklin residence		1,716.10			1,716.10
Hartford	Clifford Property		3,093.30			3,093.30
Hartford	Concepts NREC		12,434.72			12,434.72
Hartford	Crossroads Store		473,355.79			473,355.79
Hartford	Ed's Sunoco		242,288.29			242,288.29
Hartford	Evans Fuel Mart		125,762.79			125,762.79
Hartford	Former Purcell Oil Co		25,572.46			25,572.46
Hartford	Former Socony Oil		26,144.59			26,144.59
Hartford	Hartford Bus Garage		4,048.46			4,048.46
Hartford	Hartford Oil Company		29,356.68			29,356.68
Hartford	Herbert Calef Residence		0.00			0.00
Hartford	Hotel Coolidge		5,579.60			5,579.60
Hartford	Johnson & Dix	-2,242.66	64,319.44			62,076.78
Hartford	Marble Residence		4,901.24			4,901.24
Hartford	Mowers News Service		20,961.73			20,961.73
Hartford	Prospect Street		24,162.94			24,162.94
Hartford	Quechee Inn		1,635.81			1,635.81
Hartford	Quechee Jiffy Mart		1,306.58			1,306.58
Hartford	Quechee Mobil		152,687.02			152,687.02
Hartford	Steve's Mobil		193,917.62			193,917.62
Hartford	Thibideau Property		0.00			0.00
Hartford	Town Of Hartford		29.55			29.55
Hartford	Twin State Fruit		1,360.00			1,360.00
Hartford	Walkers Apartments		11,256.93			11,256.93
Hartford	Ward Residence - 333 Baker Turn	5,448.50				5,448.50
Hartford	White River Texaco		4,967.56			4,967.56
Hartford	Withington Estate		21,586.04			21,586.04
Hartland	Alice White Residence		865.55			865.55
Hartland	Bruce Jaycox Property		0.00			0.00
Hartland	Hartland Post Office Property		16,570.72			16,570.72
Hartland	Hartland Water Supplies	283,845.90	639,205.38			923,051.28
Hartland	Mike's Store		3,030.04			3,030.04
Hartland	North Hartland Dry Kiln		3,081.51			3,081.51
Hartland	Varney Trucking		0.00			0.00
Highgate	Chevalier Drilling Co		4,814.00			4,814.00
Highgate	Dexter Residence	3,739.96				3,739.96
Highgate	Dostie Residence		10,543.90			10,543.90
Highgate	Highgate Village Mobil		601,293.41			601,293.41
Highgate	M And R Beverage	4,357.07				4,357.07
Highgate	Martins General Store		69,090.36			69,090.36
Hinesburg	Ballards Store (former)		123,561.56			123,561.56
Hinesburg	Ben's Sandwiches		7,573.20			7,573.20
Hinesburg	Charland/Sweeney Residence		12,692.91			12,692.91
Hinesburg	Chittenden South Supervisory District		117,240.56			117,240.56
Hinesburg	Eastwind Condominiums		4,372.56			4,372.56
Hinesburg	Giroux Body Shop	4,789.74	150,802.14			155,591.88
Hinesburg	Habitat House		679.06			679.06
Hinesburg	Hart And Mead Texaco	9,033.02	375,637.16			384,670.18
Hinesburg	Haulenbeek Property / Baldwin Farm	407.58	63,251.71			63,659.29
Hinesburg	Hinesburg Short Stop		27,058.94			27,058.94
Hinesburg	International Cheese (Saputo)	17,382.47	170,102.46			187,484.93
Hinesburg	Iroquois Manufacturing Co	149.40	444.75			594.15
Hinesburg	Konstanien Afanasyev Residence		6,407.98			6,407.98
Hinesburg	Lantman's IGA	414,565.71	639,680.54			1,054,246.25
Hinesburg	Priest Residence		305.00			305.00
Holland	Savelle Property	6,159.90	51,653.13			57,813.03

Attachment 2A
Expenditures by Site - All Years Through June 2021
Motor Fuel

Site Location	PCF Site Name	PCF - 3rd Party	Remediation	UST Assistance	UST Loans	Grand Total
Holland	Seguin Residence		9,528.98			9,528.98
Hubbardton	Herber Residence		550.00			550.00
Hubbardton	Lake Hortonia Country Store		177,077.64			177,077.64
Huntington	Beaudrys Store		280,276.51			280,276.51
Huntington	Burt White Residence		6,282.77			6,282.77
Huntington	Jacques Country Store	34,151.67	132,794.77			166,946.44
Huntington	Mountain View Treatment Center		0.00			0.00
Huntington	Sam Norton Residence		3,315.87			3,315.87
Hyde Park	Common Ground		0.00			0.00
Hyde Park	Germaine Residence	6,104.10	660.30			6,764.40
Hyde Park	Lamoille Union High School		486,117.53			486,117.53
Hyde Park	LaRose's market		3,607.30			3,607.30
Irasburg	Croteau Garage		22,974.20			22,974.20
Irasburg	Irasburg General Store	10,837.56	1,215,166.91			1,226,004.47
Isle La Motte	Carsons Market	-600.00	1,610.00			1,010.00
Isle La Motte	Isle La Motte Country Store		23,680.58			23,680.58
Jamaica	Former Videgain Property	3,753.59	3,728.03			7,481.62
Jamaica	George Perry Residence		2,230.64			2,230.64
Jamaica	Gilman Residence		1,256.80			1,256.80
Jamaica	Kearley Fuels	7,288.31	331,697.22			338,985.53
Jamaica	Nichols Residence		7,667.95			7,667.95
Jamaica	Rawsonville	83,593.94	112,057.47			195,651.41
Jay	Former Charlotte Cote Property		958.80			958.80
Jay	Jay Peak		508,538.05			508,538.05
Jericho	Big Johns Riverside Store		37,158.22			37,158.22
Jericho	Chittenden Mills Beverage		100,387.52			100,387.52
Jericho	Clark Truck Center		280.00			280.00
Jericho	former Desso's (Jericho Ctr. Ctry Store)	19,657.87	112,696.97			132,354.84
Jericho	Habif Residence		0.00			0.00
Jericho	Jericho Country Store		4,122.69			4,122.69
Jericho	Nadeau Residence	1,098.52	2,727.50			3,826.02
Jericho	Weinberg Residence		420.00			420.00
Johnson	Bradleys General Store		64,234.84			64,234.84
Johnson	C H Stearns	27,510.65	41,461.07			68,971.72
Johnson	DJs Corner Store		257,094.05			257,094.05
Johnson	Former Cyprus Industrial Minerals		64,006.38			64,006.38
Johnson	Hooper Residence		4,757.95			4,757.95
Johnson	Johnson Cold Springs	78,459.29				78,459.29
Johnson	Johnson Town Garage		8,536.58			8,536.58
Johnson	Robert Jaquish		14,276.78			14,276.78
Johnson	Sweet And Burt	35,834.75				35,834.75
Johnson	Vermont Electric Coop		187,841.15			187,841.15
Johnson	Village Citgo	3,736.94	150,101.22			153,838.16
Killington	Killington Auto Center (former Habro Mob		876,732.14			876,732.14
Killington	Killington Lower Maintenance Garage		27,978.28			27,978.28
Killington	Pico Administration Building		275.70			275.70
Killington	Summit Lodge	997,034.98	1,785,168.22			2,782,203.20
Killington	The Deli At Killington		33,515.44			33,515.44
Killington	Turn of the River Lodge		1,232.73			1,232.73
Killington	Water Wheel Trading Co		58,939.29			58,939.29
Kirby	Sanborn Residence		4,639.49			4,639.49
Leicester	Kim Wideawake Residence		23,624.56			23,624.56
Leicester	Leicester General Store	19,213.50	84,551.64			103,765.14
Leicester	Stacey Residence	2,668.79				2,668.79
Lincoln	Lincoln Town Garage		518.05			518.05
Lincoln	Strickholm Farm		2,668.03			2,668.03
Lincoln	Vallemar Farm		9,703.32			9,703.32
Londonderry	Center Service Center		37,025.70			37,025.70
Londonderry	Foster Residence		5,856.37			5,856.37
Londonderry	Londonderry Auto		132,698.77			132,698.77
Londonderry	Londonderry Citgo	143,559.70	553,344.64			696,904.34
Londonderry	Magic Mountain		83,910.33			83,910.33
Londonderry	Route 100 And 11		13,067.75			13,067.75
Londonderry	Wileys Garage		25,120.07			25,120.07

Attachment 2A
Expenditures by Site - All Years Through June 2021
Motor Fuel

Site Location	PCF Site Name	PCF - 3rd Party	Remediation	UST Assistance	UST Loans	Grand Total
Ludlow	Jewell Brook Mill		202,216.09			202,216.09
Ludlow	Ludlow Jiffy Mart		2,940.86			2,940.86
Ludlow	Ludlow Mobil	10,034.23	246,387.39			256,421.62
Ludlow	Route 103 P C S		3,700.57			3,700.57
Ludlow	Texaco Food Mart		36,171.28			36,171.28
Ludlow	Willett Farm		124,252.88			124,252.88
Lunenburg	Lings Garage		400.00			400.00
Lyndon	Caledonia Airport		2,491.17			2,491.17
Lyndon	Caledonia Oil Service Station	25,593.54	200,116.35			225,709.89
Lyndon	Chamberlain Bus Service		10,687.80			10,687.80
Lyndon	Cumberland Farms - Lyndonville		345,242.14			345,242.14
Lyndon	Former Brooks Store		199,975.93			199,975.93
Lyndon	Former Gensburg Property		23,814.66			23,814.66
Lyndon	Jons Automotive		724,098.34			724,098.34
Lyndon	lot #155 Hemlock Lane		9,366.98			9,366.98
Lyndon	Lyndon Pit Stop Valero (Ville Garage)		469,510.54			469,510.54
Lyndon	Lyndon Town Garage		8,395.33			8,395.33
Lyndon	Lyndonville Texaco (Nicks Gas & Go)	280,685.34	838,535.17			1,119,220.51
Lyndon	Mardon Industries/Davis Property		5,395.93			5,395.93
Lyndon	Speedwell Gas		107,460.09			107,460.09
Lyndon	Yersel Residence		57,366.91			57,366.91
Manchester	Burr and Burton High School		3,560.79			3,560.79
Manchester	Four Winds Motel		14,363.22			14,363.22
Manchester	Hand Chevrolet		7,725.47			7,725.47
Manchester	Heaslip Bulk Plant		7,828.53			7,828.53
Manchester	Mac's Manchester		10,227.06			10,227.06
Manchester	Manchester Dunkin Donuts/Tenney Brook		600.00			600.00
Manchester	Manchester Gulf		16,853.01			16,853.01
Manchester	Manchester Police Fire And Rescue		6,710.29			6,710.29
Manchester	Maplefield's - Manchester/Hoard's Mobil		168,587.83			168,587.83
Manchester	Northshire Book Store		8,400.80			8,400.80
Manchester	Real Sports		119,104.01			119,104.01
Manchester	St Pauls Catholic Church lot/ Dorr Oil		6,417.91			6,417.91
Manchester	Vogeler Residence		0.00			0.00
Marlboro	Craft's Country Store	20,638.34	50,565.66			71,204.00
Marlboro	Hogback Mountain		3,527.90			3,527.90
Marshfield	Carris Residence	982.12	20,676.80			21,658.92
Marshfield	Corner Brook Store - Frm Starch Factory		22,737.51			22,737.51
Marshfield	Village of Marshfield - Rt 2 & Cabot Rd	1,525.40	12,573.82			14,099.22
Middlebury	Agway Middlebury		90,372.41			90,372.41
Middlebury	Betourneys Market	1,800.00	139,613.25			141,413.25
Middlebury	Court Street (Champlain Farms Texaco)		214,256.01			214,256.01
Middlebury	Daytons Store	139,750.65	8,971.24			148,721.89
Middlebury	Former Hendy Brothers		15,664.52			15,664.52
Middlebury	former Tucker Residence		11,025.71			11,025.71
Middlebury	Lackards/Middlebury Mobil		161,311.35			161,311.35
Middlebury	Lower Residence		3,707.44			3,707.44
Middlebury	McGraths Sunoco		250,338.45			250,338.45
Middlebury	Middlebury Apt.	1,523.74	0.00			1,523.74
Middlebury	Middlebury Beef And Grocery Supply		44,041.42			44,041.42
Middlebury	Middlebury Citgo		26,507.35			26,507.35
Middlebury	Middlebury College		4,633.84			4,633.84
Middlebury	Middlebury Exxon		89,384.48			89,384.48
Middlebury	Middlebury Mobil		121,155.46			121,155.46
Middlebury	Middlebury Natural Foods Cooperative		21,786.95			21,786.95
Middlebury	Middlebury Town Garage		76,494.72			76,494.72
Middlebury	Otter Creek Bakery		5,708.71			5,708.71
Middlebury	Palmer Spring Waterworks		12,305.39			12,305.39
Middlebury	Paquette Self Storage		54,681.05			54,681.05
Middlebury	Randys Service Station		32,114.42			32,114.42
Middlebury	Sprague Energy Terminal		53,921.82			53,921.82
Middlebury	Village Court Plaza		60,420.36			60,420.36
Middlebury	Vocational Center		34,111.11			34,111.11
Middlesex	Holmsten Property		8,276.18			8,276.18

Attachment 2A
Expenditures by Site - All Years Through June 2021
Motor Fuel

Site Location	PCF Site Name	PCF - 3rd Party	Remediation	UST Assistance	UST Loans	Grand Total
Middlesex	Middlesex Country Store	24,600.51	159,295.03			183,895.54
Middletown Springs	Grants Village Store	6,057.58	1,916.81			7,974.39
Middletown Springs	Parkers Service Station		27,463.51			27,463.51
Milton	Atlantic Service Station		33,361.52			33,361.52
Milton	Former Advanced Towing		2,949.09			2,949.09
Milton	Former Arrowhead Body Shop	141.60	148,377.08			148,518.68
Milton	LaFond Residence		0.00			0.00
Milton	Martys Mobil		18,027.10			18,027.10
Milton	Milton Beverage Warehouse	5,127.39	12,868.72			17,996.11
Milton	Milton General Store		344,346.04			344,346.04
Milton	Milton Midtown Mobil		20,819.42			20,819.42
Milton	Route 7	98,766.99	10,835.20			109,602.19
Milton	Rowley Fuels	15,619.44	435,371.83			450,991.27
Milton	Sabo Residence		4,610.76			4,610.76
Milton	Sperling Property		15,897.21			15,897.21
Milton	Tina Terry Residence		8,358.35			8,358.35
Monkton	Lavallee Residence	3,567.86				3,567.86
Monkton	Monkton General Store	39,210.76	120,438.20			159,648.96
Monkton	Monkton Ridge	95,481.17	32,132.13			127,613.30
Monkton	Parks Farm (former Crossview Farm)		8,362.10			8,362.10
Monkton	Tracy Clark Property		18,664.44			18,664.44
Monkton	Wisowaty Residence	5,316.70	2,830.99			8,147.69
Montgomery	D&D Deli & Redemption (former Cota's)		145,349.61			145,349.61
Montgomery	Jolley Montgomery		28,849.00			28,849.00
Montgomery	Sylvesters Store		34,463.44			34,463.44
Montgomery	The Sticks Country Store - Frmr Bradley'		27,506.83			27,506.83
Montpelier	Berlin and River St.	203,989.93	123,017.53			327,007.46
Montpelier	Bethany Congregational Church		4,639.42			4,639.42
Montpelier	Bobs Sunoco		4,370.80			4,370.80
Montpelier	Bridge Project		21,462.59			21,462.59
Montpelier	Capital City Laundromat		3,609.80			3,609.80
Montpelier	Capital Deli (Shell)		856,486.96			856,486.96
Montpelier	Capital Plaza		10,706.85			10,706.85
Montpelier	Carriveaus Gulf	5,549.26	703.50			6,252.76
Montpelier	Cumberland Farms #4024	8,268.47	183,498.52			191,766.99
Montpelier	Former Capital City Cleaners		1,182.84			1,182.84
Montpelier	Heney Family Building		5,871.19			5,871.19
Montpelier	Jacobs Property	1,405.50				1,405.50
Montpelier	Montpelier Jiffy Mart		29,337.08			29,337.08
Montpelier	Montpelier Public Works Dept.		3,490.46			3,490.46
Montpelier	Northlight Studio Press		4,758.25			4,758.25
Montpelier	Parker Quik Stop		29,230.84			29,230.84
Montpelier	Paull Residence		1,313.15			1,313.15
Montpelier	Perrys Service Station		112,268.01			112,268.01
Montpelier	Pierce Mobil	93,988.20	66,388.42			160,376.62
Montpelier	Reed Property		4,499.47			4,499.47
Montpelier	Sarducci's, frmr Great American Salvage		36,244.10			36,244.10
Montpelier	Sherwin Williams		41,656.36			41,656.36
Montpelier	Simon's Montpelier (Frmr Bob's Deli)		287,736.94			287,736.94
Montpelier	Taylor Parking Lot		144.08			144.08
Montpelier	Thrasher Residence		545.19			545.19
Montpelier	Tisdale Property		12,543.12			12,543.12
Montpelier	Trading Post		3,797.80			3,797.80
Montpelier	Uttons' Muffler		2,857.16			2,857.16
Montpelier	Vt College Of Norwich		84,244.54			84,244.54
Montpelier	VT Land Trust Property		4,956.08			4,956.08
Montpelier	Walker Motors Ford		104,895.31			104,895.31
Moretown	Moretown General Store		363,589.63			363,589.63
Moretown	Moretown Post Office		20,427.37			20,427.37
Moretown	Schultz Residence		2,576.13			2,576.13
Moretown	Town Of Moretown Garage		8,718.74			8,718.74
Moretown	Zschau Residence		69,319.98			69,319.98
Morgan	Tradewinds		42,921.54			42,921.54
Morristown	A O T Railroad Garage		5,028.51			5,028.51

Attachment 2A
Expenditures by Site - All Years Through June 2021
Motor Fuel

Site Location	PCF Site Name	PCF - 3rd Party	Remediation	UST Assistance	UST Loans	Grand Total
Morristown	Bender Apartment Building		6,223.15			6,223.15
Morristown	Bornemann & Green Machine Shop		6,457.21			6,457.21
Morristown	Bourne's Bulk Plant		41,982.32			41,982.32
Morristown	Dexter Property		14,536.55			14,536.55
Morristown	Godfrey Property		5,643.69			5,643.69
Morristown	Lakeside Garage		26,793.00			26,793.00
Morristown	Macs Auto Care		8,071.40			8,071.40
Morristown	Morristown Corner Store		233,694.97			233,694.97
Morristown	Morrisville Mobil		22,637.98			22,637.98
Morristown	Stowe Oil Co		304,837.32			304,837.32
Morristown	Sweet And Burt		37,923.72			37,923.72
Morristown	Tomlinsons Market		3,445.01			3,445.01
Mount Holly	Ahlers Residence		130.00			130.00
Mount Holly	Belmont General Store		14,507.50			14,507.50
Mount Holly	Wilson Residence		10,340.25			10,340.25
Mount Tabor	McLellans Garage		50,381.62			50,381.62
New Haven	7 And 17 Corner Store		439,876.28			439,876.28
New Haven	Dagenais Residence		2,107.46			2,107.46
New Haven	New Haven Mobil/formerly MacIntyre Fuels	186,750.85	1,441,393.07			1,628,143.92
Newark	Bald Hill Fish Hatchery		17,570.33			17,570.33
Newbury	H O Taylor Chevrolet		5,241.97			5,241.97
Newbury	Jays Place		61,105.19			61,105.19
Newbury	Jiffy Mart - Wells River		32,449.14			32,449.14
Newfane	Flynn Residence		0.00			0.00
Newfane	Former Cray Oil		15,331.47			15,331.47
Newfane	Gallup Residence		268.30			268.30
Newfane	Gordon Residence		3,894.38			3,894.38
Newfane	Newfane Service Center	66,135.94	344,169.83			410,305.77
Newfane	South Newfane General Store		262.64			262.64
Newport City	Cumberland Farms #4001	14,492.17	10,540.37			25,032.54
Newport City	former H P Hood Building	3,944.65	60,969.43			64,914.08
Newport City	Former Orleans Candy Co/Rays Auto		4,420.85			4,420.85
Newport City	Fred's Plumbing & Heating/D&C Transport		205,512.35			205,512.35
Newport City	Hayes Ford		13,054.31			13,054.31
Newport City	Jimmy's Quick Stop		144,462.61			144,462.61
Newport City	Maplefields Newport (frmr One Stop MM)		27,303.85			27,303.85
Newport City	Newport Car Wash		34,182.90			34,182.90
Newport City	Newport City Garage		20,798.23			20,798.23
Newport City	Newport Mini Mart		35,716.16			35,716.16
Newport City	Newport Mobil		5,000.14			5,000.14
Newport City	Parker Block - Newport State Project		971.10			971.10
Newport City	Robert Smith Residence		0.00			0.00
Newport City	Row City		6,078.05			6,078.05
Newport City	United Church Of Newport		2,876.40			2,876.40
Newport Town	Collins Residence		833.75			833.75
Newport Town	former Country Emporium		425,314.33			425,314.33
Newport Town	Newport Center Corner Store		154,630.17			154,630.17
Newport Town	Raboin Farm		25,951.23			25,951.23
Newport Town	Scott Farm		3,534.90			3,534.90
North Hero	Christine Baldwin Residence		23,969.08			23,969.08
North Hero	Robares Harbor Store		105,498.47			105,498.47
North Hero	Tudhope Marine		309,920.33			309,920.33
Northfield	Barbara Hill Residence		24,953.12			24,953.12
Northfield	Cumberland Farms #4002	123.61	77,999.39			78,123.00
Northfield	Demar Residence		21,111.07			21,111.07
Northfield	Eastman Residence		25,166.84			25,166.84
Northfield	Gillespie Fuels		18,224.23			18,224.23
Northfield	Green Mountain Family Practice		25,687.62			25,687.62
Northfield	Lemery Store		796,879.61			796,879.61
Northfield	Northfield Green	4,316.53	420,616.21			424,932.74
Northfield	Northfield Gulf Station		15,238.38			15,238.38
Northfield	Roadside		3,692.12			3,692.12
Northfield	Severy Residence		5,057.39			5,057.39
Northfield	South Village Mobil	41,999.50	172,683.97			214,683.47

Attachment 2A
Expenditures by Site - All Years Through June 2021
Motor Fuel

Site Location	PCF Site Name	PCF - 3rd Party	Remediation	UST Assistance	UST Loans	Grand Total
Northfield	The Guest House		5,957.73			5,957.73
Norton	Lakeview Store		320,077.92			320,077.92
Norton	Norton Gas		61,398.91			61,398.91
Norwich	Agway Norwich	48,246.73	54,896.24			103,142.97
Norwich	Braun Residence		3,834.43			3,834.43
Norwich	Dan and Whits General Store		5,845.10			5,845.10
Norwich	Former Norwich Agway Bulk Plant		27,547.42			27,547.42
Norwich	Johnson And Dix		108,061.97			108,061.97
Norwich	Miller Residence		3,772.06			3,772.06
Orange	Eric Relation Property		1,042.00			1,042.00
Orange	Former OJ Country Store		8,001.88			8,001.88
Orwell	former Audet Farm - UST Area		26,860.24			26,860.24
Orwell	Orwell Gas-N-Go (Frmr Dundon Automotive)		106,420.51			106,420.51
Orwell	Riendeau Residence		5,869.33			5,869.33
Pawlet	Baker Residence	4,618.46	4,950.23			9,568.69
Pawlet	Chicken Alley	3,020.29	2,175.00			5,195.29
Pawlet	Froehlich Residence		7,632.03			7,632.03
Pawlet	Loomis Trucking		6,124.64			6,124.64
Pawlet	Mi-Laura Farm		5,204.66			5,204.66
Pawlet	Sherman Property		34,380.37			34,380.37
Peacham	Bayley Hazen Store		1,134.54			1,134.54
Pittsfield	Demarsts Country Store		18,837.01			18,837.01
Pittsford	E & D Auto Body		2,906.16			2,906.16
Pittsford	Harvie Residence		6,250.01			6,250.01
Pittsford	Keiths Country Store		64,405.52			64,405.52
Pittsford	Logans Sunoco		11,347.99			11,347.99
Pittsford	Pittsford Mill Apartments		31,921.97			31,921.97
Plainfield	Blodgetts Repair		8,408.58			8,408.58
Plainfield	Goddard College - Sculpture Building		1,986.25			1,986.25
Plainfield	June Nelson		0.00			0.00
Plainfield	McEntyre Residence		3,585.38			3,585.38
Plainfield	Plainfield Auto Parts		3,149.52			3,149.52
Plymouth	Plymouth General Store		12,922.33			12,922.33
Pomfret	Clark Estate		52,893.04			52,893.04
Pomfret	North Pomfret Store		0.00			0.00
Pomfret	Teago General Store		13,381.00			13,381.00
Poultney	Bixbys		17,275.30			17,275.30
Poultney	Former Healds Garage		29,374.78			29,374.78
Poultney	Main St Stewarts Shop		42,431.57			42,431.57
Poultney	Poultney Auto Supply		2,544.60			2,544.60
Poultney	Poultney BP/Exxon		11,191.79			11,191.79
Poultney	Poultney Waterline Project	5,907.60				5,907.60
Poultney	Scribner Farm		17,051.05			17,051.05
Pownal	348 Center Street	10,760.37				10,760.37
Pownal	Quality Motors		2,112.72			2,112.72
Pownal	Tornabenes Auto		11,782.87			11,782.87
Pownal	Village Market	12,144.03	855,069.92			867,213.95
Proctor	Lertolas Toyota		113,998.48			113,998.48
Proctor	OMYA Parcel 5B		11,998.50			11,998.50
Proctor	Proctor High School		0.00			0.00
Putney	Bass Residence	27,202.50	5,852.60			33,055.10
Putney	Brad Simmonds Residence		8,918.98			8,918.98
Putney	Main Street Service Center		26,112.35			26,112.35
Putney	Mountain Pauls General Store	68,317.02	328,334.74			396,651.76
Putney	Putney Town Hall		0.00			0.00
Putney	Rods Mobil - Putney		5,703.95			5,703.95
Putney	Swirl		2,339.10			2,339.10
Putney	Wilson Wetland		8,104.41			8,104.41
Randolph	Cumberland Farms - #4003		14,718.61			14,718.61
Randolph	Ferriter Oil Bulk Storage Facility		104,861.50			104,861.50
Randolph	Holly Engel Residence		941.00			941.00
Randolph	Lyons Farm		12,814.04			12,814.04
Randolph	Marshall Arbo Property		3,385.41			3,385.41
Randolph	New England Land Company		52,007.77			52,007.77

Attachment 2A
Expenditures by Site - All Years Through June 2021
Motor Fuel

Site Location	PCF Site Name	PCF - 3rd Party	Remediation	UST Assistance	UST Loans	Grand Total
Randolph	Randolph Shell - WESCO Champlain Farms		54,250.15			54,250.15
Randolph	Rinkers Mobil		1,161.67			1,161.67
Randolph	Roadside		6,754.65			6,754.65
Randolph	South End Auto	160,585.74	748.95			161,334.69
Randolph	Stagecoach Facility		57,625.01			57,625.01
Randolph	Washburns Laundromat		10,261.97			10,261.97
Reading	Ellis Residence		5,029.64			5,029.64
Reading	former Hammondsville Store		13,733.26			13,733.26
Reading	Town of Reading	23,619.33	46,714.84			70,334.17
Readsboro	Readsboro Village Garage		145.39			145.39
Richford	B & D Service Station	549.12	10,635.65			11,184.77
Richford	Passman Residence		0.00			0.00
Richford	Richford Quick Stop	106,765.58	510,689.79			617,455.37
Richford	Richford Shortstop		68,743.61			68,743.61
Richford	Sweat Comings		23,032.05			23,032.05
Richmond	Herttua Residence		34,382.57			34,382.57
Richmond	Lucky Spot		70,331.55			70,331.55
Richmond	Mayville Residence		10,033.43			10,033.43
Richmond	Richmond Mobil		11,758.84			11,758.84
Richmond	Richmond Town Garage		13,659.38			13,659.38
Richmond	Richmond Truck And Auto Repair		5,918.79			5,918.79
Richmond	Richmond Wastewater Treatment Plant		60,932.72			60,932.72
Ripton	Silver Towers Camp		33,029.52			33,029.52
Rochester	Parrish's Mobil		15,106.39			15,106.39
Rockingham	105 Westminster Road		47,156.76			47,156.76
Rockingham	D and R General Store		242,645.39			242,645.39
Rockingham	Fleming Texaco		3,062.15			3,062.15
Rockingham	Former Food And Fuel		28,990.42			28,990.42
Rockingham	Former Laware Sunoco		130,399.62			130,399.62
Rockingham	Former Saxtons River Sunoco	37,501.77	471,711.21			509,212.98
Rockingham	Former White Mountain Paper Co	1,650.00	50,313.00			51,963.00
Rockingham	Village Mobil Service		105,052.27			105,052.27
Rockingham	Village Square Branch - Chittenden Bank		2,058.00			2,058.00
Roxbury	Roxbury Country Store		2,970.68			2,970.68
Roxbury	Roxbury Union Congregational Church		6,384.49			6,384.49
Royalton	Deerfield Property - Corner Mobil		33,007.54			33,007.54
Royalton	M&N Mini Mart		67,502.99			67,502.99
Royalton	Nelson Lyford Property		1,776.00			1,776.00
Royalton	Royal Texaco		21,910.88			21,910.88
Royalton	Sanders Property - Symancyk Residence		9,730.14			9,730.14
Rutland City	Aldous Funeral Home		5,741.89			5,741.89
Rutland City	Argent Limited	554.90	162,481.50			163,036.40
Rutland City	Army Maintenance facility		10,779.95			10,779.95
Rutland City	Bob's Texaco		17,452.51			17,452.51
Rutland City	Bruno's Auto Repair	45,573.08				45,573.08
Rutland City	Chuck's Convenience Store		46,957.99			46,957.99
Rutland City	Citizens Bank Rutland		3,150.88			3,150.88
Rutland City	Cloer Property		2,077.13			2,077.13
Rutland City	Comfort Inn		52,961.73			52,961.73
Rutland City	Cragins Auto		20,600.26			20,600.26
Rutland City	Downtown Basements		7,170.10			7,170.10
Rutland City	Duffy Coal Co		2,589.80			2,589.80
Rutland City	former Patches' Petroleum Bulk Storage	1,069.84	69,514.75			70,584.59
Rutland City	Foster and Wellness Property		18,226.46			18,226.46
Rutland City	Foster Property		51,630.16			51,630.16
Rutland City	Foto-hut Property		80,098.18			80,098.18
Rutland City	Grove St Stewarts Ice Cream		77,961.76			77,961.76
Rutland City	H A Eddy Oil Co/Irving Oil Mainway		29,299.51			29,299.51
Rutland City	H-our Mart Inc		35,355.09			35,355.09
Rutland City	J P Noonan	5,065.36	475,662.67			480,728.03
Rutland City	Jiffy Mart		207,663.57			207,663.57
Rutland City	Marble Valley Regional Transit District		10,920.19			10,920.19
Rutland City	McGinnis Property		147,326.31			147,326.31
Rutland City	Melanson Company		11,089.04			11,089.04

Attachment 2A
Expenditures by Site - All Years Through June 2021
Motor Fuel

Site Location	PCF Site Name	PCF - 3rd Party	Remediation	UST Assistance	UST Loans	Grand Total
Rutland City	Merchants Row		4,228.86			4,228.86
Rutland City	Midway Oil		543,808.76			543,808.76
Rutland City	Mintzer Bros Inc		50,774.04			50,774.04
Rutland City	North East School		2,032.62			2,032.62
Rutland City	Professional Park Condo Association		64,828.78			64,828.78
Rutland City	Ramada Inn (former Days Inn)		0.00			0.00
Rutland City	Raymond Residence		3,059.83			3,059.83
Rutland City	Russell Corporation		2,896.70			2,896.70
Rutland City	Rutland Country Store		10,154.98			10,154.98
Rutland City	Rutland Fuel Company		88,131.83			88,131.83
Rutland City	Rutland Gulf (former Dart Mini Mart)		13,007.07			13,007.07
Rutland City	Rutland House Ltd		756.46			756.46
Rutland City	Rutland Masonic Temple		0.00			0.00
Rutland City	Rutland Mobil		111,402.49			111,402.49
Rutland City	Rutland Short Stop		59,181.41			59,181.41
Rutland City	Rutland Sunoco		45,345.52			45,345.52
Rutland City	Smith Buick/gmc Truck		7,423.13			7,423.13
Rutland City	Speedi Lube		43,640.27			43,640.27
Rutland City	Steve Declue Property		11,315.71			11,315.71
Rutland City	Stewarts Food Mart(former)	332,734.49	151,589.10			484,323.59
Rutland City	Strong's Ave Stewarts Ice Cream		117,127.36			117,127.36
Rutland City	Suburban VT (Former Agway Bulk Plant)		16,386.78			16,386.78
Rutland City	SV Allen Post Street Bulk Facility		78,141.44			78,141.44
Rutland City	Tim Crossman Residence		14,342.15			14,342.15
Rutland City	Tomasi Residence		14,810.08			14,810.08
Rutland City	Trolley Barn Square - JA Russell		39,793.47			39,793.47
Rutland City	Vermont Achievement Center		2,169.10			2,169.10
Rutland City	Wendy's Restaurant		29,272.01			29,272.01
Rutland City	West St. Corner Store (was Dart Mart II)		30,307.39			30,307.39
Rutland City	West Street Mobil		267,476.83			267,476.83
Rutland Town	Consolidated Freight		22,617.93			22,617.93
Rutland Town	Flory Plaza		3,054.94			3,054.94
Rutland Town	Fuel Stop		726,617.10			726,617.10
Rutland Town	Granite Group Property (former Mal Tool)		4,633.56			4,633.56
Rutland Town	Kelly Residence		29,153.28			29,153.28
Rutland Town	Mall Mobil		26,076.11			26,076.11
Rutland Town	Rosen and Berger Salvage	1,343.81				1,343.81
Rutland Town	Route 4 Jolley		15,027.42			15,027.42
Ryegate	Ryegate Associates		2,500.00			2,500.00
Saint Albans City	AmCare Ambulance former McEnany's Valco		6,540.57			6,540.57
Saint Albans City	Americanadian property		8,734.24			8,734.24
Saint Albans City	Carlson Residence		4,541.01			4,541.01
Saint Albans City	Clarence Brown Aldis Street Bulk Plant		12,007.09			12,007.09
Saint Albans City	Clarence Brown Inc.		422,722.83			422,722.83
Saint Albans City	Cobb Auto		1,084.89			1,084.89
Saint Albans City	Courthouse		130.00			130.00
Saint Albans City	D P W Garage		57,297.95			57,297.95
Saint Albans City	Grand Union Shopping Plaza		3,010.26			3,010.26
Saint Albans City	Handy Dodge Toyota		76,290.18			76,290.18
Saint Albans City	Hood Dairy		1,809.58			1,809.58
Saint Albans City	J&L Service Center		215,223.65			215,223.65
Saint Albans City	Jim Smith Sr Residence		2,251.01			2,251.01
Saint Albans City	Joe Miller Gulf		72,285.28			72,285.28
Saint Albans City	Lake Street Texaco (Getty)		42,785.12			42,785.12
Saint Albans City	Leblancs Citgo		206,947.20			206,947.20
Saint Albans City	Mac's Quick Stop		36,475.15			36,475.15
Saint Albans City	Maquam Shore Market		485,140.83			485,140.83
Saint Albans City	Mobil North		28,272.61			28,272.61
Saint Albans City	North Main Exxon		13,226.05			13,226.05
Saint Albans City	Office Quarters	438.17	199,437.14			199,875.31
Saint Albans City	Pizzagalli (former CVPS) - St. Albans		8,418.48			8,418.48
Saint Albans City	R L Vallee Bulk Plant		20,787.35			20,787.35
Saint Albans City	S B Collins Bulk Facility		111,595.92			111,595.92
Saint Albans City	S. Main St Grocery		111,011.56			111,011.56

Attachment 2A
Expenditures by Site - All Years Through June 2021
Motor Fuel

Site Location	PCF Site Name	PCF - 3rd Party	Remediation	UST Assistance	UST Loans	Grand Total
Saint Albans City	St Albans Colonial Mart		19,718.32			19,718.32
Saint Albans City	St Albans Co-op Creamery		113,535.06			113,535.06
Saint Albans City	St Albans Exxon		201,934.97			201,934.97
Saint Albans City	St. Albans Cooperative Creamery #4 UST		9,619.00			9,619.00
Saint Albans City	St. Albans Go Go (former Lesters)		91,222.43			91,222.43
Saint Albans City	State Police Barracks		33,399.15			33,399.15
Saint Albans City	Superior Muffler/Mobil		53,438.60			53,438.60
Saint Albans City	The Bay Store	17,652.20	512,582.52			530,234.72
Saint Albans City	Wagon Wheel Truck Plaza		27,737.16			27,737.16
Saint Johnsbury	Brown Electric		11,632.25			11,632.25
Saint Johnsbury	CN Brown		31,383.96			31,383.96
Saint Johnsbury	Cumberland Farms #4012		29,644.13			29,644.13
Saint Johnsbury	Discount Motors		16,935.96			16,935.96
Saint Johnsbury	E H V Weidmann		52,390.63			52,390.63
Saint Johnsbury	Former Briggs Residence		5,709.90			5,709.90
Saint Johnsbury	Former Lewis Oil Bulk Facility		1,923.15			1,923.15
Saint Johnsbury	Former Portland Street Mini Mart		573,120.95			573,120.95
Saint Johnsbury	former Sears Building		15,010.35			15,010.35
Saint Johnsbury	former South Main Accessories		2,834.00			2,834.00
Saint Johnsbury	former St Johnsbury House		7,600.86			7,600.86
Saint Johnsbury	Go Go Mini Mart		2,760.03			2,760.03
Saint Johnsbury	Gold Crown Lanes		4,161.72			4,161.72
Saint Johnsbury	Gossco Inc (Goss Tire)		89,241.80			89,241.80
Saint Johnsbury	Green Mountain Electric Supply		31,951.55			31,951.55
Saint Johnsbury	KFC - Former Quality Motors		9,885.87			9,885.87
Saint Johnsbury	Kingdom Animal Shelter		20,725.95			20,725.95
Saint Johnsbury	Laperle Property		3,907.53			3,907.53
Saint Johnsbury	Lewis Oil Company		141,379.93			141,379.93
Saint Johnsbury	Menut & Parks		14,553.28			14,553.28
Saint Johnsbury	Northeast Collision Center		40,020.54			40,020.54
Saint Johnsbury	Northern Petroleum - St J	270.36	167,070.22			167,340.58
Saint Johnsbury	Northern Petroleum Bulk Facility		171,308.68			171,308.68
Saint Johnsbury	Palmer's Dry Cleaners		2,570.22			2,570.22
Saint Johnsbury	Portland Street School		5,950.04			5,950.04
Saint Johnsbury	Portland Street Valero (Bedards Mobil)		416,001.87			416,001.87
Saint Johnsbury	Railroad St Texaco		12,373.33			12,373.33
Saint Johnsbury	Rent Way		3,263.55			3,263.55
Saint Johnsbury	River Street Homes		7,030.50			7,030.50
Saint Johnsbury	Rods Mobil	1,752.18	408,769.73			410,521.91
Saint Johnsbury	St Johnsbury Irving - Western Ave		40,357.95			40,357.95
Saint Johnsbury	St. Johnsbury Subaru (former)		10,315.33			10,315.33
Saint Johnsbury	Vinton Motors		16,072.68			16,072.68
Saint Johnsbury	VT N E Regional Library		1,960.14			1,960.14
Saint Johnsbury	Windshield World		78,672.12			78,672.12
Saint Johnsbury	Yankee Traveler Motel		7,989.92			7,989.92
Saint Johnsbury	Yerkes Property	8,721.05	15,078.20			23,799.25
Shaftsbury	Laplaca Property		22,875.23			22,875.23
Sharon	former Prouty & Miller Lumber Yard		4,682.97			4,682.97
Shelburne	216 Webster Rd (Williams Bovat)		456,026.19			456,026.19
Shelburne	Fisher Trucking		14,761.65			14,761.65
Shelburne	Foley Residence		1,583.50			1,583.50
Shelburne	Green Mountain Kenworth		2,061.81			2,061.81
Shelburne	Kwiniaska Golf Club		1,367.55			1,367.55
Shelburne	Lattell Residence		6,278.92			6,278.92
Shelburne	Leibowitz Property		9,121.30			9,121.30
Shelburne	O'Brien Farm		8,827.78			8,827.78
Shelburne	Rays Citgo (former)		21,299.44			21,299.44
Shelburne	Rich residence		3,319.00			3,319.00
Shelburne	Samuel Abel		6,522.74			6,522.74
Shelburne	Shelburne Corp		104,251.10			104,251.10
Shelburne	Shelburne Inn		23,761.95			23,761.95
Shelburne	Shelburne Library		23,751.67			23,751.67
Shelburne	Sledrunner Properties LLC		6,082.04			6,082.04
Shelburne	Spillanes Servicenter	20,352.50	485,398.32			505,750.82

Attachment 2A
Expenditures by Site - All Years Through June 2021
Motor Fuel

Site Location	PCF Site Name	PCF - 3rd Party	Remediation	UST Assistance	UST Loans	Grand Total
Sheldon	Bourdeau Brothers Inc		15,228.10			15,228.10
Sheldon	Lee Residence		5,809.05			5,809.05
Sheldon	Pauline's (formerly Marge's) Quick Stop		35,863.16			35,863.16
Sheldon	Sheldon Mini Mart	15,207.11	22,393.82			37,600.93
Shoreham	Audette Farm (residence)		22,362.30			22,362.30
Shoreham	Former Herbs' Corner Store		38,195.09			38,195.09
Shoreham	Johannessen Residence		696.25			696.25
Shoreham	Shoreham Service Center		16,344.37			16,344.37
Shoreham	Shoreham Telephone Company		78,403.64			78,403.64
Shoreham	Valley Garage		135,853.86			135,853.86
Shrewsbury	John Stewart And Son		6,522.84			6,522.84
Shrewsbury	Shrewsbury Mountain School		1,334.42			1,334.42
South Burlington	1525 Shelburne Rd/Pomerleau Real Estate		19,287.02			19,287.02
South Burlington	Airport Mobil		220,367.30			220,367.30
South Burlington	Allen Brook Group Home		14,230.30			14,230.30
South Burlington	Ben Franklin/Seaway Carwash		23,946.83			23,946.83
South Burlington	Bournes Service Center		9,063.30			9,063.30
South Burlington	Burlington International Airport		4,273.07			4,273.07
South Burlington	Canoe Imports (former Nissan Bakery)		15,831.02			15,831.02
South Burlington	Champlain Oil Co. Warehouse		8,316.30			8,316.30
South Burlington	Champlain Valley Sunoco		28,966.50			28,966.50
South Burlington	D B I Industries		9,977.82			9,977.82
South Burlington	Dattilios Sunoco		59,534.34			59,534.34
South Burlington	Dolans Variety		25,845.43			25,845.43
South Burlington	Dubois Property		42,747.73			42,747.73
South Burlington	Farrell Distributing Corp		18,649.62			18,649.62
South Burlington	Fassett's Bakery		112,054.73			112,054.73
South Burlington	Former Alco Equipment Building		1,697.35			1,697.35
South Burlington	Former Perrys Fish Market		17,474.83			17,474.83
South Burlington	Former South Burlington Police Dept		37,912.28			37,912.28
South Burlington	Gracey's Store		74,531.95			74,531.95
South Burlington	Hameline Residence		4,666.59			4,666.59
South Burlington	Heindel and Noyes Office		2,301.83			2,301.83
South Burlington	Heritage Ford (formerly Nordic Ford)		36,533.71			36,533.71
South Burlington	Hertz Rent A Car/National Car		100,733.98			100,733.98
South Burlington	Hoechner/Shelburne Road Gulf		314,418.59			314,418.59
South Burlington	Interstate Shell		49,621.00			49,621.00
South Burlington	Kaigles Citgo		99,888.44			99,888.44
South Burlington	Kaigles Small Citgo		6,385.05			6,385.05
South Burlington	Kennedy Drive Mobil		20,752.82			20,752.82
South Burlington	Lake Buick		13,724.46			13,724.46
South Burlington	Liberty Inn and Suites		30,000.00			30,000.00
South Burlington	Mobil (South) Short Stop		69,926.66			69,926.66
South Burlington	Mountain View Mitsubishi		37,576.03			37,576.03
South Burlington	Munson Earth Moving Corp		123,962.46			123,962.46
South Burlington	Nordic Ford		8,429.92			8,429.92
South Burlington	Pacific Gas	8,796.32	96,960.50			105,756.82
South Burlington	Pepsi Cola Co		47,966.88			47,966.88
South Burlington	Rocheleau Property	278.00	0.00			278.00
South Burlington	Shearer Audi		16,817.34			16,817.34
South Burlington	Shearer Chevrolet		36,593.38			36,593.38
South Burlington	Shelburne Road Mobil - North	13,449.84	631,011.94			644,461.78
South Burlington	Shelburne Road Texaco	340.00	169,476.16			169,816.16
South Burlington	Shelburne Road Variety		378,250.36			378,250.36
South Burlington	Sherwin-Williams Plaza	9.85				9.85
South Burlington	Simon's Shelburne Road Gulf		46,447.56			46,447.56
South Burlington	Skiff Residence		1,950.15			1,950.15
South Burlington	South Burlington High School		3,110.07			3,110.07
South Burlington	South Burlington Street Dept		25,532.55			25,532.55
South Burlington	Staples Plaza		10,150.61			10,150.61
South Burlington	University Inn		500.43			500.43
South Burlington	U-Save Beverage		21,520.07			21,520.07
South Burlington	UVM Entomology Lab		3,712.77			3,712.77
South Burlington	Whitmore Property		5,129.28			5,129.28

Attachment 2A
Expenditures by Site - All Years Through June 2021
Motor Fuel

Site Location	PCF Site Name	PCF - 3rd Party	Remediation	UST Assistance	UST Loans	Grand Total
South Burlington	Williston Rd Mobil - 811		283,717.71			283,717.71
South Burlington	Williston Road Citgo - Dave's Citgo	11,083.44	458,178.48			469,261.92
South Burlington	Williston Road Mobil - 1314		60,812.88			60,812.88
South Hero	Cornerstone Market		77,895.22			77,895.22
South Hero	Fomer Wilder Farm		9,089.70			9,089.70
South Hero	Keeler Bay Variety		8,580.72			8,580.72
South Hero	Midway Oil	178.50	257,335.16			257,513.66
South Hero	South Hero Grocery		37,185.47			37,185.47
Springfield	Bobs' Sunoco		47,930.69			47,930.69
Springfield	Bosley Residence		764.50			764.50
Springfield	Daniel Lewis residence		18,138.03			18,138.03
Springfield	Dufresne-Henry (former)		4,044.08			4,044.08
Springfield	Elks Club		1,216.70			1,216.70
Springfield	Food Stop	2,773.57	68,440.10			71,213.67
Springfield	Former Idelnot Dairy		31,134.71			31,134.71
Springfield	Go Go Gas - Springfield		642,310.40			642,310.40
Springfield	Grampys Travel Center		97,521.77			97,521.77
Springfield	Harmer Residence		9,949.72			9,949.72
Springfield	Hartness Ave. Bulk Plant		157,135.88			157,135.88
Springfield	Jasinski Estate		5,560.08			5,560.08
Springfield	Jiffy Mart Citgo		93,642.59			93,642.59
Springfield	Joes Discount Beverage		2,392.30			2,392.30
Springfield	Jones And Lamson		69,608.55			69,608.55
Springfield	Kangas Residence		19,546.28			19,546.28
Springfield	Lovejoy Tool		4,906.72			4,906.72
Springfield	Midway Petroleum Products	2,773.57				2,773.57
Springfield	Midway Petroleum/Johnson & Dix	163.50	121,476.49			121,639.99
Springfield	Mitroff Residence		0.00			0.00
Springfield	Riverside Middle School		2,372.18			2,372.18
Springfield	Springfield Family Center		7,521.58			7,521.58
Springfield	Springfield Fire Dept		47,269.74			47,269.74
Springfield	Springfield Parent/Child Center		4,292.95			4,292.95
Springfield	Springfield Recycling Center		62,902.47			62,902.47
Springfield	Springfield Redemption Center	31,403.54	18,727.51			50,131.05
Springfield	Springfield Terminal Railway		4,234.35			4,234.35
Springfield	Thompson Residence		280.00			280.00
Springfield	Windy Hill Mobile Park		996.42			996.42
Starksboro	Chamberlain Property		5,916.44			5,916.44
Starksboro	Keith Smeil Residence		25,489.25			25,489.25
Starksboro	Michaud Residence		2,086.99			2,086.99
Starksboro	Rheaume Residence		15,285.98			15,285.98
Starksboro	Starksboro Country Store		6,835.71			6,835.71
Starksboro	Tracey Pecore		3,687.50			3,687.50
Stowe	Auchincloss Residence		4,786.59			4,786.59
Stowe	Bourne's Service Center		18,232.50			18,232.50
Stowe	Coughlan Residence		5,397.79			5,397.79
Stowe	Crawford Residence		2,001.07			2,001.07
Stowe	Dave's Mobil	1,857.76	18,610.81			20,468.57
Stowe	David Partridge Residence		0.00			0.00
Stowe	Dowling Residence	684.90	1,978.10			2,663.00
Stowe	former Sungardens Greenhouse		9,034.01			9,034.01
Stowe	Fosters Place		5,822.27			5,822.27
Stowe	Foster's Place		8,210.90			8,210.90
Stowe	Garret Residence		956.35			956.35
Stowe	Griffiths Residence		540.72			540.72
Stowe	Moran Residence	1,200.28	0.00			1,200.28
Stowe	Mt Mansfield Garage	208,444.29	625,877.27			834,321.56
Stowe	Nelson Residence		1,277.43			1,277.43
Stowe	Notchbrook Condominiums		28,443.66			28,443.66
Stowe	Patridge Residence		453.25			453.25
Stowe	Peterson Brook Farm		10,528.86			10,528.86
Stowe	Rivera Residence		2,049.37			2,049.37
Stowe	Stowe Auto	1,857.77	410,138.22			411,995.99
Stowe	Stowe Car Wash	1,495.20	292,330.42			293,825.62

Attachment 2A
Expenditures by Site - All Years Through June 2021
Motor Fuel

Site Location	PCF Site Name	PCF - 3rd Party	Remediation	UST Assistance	UST Loans	Grand Total
Stowe	Stowe Hardware		5,341.49			5,341.49
Stowe	Stowe Mountain Resort		3,944.20			3,944.20
Stowe	Sunny Spruce Tank		10,481.18			10,481.18
Stowe	Sweet And Burt Bulk Facility		11,190.42			11,190.42
Stowe	Town of Stowe - Electric Garage		16,360.87			16,360.87
Stowe	Wehe Residence		10,208.92			10,208.92
Stowe	WVNY - TV		6,707.91			6,707.91
Strafford	Coburn's Store		474,792.38			474,792.38
Strafford	Strafford Town Garage	5,039.15	16,905.78			21,944.93
Stratton	Stratton Mountain Maintenance Facility		49,988.31			49,988.31
Stratton	Stratton Mtn - Sun Bowl Area		3,500.41			3,500.41
Stratton	Stratton Town Garage		166.14			166.14
Sutton	King George Ranch		70,800.71			70,800.71
Swanton	12 Lake Street		0.00			0.00
Swanton	6 and 8 Platt St (former Brooks Feed)		2,985.03			2,985.03
Swanton	A G Anderson		10,616.07			10,616.07
Swanton	A R Sandri		62,400.62			62,400.62
Swanton	Cota's Sunoco		33,635.77			33,635.77
Swanton	Dave's Quik Stop		64,088.41			64,088.41
Swanton	Dulude Property		6,076.68			6,076.68
Swanton	E J Barrette Ford		159,905.63			159,905.63
Swanton	Former Rillo Residence	8,259.93	23,170.04			31,429.97
Swanton	Former Swanton Car Wash		23,935.83			23,935.83
Swanton	Grand Avenue Enterprises		29,323.46			29,323.46
Swanton	Massey's, S B Collins	5,330.35	201,806.56			207,136.91
Swanton	North Country Cycle		6,382.26			6,382.26
Swanton	Swanton Bait And Tackle		177,050.38			177,050.38
Swanton	Swanton Gulf		9,894.25			9,894.25
Swanton	Swanton Mobil / Bovat Texaco		64,750.99			64,750.99
Swanton	Vt Precision Tools		5,819.91			5,819.91
Swanton	Webb's Getty	4,579.70	385,998.58			390,578.28
Thetford	Foam Tech Inc		2,725.94			2,725.94
Thetford	former Bakers Store		60,709.32			60,709.32
Thetford	Thetford Elementary School		4,677.73			4,677.73
Thetford	Thetford Village Store		725.95			725.95
Topsham	Elias Howes Residence		0.00			0.00
Topsham	Limlaw Pulpwood		9,866.77			9,866.77
Topsham	Topsham Telephone Company		27,093.49			27,093.49
Topsham	Waits River General Store		2,807.67			2,807.67
Topsham	West Topsham Country Store		3,401.42			3,401.42
Townshend	Bristol Residence	31,030.14	9,336.48			40,366.62
Townshend	Victoria Residence		5,862.06			5,862.06
Troy	Barnett's Oil Bulk Facility		3,946.49			3,946.49
Troy	First and Last Border Stop (former BJs)		216,824.24			216,824.24
Troy	Four Corners Mini Mart		36,424.90			36,424.90
Troy	Hamelin Property		78,566.92			78,566.92
Troy	La Libertys' Trucking		16,016.54			16,016.54
Troy	Yeskoo Residence		1,214.70			1,214.70
Underhill	Village Service And Auto		9,672.67			9,672.67
Underhill	Wells Country Store	4,501.09	236,032.78			240,533.87
Vergennes	A & D Automotive		1,248.70			1,248.70
Vergennes	Addison County Chiropractic (Palmer)		39,519.77			39,519.77
Vergennes	Bub's Barn		72,110.60			72,110.60
Vergennes	Former C J's Citgo (COCO)	2,101.49	83,955.62			86,057.11
Vergennes	former Hannahs Market		11,079.93			11,079.93
Vergennes	Riverside Apartments	14,062.92	368,340.72			382,403.64
Vergennes	Vergennes Variety		20,502.63			20,502.63
Vergennes	Vergennes Waste Water Treatment Plant		4,184.54			4,184.54
Vernon	Former Edsons Gulf	2,050.80	268,912.75			270,963.55
Vernon	Vt Yankee Nuclear Power Station		6,535.00			6,535.00
Vershire	Wards Garage	679.00	137,449.26			138,128.26
Waitsfield	Former Waitsfield Gulf	655.92	29,298.44			29,954.36
Waitsfield	Haps Service Station		280,741.85			280,741.85
Waitsfield	Irasville Country Store		20,570.35			20,570.35

Attachment 2A
Expenditures by Site - All Years Through June 2021
Motor Fuel

Site Location	PCF Site Name	PCF - 3rd Party	Remediation	UST Assistance	UST Loans	Grand Total
Waitsfield	Mad River Valley Ambulance/fmr Bonnettes		35,445.11			35,445.11
Waitsfield	Mehuron Drive	1,590.52	8,993.50			10,584.02
Waitsfield	N/A	2,188.54				2,188.54
Waitsfield	Village Grocery	122,306.51	832,219.39			954,525.90
Waitsfield	Wait Farm Inn		22,415.78			22,415.78
Waitsfield	Waitsfield Town Offices/Joslin Library		2,754.84			2,754.84
Walden	Hooker Residence		14,710.74			14,710.74
Walden	Town Of Walden		350.00			350.00
Walden	Walden General Store	229.00	3,521.73			3,750.73
Wallingford	F.W. Whitcomb		104,053.53			104,053.53
Wallingford	Mac's Market		8,396.37			8,396.37
Wallingford	Mac's Market Wallingford		818.17			818.17
Wallingford	Wallingford Sawmill		4,780.00			4,780.00
Wardsboro	Arms and Wardsboro Stores		145,300.33			145,300.33
Warren	Cohen Residence (formerly Wortman)	70.55	7,984.15			8,054.70
Warren	Mac's Auto (formerly Kingsbury)		6,572.61			6,572.61
Warren	Sugarbush South		267,609.92			267,609.92
Washington	Lyles Superette	26,476.62	163,349.81			189,826.43
Waterbury	Best Western Waterbury		2,282.36			2,282.36
Waterbury	Bourne's Energy Waterbury Bulk Plant		22,724.39			22,724.39
Waterbury	Caforia Market		47,361.11			47,361.11
Waterbury	Champlain Farms		2,446.00			2,446.00
Waterbury	East Wind Supply Well		7,607.51			7,607.51
Waterbury	Flanders Residence		4,070.30			4,070.30
Waterbury	Northfield Savings Bank	3,776.25	48,986.66			52,762.91
Waterbury	Park Street Well		48,517.11			48,517.11
Waterbury	Snow Valley Sunoco		60,882.24			60,882.24
Waterbury	Upper Valley Produce		3,828.08			3,828.08
Waterbury	Village Garage	6,740.00	374,538.57			381,278.57
Waterford	Calco, Incorporated		2,092.26			2,092.26
Waterford	Classen's Crane Service	1,617.84	72,742.81			74,360.65
Waterford	Garry Residence		3,820.85			3,820.85
Waterville	former gas station		76,768.18			76,768.18
Waterville	Waterville FD #1 VOCs	91,660.84	850,905.34			942,566.18
Waterville	Waterville Garage		55.38			55.38
Waterville	Waterville Wells		240.00			240.00
Weathersfield	Ascutney Citgo		385,255.02			385,255.02
Weathersfield	Ascutney Sunoco		120,443.76			120,443.76
Weathersfield	Exit 8 Mobil		354,723.37			354,723.37
Weathersfield	Hodgdon Brothers	133.20	866.88			1,000.08
Weathersfield	Perkinsville Community Church		4,176.75			4,176.75
Weathersfield	Weathersfield Town Garage	9,128.86	148,167.50			157,296.36
Wells	Rosen Residence		4,008.65			4,008.65
West Fairlee	Roadside		609.00			609.00
West Rutland	Ed Mcgann's Mobil		148,151.53			148,151.53
West Rutland	Patches Petroleum		24,912.65			24,912.65
West Rutland	Sports West		203,061.41			203,061.41
West Rutland	Springer Residence		25,000.00			25,000.00
West Windsor	Ascutney Base Lodge		1,291.86			1,291.86
West Windsor	Koerner Residence	4,835.60	0.00			4,835.60
West Windsor	Mt. Ascutney Maintenance Garage/Ski Area		2,824.56			2,824.56
Westfield	Crane Residence		550.24			550.24
Westfield	Meunier's/Westfield Garage		42,025.97			42,025.97
Westford	Bartlau Residence		6,693.72			6,693.72
Westford	Lafountain Residence	1,278.76				1,278.76
Westford	Westford Market	1,194.79				1,194.79
Westminster	Durand Toyota		8,378.85			8,378.85
Westminster	John's Car Care		6,229.20			6,229.20
Westminster	N/A		30,624.25			30,624.25
Westmore	Millbrook Store		6,164.91			6,164.91
Weston	Decell (Meyers) Residence	0.00	7,216.18			7,216.18
Weston	James Farrar Residence		1,875.00			1,875.00
Weston	Travis Residence		7,502.35			7,502.35
Weston	Via Residence		3,441.51			3,441.51

Attachment 2A
Expenditures by Site - All Years Through June 2021
Motor Fuel

Site Location	PCF Site Name	PCF - 3rd Party	Remediation	UST Assistance	UST Loans	Grand Total
Weston	Weston Marketplace		99,196.41			99,196.41
Weybridge	Axinn Trust		1,827.75			1,827.75
Weybridge	Gibb Residence		72,736.44			72,736.44
Wheelock	Wheelock Village Store		582,954.83			582,954.83
Whiting	75 & 79 South Main Street		95,223.39			95,223.39
Whiting	Whiting Country Store		298,094.27			298,094.27
Whiting	Why Not Farms Inc # 2		15,171.77			15,171.77
Whitingham	Bartletts Construction		6,214.05			6,214.05
Whitingham	Village Sunoco		5,526.14			5,526.14
Whitingham	Whitingham Country Store	7,790.00	15,162.94			22,952.94
Williamstown	Pump & Pantry		10,415.10			10,415.10
Williamstown	Pump and Pantry		5,595.75			5,595.75
Williamstown	Unifirst Corporation		344.60			344.60
Williamstown	VTrans Williamstown		8,626.95			8,626.95
Williston	*Commerce Street Plume		23.68			23.68
Williston	Alden Bryan Residence		2,278.00			2,278.00
Williston	Bouffard Residence		3,320.86			3,320.86
Williston	Catamount Family Center		15,279.33			15,279.33
Williston	Clarks Williston Sunoco		13,133.56			13,133.56
Williston	Essex Junction Agway		10,564.88			10,564.88
Williston	Former Dave's Automotive		4,723.48			4,723.48
Williston	Imported Car Center		35,658.31			35,658.31
Williston	Judge Development		74,742.77			74,742.77
Williston	Kelly Ellinger Property		11,104.51			11,104.51
Williston	Korner Kwik Stop		60,398.68			60,398.68
Williston	Labounty Residence		3,583.81			3,583.81
Williston	Land Air Express		4,762.97			4,762.97
Williston	O Briens Farm		2,109.51			2,109.51
Williston	O'Brien's Town & Country Store		8,221.76			8,221.76
Williston	Taft Corners Short Stop	0.00	210,864.01			210,864.01
Williston	Williston Country Club		16,453.88			16,453.88
Wilmington	Avalon Motel		12,596.00			12,596.00
Wilmington	Becker Property		4,608.10			4,608.10
Wilmington	Walowit Residence		4,854.14			4,854.14
Wilmington	Wilmington Mobil		2,890.73			2,890.73
Wilmington	Wilmington Sunoco		176,668.35			176,668.35
Windsor	18 Central St. (former Lemire Property)	5,803.08	65,395.83			71,198.91
Windsor	65 State St	13,225.99	981.75			14,207.74
Windsor	Armory Square Apartments		11,209.52			11,209.52
Windsor	Beatrice Gibbs Residence		5,075.00			5,075.00
Windsor	Brown Farm	39.55				39.55
Windsor	Browns Sales And Service		244,685.74			244,685.74
Windsor	Brownsville General Store		13,571.90			13,571.90
Windsor	Connecticut River	4,940.60				4,940.60
Windsor	Cumberland Farms #4005		6,315.02			6,315.02
Windsor	Former Quick Stop		8,292.86			8,292.86
Windsor	Former State Prison/Windsor School		358.94			358.94
Windsor	Kathy Goodrow Residence		3,221.23			3,221.23
Windsor	Largay Residence		2,713.87			2,713.87
Windsor	Mascoma Savings bank		544.17			544.17
Windsor	Parcel 130015 Town of Windsor		35,045.18			35,045.18
Windsor	Windsor Bike Shop		9,074.30			9,074.30
Windsor	Windsor Texaco		5,960.83			5,960.83
Winhall	Grampys Corner Store		279,496.55			279,496.55
Winhall	Kitchin Residence		2,567.63			2,567.63
Winhall	McGinley Property		6,380.31			6,380.31
Winhall	Steve Lustgarten residence		8,812.20			8,812.20
Winhall	Stones Lodge		2,748.36			2,748.36
Winhall	Stratton Mtn Golf Maintainace Center		10,622.51			10,622.51
Winooski	Dufresne Service Center	24.55	52,615.58			52,640.13
Winooski	former Grand Union Plaza		55,983.09			55,983.09
Winooski	former Sniders Auto Center		13,061.52			13,061.52
Winooski	Go Go Gas - Winooski		405,161.39			405,161.39
Winooski	K And L Quick Stop (Champlain Oil)		88,844.81			88,844.81

Attachment 2A
Expenditures by Site - All Years Through June 2021
Motor Fuel

Site Location	PCF Site Name	PCF - 3rd Party	Remediation	UST Assistance	UST Loans	Grand Total
Winooski	Kwon Residence		16,572.80			16,572.80
Winooski	Simon's Winooski (McLaughlins Garage)		85,027.84			85,027.84
Winooski	St Francis Church		8,711.66			8,711.66
Winooski	Wiggens Concrete		4,452.02			4,452.02
Winooski	Winooski Auto		85,597.01			85,597.01
Winooski	Winooski Exxon		650,155.84			650,155.84
Wolcott	Wolcott Store	54,223.02	181,091.44			235,314.46
Woodbury	Payette Residence		7,363.25			7,363.25
Woodbury	Shatneys' Garage		10,387.53			10,387.53
Woodbury	Woodbury Country Store		73,396.66			73,396.66
Woodford	O'Neil Property		280.00			280.00
Woodstock	A & B Motors		107,162.86			107,162.86
Woodstock	Archer House		5,937.60			5,937.60
Woodstock	Blake Hill Condos		36,662.14			36,662.14
Woodstock	Casselli Residence		2,266.80			2,266.80
Woodstock	Cumberland Farms #4008	195.24	61,196.00			61,391.24
Woodstock	Ely Residence		6,079.91			6,079.91
Woodstock	F.A. Richmond Ford		22,830.35			22,830.35
Woodstock	former A and B Motors		7,847.15			7,847.15
Woodstock	Former Johnson and Dix Bulk Facility	130.00	29,483.83			29,613.83
Woodstock	Gerrish Motors (Woodstock East)		0.00			0.00
Woodstock	Grew Residence		5,575.60			5,575.60
Woodstock	Hathorn Hill Condo Unit #1 & #2		23,470.12			23,470.12
Woodstock	Norman Williams Library		11,252.47			11,252.47
Woodstock	Richmond Gulf		99,263.07			99,263.07
Woodstock	S. Woodstock Country Store		1,490.16			1,490.16
Woodstock	Thompsons Garage	1,151.47	310,453.90			311,605.37
Woodstock	Willis Property		2,786.68			2,786.68
Woodstock	Woodstock Elementary School		358,361.00			358,361.00
Woodstock	Woodstock Town Garage		7,897.90			7,897.90
Worcester	L B J Market		4,670.25			4,670.25
Worcester	Morse Residence (former commercial site)	16.60	31,852.71			31,869.31
Statewide	Admin	35.00	4,870,084.41		0.00	4,870,119.41
Statewide	Credit Card Fees		204.82		323.51	528.33
Statewide	H580GRANTS			287,012.56		287,012.56
Statewide	Loan				12,440,921.42	12,440,921.42
Statewide	Sec. 1926 Sites		172,059.66			172,059.66
Grand Total		7,643,598.70	109,271,909.36	287,012.56	12,441,244.93	129,643,765.55

Attachment 2B
Expenditures by Site - July 2020 Through June 2021
Motor Fuel

Site Location	PCF Site Name	PCF - 3rd Party	Remediation	UST Loans	Grand Total
Addison	West Addison General Store		2,283.25		2,283.25
Albany	Albany General Store		29,792.33		29,792.33
Alburgh	Alburg Sunoco		3,953.65		3,953.65
Alburgh	Crossroads Mobil		10,868.81		10,868.81
Alburgh	Medor Bulk Plant		2,777.64		2,777.64
Arlington	Arlington P.O., former LMC Service Ctr.		4,316.35		4,316.35
Barnard	Barnard General Store		6,706.27		6,706.27
Barnet	Websters Store		4,127.19		4,127.19
Barnet	West Barnet Garage		2,621.80		2,621.80
Barnet	West Barnet General Store		3,031.62		3,031.62
Barre City	Atlantic		3,392.13		3,392.13
Barre City	Barre Jiffy Mart		5,961.32		5,961.32
Barre City	former James Dente property		5,129.76		5,129.76
Barre City	Irving Oil Bulk Plant		19,443.16		19,443.16
Barre City	LLEDNEW,Inc		2,989.75		2,989.75
Barre City	McGoffs Sunoco		8,128.16		8,128.16
Barre City	North End Deli 114 BE4		2,318.51		2,318.51
Barre City	Stone's Service Center	664.43	27,572.43		28,236.86
Barre Town	Cameron's Garage		3,669.00		3,669.00
Barre Town	Reynolds And Son Property	2,681.45	8,314.26		10,995.71
Barton	Butlers Bus Service		5,455.75		5,455.75
Barton	Orleans One Stop Mini Mart #298		10,377.17		10,377.17
Belvidere	Tallmans Store		4,134.70		4,134.70
Bennington	Former Daniel Fager's Facility		2,718.61		2,718.61
Bennington	Morse Block		1,716.70		1,716.70
Bennington	Sage City Syndicate		1,499.65		1,499.65
Bennington	Willow Road Garage (Town of Bennington)		1,583.50		1,583.50
Berkshire	Bullis's Garage		10,115.77		10,115.77
Berkshire	Johnston Residence		28,384.88		28,384.88
Berkshire	Saint's Quick Stop		2,747.60		2,747.60
Berlin	Berlin Mobil Short Stop		3,204.02		3,204.02
Berlin	Former Capital Chrysler		2,381.49		2,381.49
Berlin	Maplewoods Store		4,883.53		4,883.53
Bolton	Bolton Peak Maintenance		2,180.44		2,180.44
Bradford	Bradford Oil Storage Facility		9,784.00		9,784.00
Brandon	Brandon Exxon		14,596.92		14,596.92
Brandon	Otter Valley Union High School		197.50		197.50
Brandon	Wheldon Coal		2,242.50		2,242.50
Brattleboro	Canal Street - Rice Oil		2,456.94		2,456.94
Brattleboro	Fleming Oil		2,297.30		2,297.30
Brattleboro	High Street		1,501.00		1,501.00
Brattleboro	Putney Rd - Rice Oil		3,043.94		3,043.94
Bridport	Boise's Citgo Mini Mart		5,838.61		5,838.61
Bridport	Pratt's Store		21,799.70		21,799.70
Brighton	Brighton Garage		4,103.00		4,103.00
Brighton	Former Service Station #1143		8,931.68		8,931.68
Burke	Burke Mountain Academy		1,382.83		1,382.83
Burlington	405 Pine Street		9,552.53		9,552.53
Burlington	Battery Street Extension		5,444.73		5,444.73
Burlington	Century 21 - Former Texaco		5,821.88		5,821.88
Burlington	Champlain Farms Sunoco 60-B6		22,012.23		22,012.23
Burlington	Ethan Allen Mobil		7,729.27		7,729.27
Burlington	Former Soda Plant		1.00		1.00
Burlington	Handy's Texaco		17,640.30		17,640.30
Burlington	North Beach Maintenance Facility		1,813.80		1,813.80
Burlington	Simon's Downtown Quick Stop		22,148.96		22,148.96

Attachment 2B
Expenditures by Site - July 2020 Through June 2021
Motor Fuel

Site Location	PCF Site Name	PCF - 3rd Party	Remediation	UST Loans	Grand Total
Burlington	Spillanes Petco		2,481.63		2,481.63
Burlington	Wesco Oil - Former Rotary Gulf	36,609.70	1,906.00		38,515.70
Burlington	Young Residence		2,168.53		2,168.53
Cabot	Dereks Country Store	739.87			739.87
Calais	East Calais Store		5,164.24		5,164.24
Cambridge	Cambridge Service Center		46,425.78		46,425.78
Canaan	Noyes Express		9,347.32		9,347.32
Castleton	Hutchin And White Fuels		825.00		825.00
Charleston	Lynwood Crown Farm		1,185.00		1,185.00
Charlotte	Spears Service Center		9,801.38		9,801.38
Chittenden	Wooden Barrel Country Store		4,050.65		4,050.65
Clarendon	Judy & Jorgy's	2,451.44	435.79		2,887.23
Colchester	Champlain Chiropractic		24,202.57		24,202.57
Colchester	Hilltop Texaco		1,370.00		1,370.00
Colchester	Mary's Market		21,518.82		21,518.82
Colchester	St Michaels College - Senior Hall		2,223.78		2,223.78
Colchester	Sunny Hollow Quick Stop		9,619.31		9,619.31
Concord	North Concord General Store		493,157.05		493,157.05
Concord	Reeves Well	217.20			217.20
Danville	Dunbar Property		2,489.39		2,489.39
Derby	Derby Line Mainway Irving		2,170.45		2,170.45
Derby	Derby Short Stop Mobil		875.40		875.40
Derby	Dons' Auto		3,895.33		3,895.33
East Montpelier	Dudley's Store	44,213.11			44,213.11
Eden	Eden General Store		2,582.50		2,582.50
Enosburgh	Blouin Brothers Bulk Fuel Facility		3,194.93		3,194.93
Enosburgh	Enosburg Mobil		2,044.63		2,044.63
Essex	Abrams Sunoco		3,002.15		3,002.15
Essex	Essex Center Maverick		10,715.66		10,715.66
Essex	Marvins Market - Former		5,049.71		5,049.71
Essex	Road Res-Q		3,242.05		3,242.05
Essex	Simon's Five Corners (fmr Essex Agway)		30,739.68		30,739.68
Essex Junction	Essex Junction Pocket Park		345.00		345.00
Fairfax	Minors Country Store		1,814.60		1,814.60
Fletcher	Naylor Residence	210.96			210.96
Franklin	Dick Wright Ford		2,006.27		2,006.27
Franklin	Lake Carmi Mobil	7,917.73			7,917.73
Franklin	Pierce Farm		3,518.00		3,518.00
Georgia	Former Georgia (& Gaudette's) Market		1,601.26		1,601.26
Georgia	Georgia Mobil		15,062.16		15,062.16
Grand Isle	Chernesky Property		3,172.80		3,172.80
Granville	Gertrude Harris Property	-7.85			-7.85
Greensboro	Greensboro Garage		627.66		627.66
Hardwick	Center for an Agricultural Economy		13,499.06		13,499.06
Hardwick	Hardwick Motors Inc		2,938.30		2,938.30
Hardwick	Hay's Texaco		5,848.05		5,848.05
Hardwick	House Of Pizza		2,686.20		2,686.20
Hardwick	Jerome Property		6,290.47		6,290.47
Hartford	Crossroads Store		11,017.68		11,017.68
Hartford	Ed's Sunoco		2,400.20		2,400.20
Hartford	Evans Fuel Mart		9,049.28		9,049.28
Hartford	Mowers News Service		20,961.73		20,961.73
Hartford	Steve's Mobil		2,195.55		2,195.55
Hartland	Hartland Water Supplies	973.67			973.67
Highgate	Highgate Village Mobil		2,419.50		2,419.50
Hinesburg	Chittenden South Supervisory District		5,061.56		5,061.56

Attachment 2B
Expenditures by Site - July 2020 Through June 2021
Motor Fuel

Site Location	PCF Site Name	PCF - 3rd Party	Remediation	UST Loans	Grand Total
Hinesburg	Giroux Body Shop		3,903.32		3,903.32
Hinesburg	Hart And Mead Texaco		3,395.71		3,395.71
Hinesburg	Lantman's IGA		13,161.63		13,161.63
Huntington	Jacques Country Store		3,763.35		3,763.35
Hyde Park	Lamoille Union High School		5,958.42		5,958.42
Irasburg	Irasburg General Store		2,328.04		2,328.04
Jamaica	Rawsonville	-13.31			-13.31
Jericho	Chittenden Mills Beverage		3,551.46		3,551.46
Johnson	Bradleys General Store		2,683.20		2,683.20
Johnson	C H Stearns		3,122.00		3,122.00
Killington	Killington Auto Center (former Habro Mob		12,794.85		12,794.85
Killington	Summit Lodge	62,982.04			62,982.04
Leicester	Leicester General Store		8,459.00		8,459.00
Londonderry	Londonderry Citgo	5,410.66	4,938.46		10,349.12
Lyndon	Chamberlain Bus Service		2,108.90		2,108.90
Lyndon	Former Gensburg Property		5,738.06		5,738.06
Lyndon	Jons Automotive		9,967.97		9,967.97
Lyndon	Lyndon Pit Stop Valero (Ville Garage)		5,046.00		5,046.00
Lyndon	Lyndonville Texaco (Nicks Gas & Go)	12,666.53	3,158.51		15,825.04
Manchester	Mac's Manchester		10,227.06		10,227.06
Manchester	Maplefield's - Manchester/Hoard's Mobil		14,005.88		14,005.88
Manchester	Real Sports		4,788.80		4,788.80
Marshfield	Corner Brook Store - Frm Starch Factory		3,513.35		3,513.35
Middlebury	Agway Middlebury		4,168.03		4,168.03
Middlebury	Court Street (Champlain Farms Texaco)		18,623.45		18,623.45
Middlebury	Lackards/Middlebury Mobil		2,273.22		2,273.22
Middlebury	Middlebury Citgo		2,856.56		2,856.56
Middlebury	Middlebury Exxon		3,439.84		3,439.84
Middlebury	Middlebury Mobil		100.00		100.00
Middlebury	Sprague Energy Terminal		32,879.72		32,879.72
Milton	Atlantic Service Station		185.10		185.10
Milton	Former Advanced Towing		2,632.55		2,632.55
Milton	Rowley Fuels		6,915.24		6,915.24
Monkton	Monkton General Store	470.14			470.14
Monkton	Monkton Ridge	1,144.47			1,144.47
Monkton	Parks Farm (former Crossview Farm)		8,362.10		8,362.10
Montgomery	D&D Deli & Redemption (former Cota's)		167.50		167.50
Montgomery	Jolley Montgomery		12,290.45		12,290.45
Montpelier	Bridge Project		21,462.59		21,462.59
Montpelier	Capital Deli (Shell)		97,881.88		97,881.88
Montpelier	Montpelier Jiffy Mart		29,337.08		29,337.08
Montpelier	Parker Quik Stop		3,028.00		3,028.00
Montpelier	Simon's Montpelier (Frmr Bob's Deli)		4,050.00		4,050.00
Montpelier	Walker Motors Ford		2,326.04		2,326.04
Moretown	Moretown General Store		3,770.30		3,770.30
Moretown	Zschau Residence		4,148.45		4,148.45
Morristown	Bourne's Bulk Plant		2,310.50		2,310.50
Mount Tabor	McLellans Garage		2,734.65		2,734.65
New Haven	New Haven Mobil/formerly MacIntyre Fuels	12,422.08			12,422.08
Newbury	Jiffy Mart - Wells River		180.00		180.00
Newfane	Newfane Service Center	126.00	160.00		286.00
Newport City	Fred's Plumbing & Heating/D&C Transport		20,014.28		20,014.28
Newport City	Jimmy's Quick Stop		816.08		816.08
Newport City	Maplefields Newport (frmr One Stop MM)		2,389.13		2,389.13
Newport Town	former Country Emporium		20,151.60		20,151.60
North Hero	Robares Harbor Store		2,766.38		2,766.38

Attachment 2B
Expenditures by Site - July 2020 Through June 2021
Motor Fuel

Site Location	PCF Site Name	PCF - 3rd Party	Remediation	UST Loans	Grand Total
North Hero	Tudhope Marine		8,398.50		8,398.50
Northfield	Lemery Store		45,534.88		45,534.88
Norton	Lakeview Store		4,713.65		4,713.65
Norton	Norton Gas		2,852.06		2,852.06
Poultney	Bixbys		1,017.80		1,017.80
Poultney	Former Healds Garage		7,101.56		7,101.56
Pownal	Tornabenes Auto		5,535.19		5,535.19
Pownal	Village Market		6,881.60		6,881.60
Randolph	South End Auto	50,806.19			50,806.19
Rochester	Parrishs' Mobil		2,915.89		2,915.89
Rockingham	105 Westminster Road		26,283.42		26,283.42
Rockingham	Former Saxtons River Sunoco	304.66			304.66
Royalton	M&N Mini Mart		7,442.24		7,442.24
Rutland City	Comfort Inn		2,360.50		2,360.50
Rutland City	Marble Valley Regional Transit District		1,197.65		1,197.65
Rutland City	Midway Oil		2,951.04		2,951.04
Rutland City	Mintzer Bros Inc		3,095.00		3,095.00
Rutland City	Rutland Fuel Company		5,646.38		5,646.38
Rutland City	Rutland Short Stop		2,900.18		2,900.18
Rutland City	Rutland Sunoco		3,592.30		3,592.30
Rutland City	Speedi Lube		4,366.33		4,366.33
Rutland City	Strongs Ave Stewarts Ice Cream		1,503.75		1,503.75
Rutland City	SV Allen Post Street Bulk Facility		9,421.86		9,421.86
Rutland City	Trolley Barn Square - JA Russell		5,524.33		5,524.33
Rutland City	Wendy's Restaurant		10,499.25		10,499.25
Rutland City	West St. Corner Store (was Dart Mart II)		152.75		152.75
Rutland Town	Fuel Stop		26,057.90		26,057.90
Rutland Town	Mall Mobil		179.50		179.50
Rutland Town	Route 4 Jolley		15,027.42		15,027.42
Saint Albans City	Clarence Brown Inc.		28,900.93		28,900.93
Saint Albans City	Handy Dodge Toyota		3,523.68		3,523.68
Saint Albans City	J&L Service Center		2,919.86		2,919.86
Saint Albans City	Lake Street Texaco (Getty)		1,712.50		1,712.50
Saint Albans City	Leblancs Citgo		3,545.72		3,545.72
Saint Albans City	R L Vallee Bulk Plant		1,629.50		1,629.50
Saint Albans City	S B Collins Bulk Facility		6,095.74		6,095.74
Saint Albans City	St Albans Exxon		39,513.34		39,513.34
Saint Albans City	St. Albans Go Go (former Lesters)		1,159.10		1,159.10
Saint Albans City	State Police Barracks		4,783.65		4,783.65
Saint Albans City	Superior Muffler/Mobil		3,800.65		3,800.65
Saint Johnsbury	CN Brown		31,383.96		31,383.96
Saint Johnsbury	Former Portland Street Mini Mart		3,180.00		3,180.00
Saint Johnsbury	Green Mountain Electric Supply		2,814.75		2,814.75
Saint Johnsbury	Kingdom Animal Shelter		20,725.95		20,725.95
Saint Johnsbury	Lewis Oil Company		57.50		57.50
Saint Johnsbury	Northeast Collision Center		3,867.37		3,867.37
Saint Johnsbury	Northern Petroleum - St J		6,004.21		6,004.21
Saint Johnsbury	Rods Mobil		438.75		438.75
Saint Johnsbury	St Johnsbury Irving - Western Ave		13,622.14		13,622.14
Shelburne	216 Webster Rd (Williams Bovat)		3,996.61		3,996.61
Shelburne	Shelburne Library		9,506.52		9,506.52
Shelburne	Spillanes Servicenter		16,528.39		16,528.39
Shoreham	Shoreham Service Center		2,848.12		2,848.12
South Burlington	1525 Shelburne Rd/Pomerleau Real Estate		1,530.58		1,530.58
South Burlington	Airport Mobil		3,569.45		3,569.45
South Burlington	Ben Franklin/Seaway Carwash		22,571.83		22,571.83

Attachment 2B
Expenditures by Site - July 2020 Through June 2021
Motor Fuel

Site Location	PCF Site Name	PCF - 3rd Party	Remediation	UST Loans	Grand Total
South Burlington	Champlain Oil Co. Warehouse		3,187.35		3,187.35
South Burlington	Dattilios Sunoco		24,343.22		24,343.22
South Burlington	Gracey's Store		5,325.03		5,325.03
South Burlington	Heritage Ford (formerly Nordic Ford)		175.00		175.00
South Burlington	Hoechner/Shelburne Road Gulf		102,467.81		102,467.81
South Burlington	Interstate Shell		2,710.53		2,710.53
South Burlington	Kaigles Citgo		16,547.02		16,547.02
South Burlington	Pacific Gas		13,588.00		13,588.00
South Burlington	Shearer Audi		2,661.90		2,661.90
South Burlington	Shelburne Road Mobil - North		2,118.80		2,118.80
South Burlington	Shelburne Road Texaco		14,729.73		14,729.73
South Burlington	Shelburne Road Variety		5,154.25		5,154.25
South Burlington	Simon's Shelburne Road Gulf		3,843.75		3,843.75
South Burlington	Williston Rd Mobil - 811		5,216.90		5,216.90
South Burlington	Williston Road Citgo - Dave's Citgo		27,265.32		27,265.32
South Hero	Cornerstone Market		3,969.12		3,969.12
Springfield	Former Idelnot Dairy		5,121.62		5,121.62
Springfield	Jiffy Mart Citgo		14,986.98		14,986.98
Springfield	Jones And Lamson		12,420.70		12,420.70
Stowe	Mt Mansfield Garage		28,150.93		28,150.93
Stowe	Stowe Auto		2,871.42		2,871.42
Stowe	Stowe Car Wash		3,252.65		3,252.65
Strafford	Strafford Town Garage		2,566.75		2,566.75
Swanton	A R Sandri		8,923.96		8,923.96
Swanton	Cota's Sunoco		2,628.40		2,628.40
Swanton	E J Barrette Ford		81,626.47		81,626.47
Swanton	Massey's, S B Collins	5,330.35			5,330.35
Troy	Hamelin Property		1,272.50		1,272.50
Underhill	Village Service And Auto		466.50		466.50
Vergennes	Addison County Chiropractic (Palmer)		1,521.18		1,521.18
Vergennes	Former C J's Citgo (COCO)		28,357.77		28,357.77
Vershire	Wards Garage		2,877.75		2,877.75
Waitsfield	Haps Service Station		8,350.60		8,350.60
Waitsfield	Irasville Country Store		2,448.64		2,448.64
Washington	Lyles Superette		41,786.17		41,786.17
Waterbury	Best Western Waterbury		2,282.36		2,282.36
Waterbury	Bourne's Energy Waterbury Bulk Plant		8,213.75		8,213.75
Waterbury	Northfield Savings Bank		7,456.05		7,456.05
Waterville	Waterville FD #1 VOCs		49,516.05		49,516.05
Weathersfield	Ascutney Sunoco		8,310.76		8,310.76
Weathersfield	Exit 8 Mobil		4,458.48		4,458.48
West Rutland	Ed Mcgann's Mobil		1,376.44		1,376.44
West Rutland	Sports West		1,155.22		1,155.22
Westford	Westford Market	495.22			495.22
Wheelock	Wheelock Village Store		11,058.57		11,058.57
Whiting	75 & 79 South Main Street		3,998.92		3,998.92
Whiting	Whiting Country Store		31,611.63		31,611.63
Williamstown	VTrans Williamstown		4,121.28		4,121.28
Williston	Essex Junction Agway		10,564.88		10,564.88
Williston	Korner Kwik Stop		8,680.47		8,680.47
Williston	O Briens Farm		2,109.51		2,109.51
Windsor	Parcel 130015 Town of Windsor		3,569.40		3,569.40
Winooski	Dufresne Service Center		3,992.00		3,992.00
Winooski	Go Go Gas - Winooski		5,077.24		5,077.24
Winooski	Simon's Winooski (McLaughlins Garage)		21,422.01		21,422.01
Worcester	Morse Residence (former commercial site)		3,756.25		3,756.25

Attachment 2B
Expenditures by Site - July 2020 Through June 2021
Motor Fuel

Site Location	PCF Site Name	PCF - 3rd Party	Remediation	UST Loans	Grand Total
Statewide	Admin		228,229.86	0.00	228,229.86
Statewide	Credit Card Fees		161.69	205.59	367.28
Statewide	Loan			80,420.00	80,420.00
Grand Total		248,816.74	3,023,997.84	80,625.59	3,353,440.17

Attachment 2C
Expenditures by Site - All Years Through June 2021
Heating Oil

Site Location	PCF Site Name	Remediation	AST Assistance	UST Assistance	UST Loans	Grand Total
Addison	Crawford Residence	10,978.91				10,978.91
Albany	Black River Farm	365.26				365.26
Albany	Cianciolo Residence	13,126.36				13,126.36
Albany	Colaceci Residence	18,186.68				18,186.68
Albany	Davis Residence	22,836.91				22,836.91
Albany	Rosenthal Property	5,736.65				5,736.65
Alburgh	Alburg Country Store	5,182.50				5,182.50
Alburgh	Braman Property	23,347.91				23,347.91
Alburgh	Creller Residence	3,279.00				3,279.00
Alburgh	Fiarkoski Residence	19,862.49				19,862.49
Alburgh	Gagnon Residence	18,455.62				18,455.62
Alburgh	God's Little Brown Church	13,414.82				13,414.82
Alburgh	Holzworth Property	3,307.79				3,307.79
Alburgh	LaBombard Residence	17,008.99				17,008.99
Alburgh	Lampman property	12,193.82				12,193.82
Alburgh	Langlois Residence	14,553.49				14,553.49
Alburgh	Miller Residence	15,915.30				15,915.30
Alburgh	Prindle Residence	8,269.80				8,269.80
Alburgh	Robinsons Quick Stop	0.00				0.00
Alburgh	Scarlett Property	10,614.83				10,614.83
Alburgh	Stephen Benjamin Residence	24,598.47				24,598.47
Alburgh	West residence	1,698.10				1,698.10
Andover	Brady Residence	2,889.24				2,889.24
Andover	Hilltop Farm Mansion	8,849.48				8,849.48
Andover	Jendzejec Property	2,284.89				2,284.89
Arlington	Arntz Residence	8,534.13				8,534.13
Arlington	Buck Residence	2,088.52				2,088.52
Arlington	Cutleaf Maples Motel	4,635.14				4,635.14
Arlington	Dorothea Whitley	20,287.53				20,287.53
Arlington	Joan Nash Residence	19,043.30				19,043.30
Arlington	Masterson Residence	1,030.75				1,030.75
Arlington	Miles Lumber Property	17,698.98				17,698.98
Arlington	Phyllis Warren Property	2,369.92				2,369.92
Arlington	Simmons Residence	8,953.18				8,953.18
Athens	Bruce Tenney property	20,833.78				20,833.78
Athens	Bruce Tenning Property	21,789.15				21,789.15
Athens	Perry Residence	14,498.21				14,498.21
Barnard	Beecher Residence	6,675.01				6,675.01
Barnard	Deer Spring Farm	8,727.38				8,727.38
Barnard	Thompson Property	13,102.11				13,102.11
Barnard	Twin Farms	8,266.12				8,266.12
Barnet	Knowlton Residence	3,755.31				3,755.31
Barnet	Noble Property	67,804.18				67,804.18
Barre City	#4 - 6 Kent Place Apartments	3,255.94				3,255.94
Barre City	Amsden Property	24,381.78				24,381.78
Barre City	Anton Residence	5,022.12				5,022.12
Barre City	Badeau Residence	22,874.52				22,874.52
Barre City	Bandy Property	18,801.90				18,801.90
Barre City	Brislin/Julius Residence	8,454.99				8,454.99
Barre City	Chip Spillane Property	1,603.81				1,603.81
Barre City	Consolidated Memorials	25,000.00				25,000.00
Barre City	Foiadelli Property	5,450.00				5,450.00
Barre City	Gingras Residence	9,834.80				9,834.80
Barre City	Granite Hills Credit Union (Former Moose	8,503.40				8,503.40
Barre City	Granite Importers	14,547.59				14,547.59
Barre City	Granite Industries of Vermont	3,460.00				3,460.00
Barre City	Gray-Bean Residence	4,868.80				4,868.80
Barre City	Hoffman Residence	5,228.30				5,228.30
Barre City	Irving Oil Bulk Plant	17,127.10				17,127.10
Barre City	Lynnette Claudon Residence	4,453.11				4,453.11
Barre City	Morse Property	12,837.47				12,837.47
Barre City	Murphy Property	2,601.00				2,601.00
Barre City	Peyerl Property	12,958.26				12,958.26
Barre City	Philip Residence	5,879.44				5,879.44
Barre City	Pride, Inc., property	17,862.61				17,862.61

Attachment 2C
Expenditures by Site - All Years Through June 2021
Heating Oil

Site Location	PCF Site Name	Remediation	AST Assistance	UST Assistance	UST Loans	Grand Total
Barre City	Rice Residence	7,987.01				7,987.01
Barre City	Sleeper residence	1,622.80				1,622.80
Barre City	Stevens Branch behind Times Argus	8,471.54				8,471.54
Barre City	Thelma Doucette-Lory	7,268.12				7,268.12
Barre City	Trow & Holden	3,997.25				3,997.25
Barre City	Ursula Olender Residence	250.00				250.00
Barre City	Walsh Property	4,142.00				4,142.00
Barre City	Washington Apartments	157,023.68				157,023.68
Barre City	Whalen Property	7,274.75				7,274.75
Barre City	White Property	157.50				157.50
Barre City	Z's Northern Properties	25,212.73				25,212.73
Barre Town	Arthur Kennell	8,759.35				8,759.35
Barre Town	Carty Residence	2,591.98				2,591.98
Barre Town	DeLuca Residence	1,963.51				1,963.51
Barre Town	Graniteville Presbyterian Church	8,158.52				8,158.52
Barre Town	Hannah Hayford Residence	3,324.05				3,324.05
Barre Town	Houle Residence	5,164.81				5,164.81
Barre Town	Jewett Residence	3,328.93				3,328.93
Barre Town	Kelly Residence	7,944.55				7,944.55
Barre Town	Kelty Residence	21,227.08				21,227.08
Barre Town	Lafirria Residence	24,991.53				24,991.53
Barre Town	Lori and Darrin Arsenault	3,745.95				3,745.95
Barre Town	Ormsby Residence	6,405.01				6,405.01
Barre Town	Pacetti Residence	2,664.50				2,664.50
Barre Town	Quarry Hill Mini Storage	24,791.35				24,791.35
Barre Town	Royer Residence	1,212.14				1,212.14
Barre Town	Sandra Hrabushi Residence	4,450.50				4,450.50
Barre Town	Smith Residence	6,498.39				6,498.39
Barton	Barton Wastewater Treatment Main Lift St	9,349.44				9,349.44
Barton	Chamberlin Residence	1,025.97				1,025.97
Barton	Deborah March Residence	2,453.39				2,453.39
Barton	Demaris Residence	8,546.52				8,546.52
Barton	Donna Geoffrey Residence	16,559.93				16,559.93
Barton	Filkins Residence	2,342.59				2,342.59
Barton	Former Barton Cleaners	62,244.70				62,244.70
Barton	Ghuman Residence	78,381.05				78,381.05
Barton	Illuzzi Law Offices	22,743.91				22,743.91
Barton	Kathy Hill residence	6,994.04				6,994.04
Barton	LaLiberty Residence	4,644.77				4,644.77
Barton	Merton Gleason Residence	2,154.39				2,154.39
Barton	Orleans Federated Church	11,385.96				11,385.96
Barton	Pfeiffer residence	3,552.97				3,552.97
Barton	Ted Williams Residence	12,215.50				12,215.50
Belvidere	Hanley Residence	8,227.93				8,227.93
Belvidere	MB Jones Property	670.00				670.00
Belvidere	Scarpinato Property	16,923.37				16,923.37
Belvidere	Terrie Look Residence	13,636.78				13,636.78
Bennington	* Tansitor Electronics Incorp	6,525.02				6,525.02
Bennington	215 Benmont Ave, Former Haynes And Kane	41,063.72				41,063.72
Bennington	272 Ben Mont Ave.	37,716.01				37,716.01
Bennington	Aaron's Inc.	8,317.75				8,317.75
Bennington	Alwell Residence	6,459.68				6,459.68
Bennington	Applegate Apartments	7,533.88				7,533.88
Bennington	Bartlett Residence	6,495.33				6,495.33
Bennington	Beech Street School	68,896.42				68,896.42
Bennington	Bennington College	201,334.92				201,334.92
Bennington	Bennington College - Maintenance Bldg	31,268.09				31,268.09
Bennington	Bennington College Campus	18,602.22				18,602.22
Bennington	Bennington College Orchard A/D	15,984.17				15,984.17
Bennington	Bennington College Orchard C & E	21,043.74				21,043.74
Bennington	Bennington County Industrial Corp	520,631.62				520,631.62
Bennington	Bennington Fish Culture Station	5,615.58				5,615.58
Bennington	Bennington Lanes	11,142.21				11,142.21
Bennington	Bennington Rescue Squad	8,534.52				8,534.52
Bennington	Bennington Town Offices	6,420.10				6,420.10

Attachment 2C
Expenditures by Site - All Years Through June 2021
Heating Oil

Site Location	PCF Site Name	Remediation	AST Assistance	UST Assistance	UST Loans	Grand Total
Bennington	Blacksmith Shop/Visitor Center	6,875.84				6,875.84
Bennington	Blasen Residence	5,385.22				5,385.22
Bennington	Cole Residence	25,163.33				25,163.33
Bennington	Colvin Residence	10,838.25				10,838.25
Bennington	Commercial property	9,982.20				9,982.20
Bennington	Conner Residence	6,023.17				6,023.17
Bennington	Cumberland Farms #4006	8,009.52				8,009.52
Bennington	Foreclosed Residence	4,860.09				4,860.09
Bennington	Fred Ringwood Residence	3,328.92				3,328.92
Bennington	Hebert Residence	4,598.65				4,598.65
Bennington	Hiland Hall School	8,883.62				8,883.62
Bennington	Hope-Graves Estate	17,896.72				17,896.72
Bennington	Jason Rodd Residence	13,024.74				13,024.74
Bennington	Jennings Cottage - Bennington College	14,906.39				14,906.39
Bennington	Joe Lampron Residence	6,284.02				6,284.02
Bennington	Juliano Residence	18,052.83				18,052.83
Bennington	Matilda Blodgett	1,747.79				1,747.79
Bennington	Morse Block	20,648.96				20,648.96
Bennington	Nelson Blanchard residence	8,893.55				8,893.55
Bennington	Nolan Residence	17,579.50				17,579.50
Bennington	Northside Diner	4,550.51				4,550.51
Bennington	O'Malley's Pet Supply/The Pharmacy	9,414.97				9,414.97
Bennington	Orchard B House/ Bennington College	8,797.49				8,797.49
Bennington	Orchard F House, Bennington College	10,579.05				10,579.05
Bennington	Prouty Property	7,879.31				7,879.31
Bennington	Putnam Block NMTC Parcels	14,317.65				14,317.65
Bennington	Robinson Residence	10,531.95				10,531.95
Bennington	Salsburg Residence	900.59				900.59
Bennington	Sam Colliano Property	406.62				406.62
Bennington	Sausville Residence	10,973.61				10,973.61
Bennington	Sears Residence	29,950.77				29,950.77
Bennington	Shires Housing Property	10,290.53				10,290.53
Bennington	ST Griswold	20,225.34				20,225.34
Bennington	Susan Church Building	4,839.04				4,839.04
Bennington	Sweet Residence	820.46				820.46
Bennington	Therriault Residence	0.00				0.00
Bennington	Town of Bennington WWTF	9,947.54				9,947.54
Bennington	United Counseling Service	2,991.83				2,991.83
Bennington	Vermont Motor Lodge	6,332.21				6,332.21
Bennington	Whitten Residence	4,744.93				4,744.93
Bennington	Wilkinson Residence	10,082.70				10,082.70
Bennington	William Krebs Property	24,999.75				24,999.75
Benson	Benson Town Offices & Library	12,322.50				12,322.50
Benson	Bishop Residence	405.00				405.00
Berkshire	Shea Residence	19,425.46				19,425.46
Berlin	Berlin Mobile Home	6,233.91				6,233.91
Berlin	Bernier Residence	10,417.07				10,417.07
Berlin	Chartrand Residence	23,014.92				23,014.92
Berlin	Desilets Residence	9,192.44				9,192.44
Berlin	Diane Morse	11,359.17				11,359.17
Berlin	L & D Safety Markings	4,854.95				4,854.95
Berlin	LaGue Mobil Home Park - Pam Day Residence	21,808.32				21,808.32
Berlin	Lawrence Residence	8,801.62				8,801.62
Berlin	Lot # 10, Sayers Res	9,392.67				9,392.67
Berlin	Michael Lawrence Residence	11,002.66				11,002.66
Berlin	N/A	43,774.31				43,774.31
Berlin	River Run Manor Mobile Home Park	1,872.16				1,872.16
Berlin	River Run Trailer Park	1,356.76				1,356.76
Berlin	Rossi Residence	35,733.84				35,733.84
Berlin	Spencer Residence	13,881.21				13,881.21
Berlin	Steinman Property	6,906.14				6,906.14
Berlin	Town of Berlin Garage	1,839.37				1,839.37
Berlin	Viens Residence	25,000.00				25,000.00
Berlin	Vivian Bennet Residence	5,290.57				5,290.57
Berlin	Weston Trailer Park	140,519.90				140,519.90

Attachment 2C
Expenditures by Site - All Years Through June 2021
Heating Oil

Site Location	PCF Site Name	Remediation	AST Assistance	UST Assistance	UST Loans	Grand Total
Bethel	Agnes Boule Residence	3,949.75				3,949.75
Bethel	Aldrighetti Property	24,999.95				24,999.95
Bethel	Carrier-Turgeon Residence	3,611.78				3,611.78
Bethel	Former Harrington House Restaurant and Inn	4,887.43				4,887.43
Bethel	Mears Residence	3,860.00				3,860.00
Bethel	Pam Herbst Residence	112.50				112.50
Bethel	Waring Property	2,522.66				2,522.66
Bolton	Lawrence Residence	4,142.55				4,142.55
Bolton	Smilie Elem School	14,473.32				14,473.32
Bradford	ARC Mechanical Contractors Inc	7,923.75				7,923.75
Bradford	Clark Residence	5,739.00				5,739.00
Bradford	Former Whites Milking Company	34,760.73				34,760.73
Bradford	Huntington Property	17,009.35				17,009.35
Bradford	Merry Meadows Farm	6,698.49				6,698.49
Bradford	Peavey Apartment House	55,906.33				55,906.33
Braintree	Connolly Residence	2,836.52				2,836.52
Braintree	Dennis Partridge Residence	1,023.30				1,023.30
Braintree	Ferris Residence	22,961.29				22,961.29
Braintree	Hood Residence	22,766.82				22,766.82
Braintree	Vinton Residence	538.40				538.40
Brandon	Brandon Inn	36,113.71				36,113.71
Brandon	Brandon Town Hall	1,950.04				1,950.04
Brandon	Brandon Town Offices	10,822.58				10,822.58
Brandon	Euber Residence	9,293.00				9,293.00
Brandon	Fulgenzi Property - VT Sandwich Co	7,236.40				7,236.40
Brattleboro	Alan and Ramona Putnam Residence	7,880.22				7,880.22
Brattleboro	Bishop Residence	12,374.50				12,374.50
Brattleboro	Braden Residence	19,621.32				19,621.32
Brattleboro	Brattleboro Memorial Hospital	8,070.11				8,070.11
Brattleboro	Brattleboro Mobil Putney Rd	3,310.31				3,310.31
Brattleboro	Cindy Ward Residence	2,329.66				2,329.66
Brattleboro	Cole Residence	10,945.07				10,945.07
Brattleboro	Craig Majer	8,976.71				8,976.71
Brattleboro	Curtin (frmr Elinsky) Residence	7,515.61				7,515.61
Brattleboro	Emerson Realty	7,197.26				7,197.26
Brattleboro	Harrison Residence	4,778.86				4,778.86
Brattleboro	James Valente Residence	13,893.31				13,893.31
Brattleboro	Karen Roberts Property	3,320.43				3,320.43
Brattleboro	Kim & Clyde Winter	3,661.85				3,661.85
Brattleboro	Kresges Auto (aka R C Fisher)	1,300.10				1,300.10
Brattleboro	Long Falls Paperboard	16,630.23				16,630.23
Brattleboro	Manning Residence	3,148.70				3,148.70
Brattleboro	McNary Residence	2,478.62				2,478.62
Brattleboro	Milkey Residence	9,183.79				9,183.79
Brattleboro	Murphy Property	6,201.30				6,201.30
Brattleboro	Nason Residence	6,075.94				6,075.94
Brattleboro	St Michael's Episcopal Church	9,554.31				9,554.31
Brattleboro	Steven Macie	1,737.40				1,737.40
Brattleboro	Thomas St John Property	5,362.84				5,362.84
Brattleboro	Tristin Roberts	1,923.24				1,923.24
Brattleboro	WKVT Radio	10,665.96				10,665.96
Brattleboro	Worden Residence	1,391.91				1,391.91
Bridgewater	Back Behind	2,156.95				2,156.95
Bridgewater	Bridge # 44	360.51				360.51
Bridgewater	Bridgewater Elem School	20,486.50				20,486.50
Bridgewater	Bridgewater Elementary School	10,086.55				10,086.55
Bridgewater	Conrad Zendian Residence	21,778.43				21,778.43
Bridgewater	Manning Residence	2,588.91				2,588.91
Bridgewater	Pearsons Property	25,529.51				25,529.51
Bridport	Champlain Orchards	23,391.86				23,391.86
Bridport	Hobday Residence	21,955.17				21,955.17
Bridport	Pratt Residence	22,585.13				22,585.13
Bridport	Suprenant Residence	3,966.06				3,966.06
Brighton	Brighton Garage	1,977.16				1,977.16
Brighton	Brighton Town Hall	156,355.23				156,355.23

Attachment 2C
Expenditures by Site - All Years Through June 2021
Heating Oil

Site Location	PCF Site Name	Remediation	AST Assistance	UST Assistance	UST Loans	Grand Total
Bristol	Ramsey Residence	3,579.79				3,579.79
Bristol	Sargent Residence	15,996.84				15,996.84
Brookfield	Cheney Residence	8,128.32				8,128.32
Brookfield	Goodale Property	11,937.23				11,937.23
Brookfield	Hammond Residence	2,098.07				2,098.07
Brookfield	Vernica Poulen (Allen Residence)	16,111.22				16,111.22
Brookline	Guy and Caroline Patton	2,638.69				2,638.69
Brownington	Farrington Residence	12,159.81				12,159.81
Brownington	Moore-Lampher Residence	19,654.07				19,654.07
Burke	Burke Mountain Academy	5,092.40				5,092.40
Burke	Palank Residence	1,155.50				1,155.50
Burke	Silvius Property	2,585.60				2,585.60
Burlington	266 Champlain St	22,040.22				22,040.22
Burlington	Adams Greenblatt Residence	2,075.85				2,075.85
Burlington	Allison Cannon Residence	3,296.00				3,296.00
Burlington	Apt. Bldg.- Anne Keenan Prop.	5,939.41				5,939.41
Burlington	Averill Residence	12,172.90				12,172.90
Burlington	Brace Residence	2,522.93				2,522.93
Burlington	Burlington Grocery	2,652.35				2,652.35
Burlington	Burlington Public Works Garage	5,156.33				5,156.33
Burlington	Cannon Residence	3,490.00				3,490.00
Burlington	Champlain College - Pearl Annex	69,192.00				69,192.00
Burlington	Chittenden County Courthouse	27,441.61				27,441.61
Burlington	Converse Home	6,558.14				6,558.14
Burlington	Corran Residence	4,747.47				4,747.47
Burlington	Daly Residence	1,435.40				1,435.40
Burlington	Dirmaier Residence	21,805.86				21,805.86
Burlington	Does Residence	15,759.14				15,759.14
Burlington	E. B. Taft School	14,913.98				14,913.98
Burlington	Ethan Allen Mobil	4,292.29				4,292.29
Burlington	Forbes Residence	8,452.80				8,452.80
Burlington	Former Cullins Residence	14,119.95				14,119.95
Burlington	former Delta Psi Fraternity House	1,171.52				1,171.52
Burlington	Fortune Residence	3,326.60				3,326.60
Burlington	Francie Mason Residence	4,770.24				4,770.24
Burlington	Gottesman Residence	4,822.96				4,822.96
Burlington	Greenblott Residence	2,716.21				2,716.21
Burlington	Guilman Residence	3,382.26				3,382.26
Burlington	Hemley Residence	9,396.21				9,396.21
Burlington	Hoehn Residence	4,362.91				4,362.91
Burlington	Kathy Fletcher Residence	5,856.37				5,856.37
Burlington	Kelly Cheney Residence	4,304.09				4,304.09
Burlington	Lloyd Residence	3,858.40				3,858.40
Burlington	Marzewski Residence	13,345.16				13,345.16
Burlington	Maynard Auto	4,805.85				4,805.85
Burlington	McNeil Generating Station	14,115.30				14,115.30
Burlington	Mehalick Property	7,555.78				7,555.78
Burlington	Montstream Residence	3,485.08				3,485.08
Burlington	Morrissey Residence	7,317.53				7,317.53
Burlington	Murphy Residence	3,789.15				3,789.15
Burlington	Mussen Apartment Building	3,969.50				3,969.50
Burlington	North Ave Stormwater System	71,517.23				71,517.23
Burlington	Noyes Automotive	7,330.59				7,330.59
Burlington	O'Conner Property	13,318.95				13,318.95
Burlington	Persis Worrall Residence	306.50				306.50
Burlington	Root Residence/Farrington Trailer Park	8,215.00				8,215.00
Burlington	Sullivan Residence	3,610.29				3,610.29
Burlington	Swish Facility	11,645.10				11,645.10
Burlington	Tamarack Automotive	18,899.53				18,899.53
Burlington	Tierney property	14,051.64				14,051.64
Burlington	Vermont Railway	1,433.91				1,433.91
Burlington	Westwind Condominiums	7,438.88				7,438.88
Cabot	Cabot Garage	23,223.00				23,223.00
Cabot	Cabot United Church	43,025.70				43,025.70
Cabot	Christensen Residence	8,367.98				8,367.98

Attachment 2C
Expenditures by Site - All Years Through June 2021
Heating Oil

Site Location	PCF Site Name	Remediation	AST Assistance	UST Assistance	UST Loans	Grand Total
Cabot	Ed Cruz residence	5,598.75				5,598.75
Cabot	Herrick Residence	25,066.36				25,066.36
Cabot	Jones Residence	25,000.00				25,000.00
Calais	Collins Residence	10,833.12				10,833.12
Calais	David Fellows Residence	4,130.46				4,130.46
Calais	LeGare Farm Market	25,000.00				25,000.00
Calais	Meunier Residence	24,643.10				24,643.10
Calais	Sheldon Residence (now Masland)	17,910.84				17,910.84
Cambridge	Bechtoldt Residence	18,544.60				18,544.60
Cambridge	Bell-Gates Lumber Corp	22,193.55				22,193.55
Cambridge	Bryan Property	2,336.04				2,336.04
Cambridge	Church Residence	4,036.86				4,036.86
Cambridge	Conrad Residence	14,949.89				14,949.89
Cambridge	Coupe Residence	10,112.58				10,112.58
Cambridge	Drinkwine Residence	14,950.31				14,950.31
Cambridge	Hobbs Residence	14,862.38				14,862.38
Cambridge	Marcella Bardusk Residence	13,117.36				13,117.36
Cambridge	Margot Hobbs Residence	7,447.21				7,447.21
Cambridge	Miller Residence	24,515.19				24,515.19
Cambridge	Raymond Residence	16,527.29				16,527.29
Cambridge	Robarge Residence	24,744.65				24,744.65
Canaan	Blessed Virgin Mary Rectory	12,815.57				12,815.57
Canaan	Fitch Residence	4,617.52				4,617.52
Castleton	Bamforth Residence	10,202.44				10,202.44
Castleton	Diehl Residence	3,430.26				3,430.26
Castleton	Howe Residence	19,474.71				19,474.71
Castleton	Hutchin And White Fuels	807.50				807.50
Castleton	Rehlen Property	21,363.26				21,363.26
Castleton	Wolvern Residence	21,940.12				21,940.12
Cavendish	Sandy Colbeth Residence	23,328.17				23,328.17
Charleston	Dorau Residence	2,503.70				2,503.70
Charlotte	Abbott property	3,527.55				3,527.55
Charlotte	Bearman Property	21,763.67				21,763.67
Charlotte	Charlotte Masonic Lodge	6,891.08				6,891.08
Charlotte	Chutter Residence	5,800.60				5,800.60
Charlotte	Dion Residence	12,941.02				12,941.02
Charlotte	Ferrentino Residence	9,676.27				9,676.27
Charlotte	Former Boden property	3,477.81				3,477.81
Charlotte	Gellis Residence	11,254.38				11,254.38
Charlotte	Hollier Residence	4,820.57				4,820.57
Charlotte	Inn at Charlotte	16,308.27				16,308.27
Charlotte	Joe Zilko Residence	13,790.71				13,790.71
Charlotte	Kehoe Residence	9,778.33				9,778.33
Charlotte	Laurie Byrne Property	1,262.20				1,262.20
Charlotte	McMullen Residence	2,291.80				2,291.80
Charlotte	Michaud Residence	26,762.34				26,762.34
Charlotte	Seeley Residence	1,991.42				1,991.42
Charlotte	Sheuer Property	2,581.05				2,581.05
Charlotte	St. Clair Group Property	19,086.60				19,086.60
Charlotte	Wark Property	25,000.50				25,000.50
Charlotte	Woodruff Residence	3,586.77				3,586.77
Charlotte	Yven Plouffe Farm	7,207.15				7,207.15
Chelsea	Brookhaven School for Boys	3,660.33				3,660.33
Chelsea	Chelsea Animal Hospital	4,287.95				4,287.95
Chelsea	Sloan Estate	5,725.02				5,725.02
Chester	AOT Gassetts	1,115.82				1,115.82
Chester	Batchelder Apartments	20,317.45				20,317.45
Chester	Bennett Residence	22,781.26				22,781.26
Chester	Chris Winnicki Residence	13,733.33				13,733.33
Chester	Gagnon Residence	20,111.69				20,111.69
Chester	Gassetts - Stoddard	14,738.39				14,738.39
Chester	Gassetts's Grange 327	18,662.32				18,662.32
Chester	Gould Residence	11,063.98				11,063.98
Chester	Hoyt Residence	3,389.96				3,389.96
Chester	Marcus Residence	8,473.27				8,473.27

Attachment 2C
Expenditures by Site - All Years Through June 2021
Heating Oil

Site Location	PCF Site Name	Remediation	AST Assistance	UST Assistance	UST Loans	Grand Total
Chester	misc Irene Event	2,250.00				2,250.00
Chester	Sarnes Residence	19,245.54				19,245.54
Chester	Stone Residence	4,189.33				4,189.33
Chester	Swisher Residence	24,981.34				24,981.34
Chester	Vermont Foam	0.00				0.00
Chester	Weiss Residence	4,639.90				4,639.90
Chittenden	Allen Frey Residence	10,624.14				10,624.14
Chittenden	Bassett/Wheeler Mobile Home	18,023.30				18,023.30
Chittenden	Chittenden Town Hall/Hist. Soc.	8,724.08				8,724.08
Chittenden	Monroe Residence	25,000.00				25,000.00
Clarendon	Billings Property	23,145.58				23,145.58
Clarendon	Booth Residence	14,485.19				14,485.19
Clarendon	former Texaco Station	500.00				500.00
Clarendon	Lane Residence	13,503.60				13,503.60
Colchester	Baraw Property	2,961.73				2,961.73
Colchester	Bernie Stone Residence	21,689.33				21,689.33
Colchester	Bissonette Residence	13,054.40				13,054.40
Colchester	Bryan Residence	3,412.24				3,412.24
Colchester	Chamberlain Residence	24,989.39				24,989.39
Colchester	Cooper Residence	6,633.06				6,633.06
Colchester	Donna Bombard Residence	589.60				589.60
Colchester	Forant Residence	14,568.64				14,568.64
Colchester	Former Agway	11,926.86				11,926.86
Colchester	Kaushal Apartment Building	7,844.98				7,844.98
Colchester	Landry Residence	8,556.89				8,556.89
Colchester	Leggett Rental Housing	3,809.97				3,809.97
Colchester	Marble Island Resort	4,236.05				4,236.05
Colchester	Marcoux-Norton Residence	21,214.79				21,214.79
Colchester	McGurn Residence	24,929.24				24,929.24
Colchester	Nichols Property	9,474.95				9,474.95
Colchester	Ryder Residence	476.50				476.50
Colchester	St Michaels College - Joyce Hall	4,641.87				4,641.87
Colchester	Stone Residence	4,230.61				4,230.61
Concord	Charlotte Heath Residence	7,716.83				7,716.83
Concord	Concord Schools	1,388.74				1,388.74
Concord	Eleana Sussman Residence	8,710.28				8,710.28
Concord	Morris Residence	21,375.56				21,375.56
Concord	Poulin Residence	6,234.88				6,234.88
Concord	Reeves Well	10,935.85				10,935.85
Concord	Spencer Property	3,802.80				3,802.80
Corinth	Blake Memorial Library	11,891.10				11,891.10
Corinth	Corinth Town Hall	8,023.65				8,023.65
Cornwall	Fuller Residence	12,732.53				12,732.53
Cornwall	Liljestrand Residence	5,139.14				5,139.14
Cornwall	Whittemore Residence	4,559.76				4,559.76
Coventry	Crystal Leclerc	15,197.91				15,197.91
Coventry	Larry Royer Residence	17,985.97				17,985.97
Craftsbury	Alan Young Residence and farm	4,583.12				4,583.12
Craftsbury	Audria & Henry Cleveland	12,691.76				12,691.76
Craftsbury	Young Farm	131.32				131.32
Danby	Hogle Residence	4,436.80				4,436.80
Danby	Master Property	95,975.08				95,975.08
Danville	Calkins Bulk Facility	1,173.05				1,173.05
Danville	Danville School	29,856.59				29,856.59
Danville	Greaves Residence	14,233.88				14,233.88
Danville	Mitchell Residence	13,794.24				13,794.24
Danville	Pelletier Residence	22,846.01				22,846.01
Danville	Sevigny Residence	4,188.31				4,188.31
Danville	Vance Residence	2,969.29				2,969.29
Derby	Byers Residence	5,554.84				5,554.84
Derby	Citizens Utilities Pine Hill Warehouse	42,475.57				42,475.57
Derby	Don Keenan Property	9,701.46				9,701.46
Derby	Francine Joyal Property	5,625.34				5,625.34
Derby	Fred's Plumbing & Heating - Bulk Storage	0.00				0.00
Derby	Jenness Residence	5,597.20				5,597.20

Attachment 2C
Expenditures by Site - All Years Through June 2021
Heating Oil

Site Location	PCF Site Name	Remediation	AST Assistance	UST Assistance	UST Loans	Grand Total
Derby	Judd Farm Residence	1,519.30				1,519.30
Derby	Marsh Residence	253,655.32				253,655.32
Derby	North Country Engineering	1,119.43				1,119.43
Derby	Richard Chaffee Res	7,759.18				7,759.18
Derby	Ruth Place Residence	31,307.85				31,307.85
Derby	Spates Residence	8,450.21				8,450.21
Derby	Taylor-Moore Insurance	4,303.18				4,303.18
Dorset	Dorset Village properties	6,470.61				6,470.61
Dorset	Heaney Property	5,832.20				5,832.20
Dorset	Roberts Property	1,666.62				1,666.62
Dover	Alpine Traders	6,390.55				6,390.55
Dover	Billhimer Residence	2,594.00				2,594.00
Dover	Deerhill Inn	10,183.80				10,183.80
Dover	Dorothy Clair Property	13,564.73				13,564.73
Dover	Ettlinger Property	17,460.95				17,460.95
Dover	Former Andirons Lodge	19,325.33				19,325.33
Dover	Gagliardi Residence	8,827.38				8,827.38
Dover	Guendelsberger Residence	6,163.02				6,163.02
Dover	Moulton Residence	19,795.17				19,795.17
Dover	North Branch Corp	13,247.70				13,247.70
Dover	Trail/pedestrian bridge	19,216.95				19,216.95
Dover	West Dover Inn	4,695.74				4,695.74
Dummerston	Alex Blakeson	18,301.89				18,301.89
Dummerston	VTrans Dummerston	130.00				130.00
Duxbury	Jennifer Hoare Residence	12,284.51				12,284.51
Duxbury	Neudorfer Furniture Inc	6,144.77				6,144.77
Duxbury	Viens Residence	20,875.22				20,875.22
East Haven	12 Maple St	4,406.45				4,406.45
East Haven	Nelson Property	7,523.10				7,523.10
East Montpelier	Alan Goldman property	12,932.49				12,932.49
East Montpelier	Goodall Residence	3,908.63				3,908.63
Eden	Coon Residence	2,054.80				2,054.80
Eden	Durivage Residence	24,743.47				24,743.47
Eden	Eden General Store	12,295.59				12,295.59
Eden	O'Hear Residence	25,000.00				25,000.00
Eden	Schultz Residence	2,475.69				2,475.69
Elmore	Black Residence	8,729.61				8,729.61
Elmore	Donald Johnson Estate	13,784.00				13,784.00
Elmore	Leahy Residence	58,045.31				58,045.31
Enosburgh	Bueso/Giffin Residence	2,293.00				2,293.00
Enosburgh	Ella Patterson Residence	17,938.87				17,938.87
Enosburgh	Enosburgh Health Center	31,460.76				31,460.76
Enosburgh	Ferdinand Lauffer Residence	25,545.99				25,545.99
Enosburgh	Fiske Residence	997.00				997.00
Enosburgh	Gaylord Casey Estate	6,005.76				6,005.76
Enosburgh	Kevin Bellevue Residence	1,324.75				1,324.75
Enosburgh	Merchants Bank	7,942.44				7,942.44
Enosburgh	NW Medical Center Pediatrics	13,699.60				13,699.60
Enosburgh	Parkside Grill	11,774.34				11,774.34
Essex	87 Towers Rd.	12,401.39				12,401.39
Essex	Beilstein residence	11,917.85				11,917.85
Essex	Building 620	278,768.22				278,768.22
Essex	East Creek Condos	17,445.75				17,445.75
Essex	Flex-A-Seal	19,113.99				19,113.99
Essex	former Bender Residence	3,058.48				3,058.48
Essex	Gaskins Residence	6,417.35				6,417.35
Essex	Giuliani Residence	20,182.59				20,182.59
Essex	Gunelic Property	12,824.35				12,824.35
Essex	James Residence	5,309.03				5,309.03
Essex	Kimball Residence	2,995.85				2,995.85
Essex	Martin Residence	10,374.89				10,374.89
Essex	Miller Residence	2,943.60				2,943.60
Essex	Mungeon Residence	21,102.42				21,102.42
Essex	Parks Residence	3,862.16				3,862.16
Essex	Peshkin Residence	25,000.00				25,000.00

Attachment 2C
Expenditures by Site - All Years Through June 2021
Heating Oil

Site Location	PCF Site Name	Remediation	AST Assistance	UST Assistance	UST Loans	Grand Total
Essex	Rippa Residence	342.50				342.50
Essex	Robinson Bulk	8,627.59				8,627.59
Essex	Rogers Residence	3,617.75				3,617.75
Essex	Rome Residence	3,610.00				3,610.00
Fair Haven	Boyce Residence	28,523.80				28,523.80
Fair Haven	Noah McDermott Property	4,220.75				4,220.75
Fair Haven	Sharon Lounder Residence	22,654.55				22,654.55
Fairfax	Beaudoin Residence	22,074.39				22,074.39
Fairfax	Blakeney Property	6,900.60				6,900.60
Fairfax	Graves residence	22,265.62				22,265.62
Fairfax	Pidgeon Residence	5,284.42				5,284.42
Fairfax	Thompson Residence	24,990.99				24,990.99
Fairfax	Timothy Stowe Residence	8,178.33				8,178.33
Fairfax	Ugro Residence	24,590.57				24,590.57
Fairfax	Wimble Residence	16,266.16				16,266.16
Fairfax	Wold Property	19,900.22				19,900.22
Fairfield	Aiken Residence	3,717.64				3,717.64
Fairfield	Mary Cashman Property	11,169.23				11,169.23
Fairfield	Maurice Perreault	21,411.90				21,411.90
Fairfield	Ohlinder Rental	24,543.72				24,543.72
Fairfield	St Patricks Church	19,789.36				19,789.36
Fairfield	Tetreault Property	15,019.30				15,019.30
Fairfield	Tyler & Melanie Webb Residence	11,849.55				11,849.55
Fairlee	Avery Apartments	14,466.25				14,466.25
Fairlee	Chris Baine property	7,961.81				7,961.81
Fairlee	Private Residence	2,729.14				2,729.14
Fairlee	Saladino Residence	4,270.70				4,270.70
Fayston	Benjamin Property	9,552.62				9,552.62
Fayston	Clark Residence	4,142.56				4,142.56
Fayston	Eurich Residence	3,513.85				3,513.85
Fayston	Gavris Residence	9,783.83				9,783.83
Fayston	Gerli Residence	10,668.40				10,668.40
Fayston	Jacobs Residence	7,510.25				7,510.25
Fayston	Mad River Glen Ski Area	4,713.18				4,713.18
Fayston	Parkerson Residence	15,817.75				15,817.75
Fayston	Wallingford Property	4,415.89				4,415.89
Ferrisburgh	Assembly of God Christian Center	5,107.52				5,107.52
Ferrisburgh	Former Brady Residence	11,146.90				11,146.90
Ferrisburgh	Gagnon Residence	2,785.53				2,785.53
Ferrisburgh	Heidi Sutton Property	2,967.68				2,967.68
Ferrisburgh	McKay Property	5,142.71				5,142.71
Ferrisburgh	Michael Roberts Residence	8,305.51				8,305.51
Ferrisburgh	Rivers Residence	11,034.36				11,034.36
Ferrisburgh	Sam Gignoux farm	4,127.50				4,127.50
Ferrisburgh	Sperry Residence	3,686.82				3,686.82
Ferrisburgh	White Residence	7,116.46				7,116.46
Fletcher	Fletcher Grange Hall	4,446.00				4,446.00
Franklin	Diane Johnson Residence	8,932.32				8,932.32
Franklin	Geraw Residence	2,376.65				2,376.65
Franklin	Morin/Capsey Residence	5,569.85				5,569.85
Franklin	Pierce Farm	10,170.36				10,170.36
Franklin	Waite Property	18,070.85				18,070.85
Georgia	B&D Assoc. Property (Desnoyers Property)	9,984.39				9,984.39
Georgia	Benway Residence	7,183.66				7,183.66
Georgia	Dean Residence	965.50				965.50
Georgia	East End Quick Stop	9,512.95				9,512.95
Georgia	Georgia Elementary School	39,309.05				39,309.05
Georgia	Georgia Town Garage	1,295.29				1,295.29
Georgia	Lamore Residence	3,728.92				3,728.92
Georgia	Pomarico Property	10,000.69				10,000.69
Glover	Brooks Estate	6,838.96				6,838.96
Goshen	Goshen Town Office	24,780.00				24,780.00
Grafton	Boswell property	10,621.72				10,621.72
Grafton	Kate Conklin property	9,010.46				9,010.46
Grafton	Thompson Residence	25,049.20				25,049.20

Attachment 2C
Expenditures by Site - All Years Through June 2021
Heating Oil

Site Location	PCF Site Name	Remediation	AST Assistance	UST Assistance	UST Loans	Grand Total
Grand Isle	Camp Mary Crest	6,630.50				6,630.50
Grand Isle	Kelley Residence	10,407.06				10,407.06
Grand Isle	Robertson Residence	3,691.00				3,691.00
Grand Isle	Ron Prouty Residence	6,433.05				6,433.05
Grand Isle	Rosenburger Residence	4,230.93				4,230.93
Grand Isle	Seiwright Residence	9,774.27				9,774.27
Grand Isle	Shepard Residence	8,570.25				8,570.25
Grand Isle	Siewwright Residence	535.67				535.67
Grand Isle	St Josephs Church	9,458.75				9,458.75
Granville	Gertrude Harris Property	3,663.20				3,663.20
Greensboro	Freeman Residence	7,462.29				7,462.29
Greensboro	Mike Goldberg Apartments	24,351.73				24,351.73
Greensboro	Utevsky Residence	8,329.01				8,329.01
Groton	Groton Fire Dept	24,625.44				24,625.44
Groton	King Residence	21,130.87				21,130.87
Guilford	former Coolidge Highway Cabin site	11,657.50				11,657.50
Guilford	Garland Residence	1,461.31				1,461.31
Guilford	Merton Garland	8,603.28				8,603.28
Guilford	Trute Residence	6,725.69				6,725.69
Halifax	Hardgrove Property	5,469.88				5,469.88
Hancock	Brown Residence	25,000.00				25,000.00
Hancock	Long Residence	455.70				455.70
Hardwick	Barbara Whipple	2,503.86				2,503.86
Hardwick	Beatrice Gelineau	7,596.06				7,596.06
Hardwick	Fortune Property	12,836.81				12,836.81
Hardwick	Hardwick Wastewater Treatment Plant	4,368.79				4,368.79
Hardwick	Highland Hills	3,946.01				3,946.01
Hardwick	Judkins Residence (Evergreen Manor)	22,497.73				22,497.73
Hardwick	Kurt Bos Residence	730.75				730.75
Hardwick	Leach Residence/Donna Property	250.00				250.00
Hardwick	Shirley Cady Residence	12,082.95				12,082.95
Hardwick	Trudeau Residence	20,076.43				20,076.43
Hardwick	VSECU Property	21,578.16				21,578.16
Hardwick	Whitney Residence	12,976.13				12,976.13
Hartford	516 Mill Road	19,236.62				19,236.62
Hartford	Ann Greaney Residence	24,998.67				24,998.67
Hartford	Banks of White River	0.00				0.00
Hartford	Blodgett Supply	9,632.50				9,632.50
Hartford	Bucklin residence	1,716.10				1,716.10
Hartford	Butler Property	8,196.38				8,196.38
Hartford	Campbell Residence	2,859.05				2,859.05
Hartford	Copping Residence	1,737.70				1,737.70
Hartford	Cosentino Apartment Building	7,687.10				7,687.10
Hartford	Cray Apt Building	16,372.79				16,372.79
Hartford	Fellows-Abbott Property	3,846.60				3,846.60
Hartford	Florence Demers Property	2,752.55				2,752.55
Hartford	Former Purcell Oil Co	286.25				286.25
Hartford	Gerlack Residence	6,827.70				6,827.70
Hartford	Hayes	3,242.01				3,242.01
Hartford	Herbert Calef Residence	15,809.26				15,809.26
Hartford	Hodgdon Residence	15,051.91				15,051.91
Hartford	Homestead Farm	10,029.58				10,029.58
Hartford	John Leonard	18,253.21				18,253.21
Hartford	Levine Property	6,293.63				6,293.63
Hartford	Maheu Estate	9,332.18				9,332.18
Hartford	Martaniuk Residence	3,616.95				3,616.95
Hartford	McGrade Residence	2,053.50				2,053.50
Hartford	Murphy Residence	23,489.31				23,489.31
Hartford	Pappas Residence	2,373.77				2,373.77
Hartford	Patricia Obrien	1,187.00				1,187.00
Hartford	Ruth Hodgeon	10,949.72				10,949.72
Hartford	Stall Residence	6,849.66				6,849.66
Hartford	Stone Residence	4,813.21				4,813.21
Hartford	Thibideau Property	31,030.30				31,030.30
Hartford	Vera Gifford property	11,311.39				11,311.39

Attachment 2C
Expenditures by Site - All Years Through June 2021
Heating Oil

Site Location	PCF Site Name	Remediation	AST Assistance	UST Assistance	UST Loans	Grand Total
Hartford	Ward Residence - 333 Baker Turn	26,895.36				26,895.36
Hartford	Weiser Residence	4,485.38				4,485.38
Hartland	Alice White Residence	865.55				865.55
Hartland	Bruce Jaycox Property	25,000.00				25,000.00
Hartland	Dicke Residence	3,986.00				3,986.00
Hartland	Francis White Residence	8,488.39				8,488.39
Hartland	Jabez Hammond residence	3,652.15				3,652.15
Hartland	North Hartland Community church	4,951.72				4,951.72
Hartland	Summersell Property	11,473.50				11,473.50
Hartland	Varney Trucking	12,974.94				12,974.94
Highgate	Dexter Residence	21,437.68				21,437.68
Highgate	Hoague Residence	24,374.77				24,374.77
Highgate	Residence	12,059.31				12,059.31
Hinesburg	Ben's Sandwiches	1,195.26				1,195.26
Hinesburg	Bissonette Farm	13,374.17				13,374.17
Hinesburg	Charland/Sweeney Residence	1,279.75				1,279.75
Hinesburg	Cindy Bluman Residence	19,320.66				19,320.66
Hinesburg	Geraw / Bovat Residence	21,091.08				21,091.08
Hinesburg	Habitat House	12,167.39				12,167.39
Hinesburg	Hancock Residence	4,023.40				4,023.40
Hinesburg	Hinesburg Elementary School	50,368.58				50,368.58
Hinesburg	Iroquois Manufacturing Co	78.00				78.00
Hinesburg	Jackson Residence	27,671.09				27,671.09
Hinesburg	Konstanien Afanasyev Residence	26,082.76				26,082.76
Hinesburg	Lantman's IGA	0.00				0.00
Hinesburg	Martin Residence	1,082.06				1,082.06
Hinesburg	Morgante Residence	7,099.98				7,099.98
Hinesburg	Nosset Residence	12,070.72				12,070.72
Hinesburg	O'Neil Residence	2,499.85				2,499.85
Holland	Abdelnour Residence	9,921.60				9,921.60
Holland	Berry Residence	12,048.94				12,048.94
Holland	Holland Elementary School	20,036.96				20,036.96
Hubbardton	Dartley Residential Property 1	7,720.55				7,720.55
Hubbardton	Dartley Residential Property 2	16,106.75				16,106.75
Hubbardton	Gates Residence	17,506.46				17,506.46
Hubbardton	Giffen Property	6,339.18				6,339.18
Hubbardton	Herber Residence	25,000.00				25,000.00
Huntington	Anderson residence	1,250.00				1,250.00
Huntington	Barton Residence	12,627.72				12,627.72
Huntington	Bert White Residence	2,981.46				2,981.46
Huntington	Burt White Residence	9,016.29				9,016.29
Huntington	Mountain View Treatment Center	4,380.45				4,380.45
Hyde Park	Baraw Residence	817.97				817.97
Hyde Park	Common Ground	23,923.72				23,923.72
Hyde Park	Douglas Residence	2,562.35				2,562.35
Hyde Park	Germaine Residence	18,618.40				18,618.40
Hyde Park	Harvey Property	2,419.71				2,419.71
Hyde Park	Harvey Property (rental mobile home)	3,304.89				3,304.89
Hyde Park	Jones Property	13,620.01				13,620.01
Hyde Park	Lalime Residence	4,444.77				4,444.77
Hyde Park	Lehouiller Residence	17,559.98				17,559.98
Hyde Park	Limlaw residence	16,714.87				16,714.87
Hyde Park	Marcelino Residence	4,179.03				4,179.03
Hyde Park	Maxham Residence	24,601.55				24,601.55
Hyde Park	Moore Property	7,942.34				7,942.34
Hyde Park	Padulo Residence	25,000.00				25,000.00
Hyde Park	Parrott Residence	39,577.50				39,577.50
Hyde Park	Philip Ward Res	7,540.08				7,540.08
Hyde Park	Scanlon Residence	1,720.20				1,720.20
Hyde Park	Sterling View Community Center	2,302.21				2,302.21
Hyde Park	Westbrook Residence	1,168.43				1,168.43
Isle La Motte	Buddo Residence	13,291.55				13,291.55
Isle La Motte	Fisher Property	9,178.42				9,178.42
Isle La Motte	Fleury Residence	22,552.78				22,552.78
Isle La Motte	Hill Property	19,020.50				19,020.50

Attachment 2C
Expenditures by Site - All Years Through June 2021
Heating Oil

Site Location	PCF Site Name	Remediation	AST Assistance	UST Assistance	UST Loans	Grand Total
Isle La Motte	Lee Jarvis Residence	7,095.88				7,095.88
Isle La Motte	Rafferty Property	9,461.96				9,461.96
Jamaica	Baigan Residence	6,141.97				6,141.97
Jamaica	Camardo Residence	11,891.66				11,891.66
Jamaica	Former Videgain Property	5,840.34				5,840.34
Jamaica	Gilman Residence	529.00				529.00
Jamaica	Prindle Residence	374.90				374.90
Jamaica	Tom Emmerson	18,079.37				18,079.37
Jay	Former Charlotte Cote Property	958.80				958.80
Jay	Smith Residence	5,413.42				5,413.42
Jericho	Benedict Residence	6,970.73				6,970.73
Jericho	Curran Residence	2,578.86				2,578.86
Jericho	Daniel Cole Barn	15,541.11				15,541.11
Jericho	Doering Residence	24,730.44				24,730.44
Jericho	Habif Residence	7,552.44				7,552.44
Jericho	Jeff Ford Residence	10,422.24				10,422.24
Jericho	Nathan Residence	900.85				900.85
Jericho	Reid Residence	24,806.05				24,806.05
Jericho	Tissot Residence	20,370.32				20,370.32
Johnson	Armstrong Residence	24,455.55				24,455.55
Johnson	Brad Moore Property	8,484.88				8,484.88
Johnson	Burmeister Property	11,558.08				11,558.08
Johnson	Cote Residence	747.00				747.00
Johnson	DJs Corner Store	0.00				0.00
Johnson	Former Rod & Sons	22,842.36				22,842.36
Johnson	Gallanter Residence	10,687.37				10,687.37
Johnson	Hess Property	3,715.21				3,715.21
Johnson	Ingalls Residence	17,116.25				17,116.25
Johnson	Vermont Studio Center "The Cottage" Bldg	11,299.99				11,299.99
Johnson	VT Studio Center Miller House	6,231.65				6,231.65
Johnson	Wolf Kahn Studio/VT Studio Center	11,837.34				11,837.34
Killington	Allen Property	2,656.88				2,656.88
Killington	Cognato Residence	2,276.82				2,276.82
Killington	Collins Residence	6,348.03				6,348.03
Killington	Henrich Residence	42,139.29				42,139.29
Killington	ITF Holdings 1913 Building	16,649.01				16,649.01
Killington	Killington Lower Admin Building	6,034.85				6,034.85
Killington	Northern Ski Works	10,042.08				10,042.08
Killington	Orouke Residence	3,716.54				3,716.54
Killington	Ottaquechee River	6,180.21				6,180.21
Killington	Pico Administration Building	17,275.86				17,275.86
Killington	Renner/Souss Residence	25,339.71				25,339.71
Killington	Scesney Residence	1,470.97				1,470.97
Killington	Stambersky Property	52,285.70				52,285.70
Killington	Stone Residence	3,271.43				3,271.43
Killington	Turn of the River Lodge	6,287.32				6,287.32
Killington	Unkert Residence	4,025.93				4,025.93
Killington	Wobbly Barn	3,738.39				3,738.39
Kirby	Wooster Residence	7,535.07				7,535.07
Landgrove	Frohling Residence	2,291.58				2,291.58
Landgrove	Grandolfo Property	5,046.36				5,046.36
Landgrove	Jeffrey Residence	21,504.30				21,504.30
Leicester	Lanz Property	25,000.00				25,000.00
Lemington	Osornio Residence	24,661.98				24,661.98
Lincoln	Lincoln Community School	31,086.00				31,086.00
Lincoln	Lippincott Residence	12,506.87				12,506.87
Lincoln	Mingle Property	25,000.00				25,000.00
Lincoln	Quattrocci Residence	2,250.01				2,250.01
Lincoln	South Lincoln Farm	3,767.65				3,767.65
Lincoln	Steve Buker Property	9,456.35				9,456.35
Lincoln	Vallemar Farm	2,337.03				2,337.03
Londonderry	Barbo Residence	5,340.49				5,340.49
Londonderry	Bryson Property	2,613.50				2,613.50
Londonderry	Camborde residence	5,927.01				5,927.01
Londonderry	Carino Property	2,210.20				2,210.20

Attachment 2C
Expenditures by Site - All Years Through June 2021
Heating Oil

Site Location	PCF Site Name	Remediation	AST Assistance	UST Assistance	UST Loans	Grand Total
Londonderry	Clark Property	9,791.73				9,791.73
Londonderry	Debbie Wells Residence	2,434.25				2,434.25
Londonderry	Foster Residence	1,682.86				1,682.86
Londonderry	Genser Property (a/k/a Outlet Barn)	10,098.50				10,098.50
Londonderry	Haight Property	4,118.29				4,118.29
Londonderry	Jean Cavanagh Residence	2,976.72				2,976.72
Londonderry	Pajala Residence	4,764.85				4,764.85
Londonderry	Pearson Residence	6,993.11				6,993.11
Londonderry	Richard Lyman Residence	2,810.29				2,810.29
Londonderry	Roberts Residence	1,493.68				1,493.68
Londonderry	Young Residence	16,887.55				16,887.55
Lowell	Doaner Residence	24,834.19				24,834.19
Lowell	Lena Murphy Residence	19,003.32				19,003.32
Lowell	Van Turbergen Residence	8,325.43				8,325.43
Ludlow	Arthur Cappello Residence	24,343.24				24,343.24
Ludlow	Bowers Residence	2,506.80				2,506.80
Ludlow	Darlene Sherer	24,999.32				24,999.32
Ludlow	Dominello Residence	4,083.93				4,083.93
Ludlow	Eldine Jelley	13,943.17				13,943.17
Ludlow	former Cannel Residence	7,509.89				7,509.89
Ludlow	Glen Heitsmith	11,692.30				11,692.30
Ludlow	Holden Residence	5,425.94				5,425.94
Ludlow	Joselyn Residence	8,073.10				8,073.10
Ludlow	Kaiser Residence	9,352.33				9,352.33
Ludlow	Keene Residence	5,481.20				5,481.20
Ludlow	Lundborg Residence	7,985.34				7,985.34
Ludlow	McBride Residence	35,294.62				35,294.62
Ludlow	Ruth Sanders Residence	9,369.54				9,369.54
Ludlow	Sanderson Property	15,715.28				15,715.28
Ludlow	Servicemaster Elite - Mill Bldg.	639.00				639.00
Ludlow	Spence and Susan Williams Residence	40,829.59				40,829.59
Ludlow	Sullivan Residence	2,631.25				2,631.25
Ludlow	William Nye	11,730.86				11,730.86
Lunenburg	Gilman School	4,035.70				4,035.70
Lunenburg	Lewis Residence	11,576.88				11,576.88
Lyndon	341 Matthewson Hill Rd	2,103.37				2,103.37
Lyndon	Beers Residence	8,580.91				8,580.91
Lyndon	Blair Residence	2,248.34				2,248.34
Lyndon	Chenail Residence	1,761.19				1,761.19
Lyndon	former Elliotts Greenhouse	23,072.36				23,072.36
Lyndon	Lyndon Motor Lodge	8,688.15				8,688.15
Lyndon	Lyndon State College	25,299.10				25,299.10
Lyndon	Lyndonville Hardware.	6,901.60				6,901.60
Lyndon	Lyndonville Savings Bank	58,599.60				58,599.60
Lyndon	Mobile Home Park	12,151.74				12,151.74
Lyndon	Montgomery Residence	8,411.75				8,411.75
Lyndon	Northeast Kingdom Trailer Park	3,431.49				3,431.49
Lyndon	Robert Turcotte Residence	12,459.05				12,459.05
Lyndon	Townsend Residence	5,416.72				5,416.72
Lyndon	Wildflower Inn	23,716.42				23,716.42
Maidstone	Allen Binette Property	12,183.84				12,183.84
Manchester	Designer's Outlet	5,800.00				5,800.00
Manchester	Family Footwear	5,603.76				5,603.76
Manchester	Four Winds Motel	1,153.60				1,153.60
Manchester	Hand Chevrolet	4,446.91				4,446.91
Manchester	Heaslip Bulk Plant	19,913.16				19,913.16
Manchester	Knight Residence	6,286.27				6,286.27
Manchester	Lerner Residence	5,640.05				5,640.05
Manchester	Manchester Journal	31,169.44				31,169.44
Manchester	Manchester Laundromat	5,095.45				5,095.45
Manchester	Northshire Book Store	0.00				0.00
Manchester	Paris Residence	8,285.65				8,285.65
Manchester	The Manchester Community Library	14,378.96				14,378.96
Manchester	Vogeler Residence	6,264.81				6,264.81
Manchester	Weathervane Motel	8,078.89				8,078.89

Attachment 2C
Expenditures by Site - All Years Through June 2021
Heating Oil

Site Location	PCF Site Name	Remediation	AST Assistance	UST Assistance	UST Loans	Grand Total
Marlboro	Goldman Property	1,386.56				1,386.56
Marlboro	Hogback Mountain Ski Area	12,473.96				12,473.96
Marlboro	Marlboro Elementary	8,541.53				8,541.53
Marlboro	Metcalfe Property	12,820.00				12,820.00
Marshfield	Carris Residence	2,467.75				2,467.75
Marshfield	Duke Residence	25,001.00				25,001.00
Mendon	Ballantyne Residence	4,318.21				4,318.21
Mendon	Bertasi Residence	5,160.25				5,160.25
Mendon	Carey Residence	2,634.45				2,634.45
Mendon	Casella Construction	541.80				541.80
Mendon	Graham Property	24,750.00				24,750.00
Middlebury	Carbro Building	2,542.34				2,542.34
Middlebury	Cunningham Residence	860.68				860.68
Middlebury	D Saunders Estate	5,170.70				5,170.70
Middlebury	former A & P / Ames Shopping Center	10,718.75				10,718.75
Middlebury	Former A&P/Ames Shopping Center	0.00				0.00
Middlebury	Former ACA Buidling/MNFC	2,010.00				2,010.00
Middlebury	Hunt Farm	20,971.59				20,971.59
Middlebury	Louis Quesnel Property	4,050.32				4,050.32
Middlebury	Marquis Theater	14,095.47				14,095.47
Middlebury	McCartney Residence	6,051.55				6,051.55
Middlebury	Middlebury Apt.	47,184.67				47,184.67
Middlebury	Middlebury College	11,092.64				11,092.64
Middlebury	Moyer Residence	16,799.52				16,799.52
Middlebury	OCE Office Building	10,126.32				10,126.32
Middlebury	Otter Creek Child Center	1,422.60				1,422.60
Middlebury	Thorn Residence	4,844.87				4,844.87
Middlebury	Village Court Plaza	5,088.99				5,088.99
Middlebury	Wetmore Property	3,465.09				3,465.09
Middlesex	Anderson residence	6,297.75				6,297.75
Middlesex	Davis Property	12,352.49				12,352.49
Middlesex	DiTomasso Residence	784.32				784.32
Middlesex	Dolan/Long Residence	23,211.72				23,211.72
Middlesex	Faber Residence	4,288.60				4,288.60
Middlesex	Olson Residence	2,071.00				2,071.00
Middlesex	Williams Residence	24,768.65				24,768.65
Middletown Springs	Arsenault Residence	27,050.36				27,050.36
Middletown Springs	Pliner Property	22,917.33				22,917.33
Middletown Springs	St. Anne's Parish Rectory	3,353.33				3,353.33
Milton	Allard residence	2,259.72				2,259.72
Milton	Birchwood Trailer Park	12,660.09				12,660.09
Milton	Chun Residence	960.39				960.39
Milton	Davis Residence	9,520.65				9,520.65
Milton	Dion Residence	10,374.49				10,374.49
Milton	Francis Residence	25,292.16				25,292.16
Milton	Guay Residence	24,999.35				24,999.35
Milton	James Ford Residence	19,083.98				19,083.98
Milton	Kennedy Residence	21,997.95				21,997.95
Milton	LaFond Residence	21,276.33				21,276.33
Milton	Lot 53, Birchwood Manor TP	3,426.63				3,426.63
Milton	Minor Property	8,372.66				8,372.66
Milton	Monohan Residence	1,149.45				1,149.45
Milton	Rutherford Residence	13,702.99				13,702.99
Milton	Sperling Property	2,254.97				2,254.97
Milton	Sperling Residence	7,326.87				7,326.87
Milton	Wayland Wheelock Residence	7,220.22				7,220.22
Monkton	Fox Residence	24,972.79				24,972.79
Monkton	Labell Residence	128.96				128.96
Monkton	Larrow Residence	25,000.00				25,000.00
Monkton	Norris Residence	15,303.42				15,303.42
Monkton	Orlandi Residence	23,049.00				23,049.00
Monkton	Parks Farm (former Crossview Farm)	2,164.15				2,164.15
Monkton	Tracy Clark Property	1,274.26				1,274.26
Monkton	Vermont Gas - Residence	15,698.75				15,698.75
Montgomery	Michael Phillips Residence	26,695.83				26,695.83

Attachment 2C
Expenditures by Site - All Years Through June 2021
Heating Oil

Site Location	PCF Site Name	Remediation	AST Assistance	UST Assistance	UST Loans	Grand Total
Montpelier	Aja Residence	2,990.50				2,990.50
Montpelier	Anderson Property	1,982.34				1,982.34
Montpelier	Archer/Brown Property	1,467.50				1,467.50
Montpelier	Berlin and River St.	61,257.36				61,257.36
Montpelier	Capital City Laundromat	1,565.00				1,565.00
Montpelier	Don Pedrozo Property	17,201.40				17,201.40
Montpelier	Fechter Residence	12,541.08				12,541.08
Montpelier	Gilbertson Residence	4,925.46				4,925.46
Montpelier	Grandiflora Apartments	-7,978.12				-7,978.12
Montpelier	Hall Property	16,877.06				16,877.06
Montpelier	Hansen Property	4,053.80				4,053.80
Montpelier	Hussey Residence	11,018.41				11,018.41
Montpelier	Jacobs Property	159,608.41				159,608.41
Montpelier	Kali Erskine Residence	6,260.63				6,260.63
Montpelier	Lipman Residence	4,608.47				4,608.47
Montpelier	Main Street Middle School	22,219.55				22,219.55
Montpelier	Manion Residence	18,305.38				18,305.38
Montpelier	McKenna Residence	7,490.15				7,490.15
Montpelier	Molla Apartment House	10,673.60				10,673.60
Montpelier	Montpelier City Hall	2,368.55				2,368.55
Montpelier	Montpelier Public Works Dept.	19,246.64				19,246.64
Montpelier	Montpelier Stove Works	7,932.00				7,932.00
Montpelier	Neely Office Building	4,398.00				4,398.00
Montpelier	Pratt Residence	22,597.05				22,597.05
Montpelier	Ricker Residence	3,927.67				3,927.67
Montpelier	Sampson residence	4,511.18				4,511.18
Montpelier	Schlott Residence	7,669.85				7,669.85
Montpelier	Sherwin Williams	24,977.65				24,977.65
Montpelier	Taylor Appliance	7,833.82				7,833.82
Montpelier	Tisdale Property	30,148.53				30,148.53
Montpelier	Trading Post	11,234.27				11,234.27
Montpelier	Union Elementary School	43,039.08				43,039.08
Montpelier	Vowles Residence	19,997.40				19,997.40
Montpelier	VT Liquor Control Office	4,286.59				4,286.59
Montpelier	Walker Motors Ford	19,481.58				19,481.58
Montpelier	Williams Residence	5,433.30				5,433.30
Montpelier	Wright Residence	7,927.02				7,927.02
Moretown	Ferris Property	18,715.25				18,715.25
Moretown	Houle Residence	6,487.51				6,487.51
Moretown	Moretown Clerk's Office	9,832.90				9,832.90
Moretown	Mud Box Delivery/Pickup	2,887.78				2,887.78
Moretown	Schultz Residence	12,450.42				12,450.42
Moretown	Town Diesel Tank	78.75				78.75
Moretown	Verna Seguin Trust Property	4,777.05				4,777.05
Morristown	A O T Railroad Garage	5,581.96				5,581.96
Morristown	American Legion Post 33	5,982.34				5,982.34
Morristown	apartment building	5,989.52				5,989.52
Morristown	Bornemann & Green Machine Shop	39,841.09				39,841.09
Morristown	Desjardin Residence - Pine Crest Trailer Park	12,469.90				12,469.90
Morristown	Goddard Residence	5,380.78				5,380.78
Morristown	Godfrey Property	1,811.55				1,811.55
Morristown	Huebener Residence	28,160.02				28,160.02
Morristown	Jones Residence	8,185.62				8,185.62
Morristown	Miller Residence	813.08				813.08
Morristown	Morrisville Lumber Company	3,570.03				3,570.03
Morristown	Rand Property	19,862.60				19,862.60
Morristown	Rosenthal Residence	13,601.10				13,601.10
Morristown	Sweet And Burt	6,097.11				6,097.11
Mount Holly	Belmont General Store	15,138.36				15,138.36
Mount Holly	Degraborio Residence	423.54				423.54
Mount Holly	Fahey Residence	5,584.09				5,584.09
Mount Holly	Lou Flego Residence	5,198.77				5,198.77
Mount Holly	Wilson Residence	10,340.25				10,340.25
New Haven	Dagenais Residence	5,142.78				5,142.78
New Haven	former Dog Team Tavern	8,965.18				8,965.18

Attachment 2C
Expenditures by Site - All Years Through June 2021
Heating Oil

Site Location	PCF Site Name	Remediation	AST Assistance	UST Assistance	UST Loans	Grand Total
New Haven	former Monty Gas Station	1,708.45				1,708.45
New Haven	New Haven United Reform Church	19,409.43				19,409.43
New Haven	Paul Audy Residence	8,973.69				8,973.69
New Haven	Stan Katz Residence	19,800.55				19,800.55
New Haven	Sugarhouse Motel	10,596.55				10,596.55
Newark	Fried Residence	3,537.26				3,537.26
Newbury	H O Taylor Chevrolet	5,176.39				5,176.39
Newbury	Taylor Residence	25,000.00				25,000.00
Newfane	Flynn Residence	24,726.24				24,726.24
Newfane	Mantel Residence	3,148.46				3,148.46
Newfane	Puglia Residence	4,754.08				4,754.08
Newfane	The Smokehouse	36,551.24				36,551.24
Newfane	Wilson Residence	5,521.12				5,521.12
Newport City	Bowen Residence	5,775.34				5,775.34
Newport City	Briggs Apartments	750.00				750.00
Newport City	Champine Residence	8,512.54				8,512.54
Newport City	former H P Hood Building	2,084.67				2,084.67
Newport City	Gilman Housing 316 Main	1,352.57				1,352.57
Newport City	Gilman Housing Trust	7,112.63				7,112.63
Newport City	Gosslin Residence	10,049.68				10,049.68
Newport City	Govenor Prouty Apartments	2,884.46				2,884.46
Newport City	Hamblett Residence	12,252.00				12,252.00
Newport City	Hennessy Property	10,570.08				10,570.08
Newport City	Horvath Residence	7,428.82				7,428.82
Newport City	Lancaster property	24,770.48				24,770.48
Newport City	LaRose Residence	3,952.20				3,952.20
Newport City	Pamela Ruigh Residence	2,458.30				2,458.30
Newport City	Robert Smith Residence	7,222.07				7,222.07
Newport City	Simonu Residence	4,051.80				4,051.80
Newport Town	Ash Residence	10,177.13				10,177.13
Newport Town	Bob Brousseau Residence	12,534.59				12,534.59
Newport Town	Bonin Residence	9,676.35				9,676.35
Newport Town	Collins Residence	1,883.50				1,883.50
Newport Town	Daniel Prue residence	14,604.13				14,604.13
Newport Town	Sonja Brasseur Residence	4,518.25				4,518.25
Newport Town	Vicky LaClair Rental Property	5,447.40				5,447.40
North Hero	Christine Baldwin Residence	820.00				820.00
North Hero	Heise Property	5,847.75				5,847.75
North Hero	Julow Residence	22,929.64				22,929.64
Northfield	Baraw Residence	6,010.63				6,010.63
Northfield	Eastman Residence	25,166.84				25,166.84
Northfield	former Mandlekorn Residence	4,629.81				4,629.81
Northfield	Gillespie Fuels	10,196.66				10,196.66
Northfield	Green Mountain Family Practice	33,480.04				33,480.04
Northfield	Jeff Staab Residence	7,405.40				7,405.40
Northfield	Jun "Randy" Pan Property	15,037.37				15,037.37
Northfield	Kelley Residence	14,946.12				14,946.12
Northfield	Matheson Residence	11,856.11				11,856.11
Northfield	Northfield Falls Mobile Home Park	1,246.58				1,246.58
Northfield	Norwich University	677.30				677.30
Northfield	Osbourne Apartments	7,505.97				7,505.97
Northfield	Palumbo/Sanders Residence	9,585.37				9,585.37
Northfield	Wall-Goldfinger	16,448.62				16,448.62
Norton	Crum Property	5,720.70				5,720.70
Norton	Suzanne Isabelle Property	23,682.13				23,682.13
Norwich	Agway Norwich	18,111.14				18,111.14
Norwich	Corum Residence	1,670.51				1,670.51
Norwich	Currier Residence	15,255.56				15,255.56
Norwich	Jake Guest farm	956.50				956.50
Norwich	Karen Miller Residence	2,077.85				2,077.85
Norwich	Norwich Meadons Condominiums	50,126.53				50,126.53
Orange	Caughy Residence	23,158.68				23,158.68
Orange	Gomo Residence	24,139.60				24,139.60
Orwell	Almeida Residence	8,974.85				8,974.85
Orwell	Bob Dufur Camp	25,000.00				25,000.00

Attachment 2C
Expenditures by Site - All Years Through June 2021
Heating Oil

Site Location	PCF Site Name	Remediation	AST Assistance	UST Assistance	UST Loans	Grand Total
Orwell	Former McLane Residence	3,896.69				3,896.69
Orwell	Orwell Fire Department	2,966.80				2,966.80
Panton	Vorsteveld Farm	19,624.43				19,624.43
Pawlet	Barbara Harrington Residence	6,668.62				6,668.62
Pawlet	Blain Residence	1,853.73				1,853.73
Pawlet	Chicken Alley	3.20				3.20
Pawlet	Estate of Joshua Nelson	12,922.16				12,922.16
Pawlet	Freilich Residence	13,223.33				13,223.33
Pawlet	Glenn Munson Residence	6,228.65				6,228.65
Pawlet	Nelson Residence	2,573.16				2,573.16
Pawlet	Ron Blaine Residence	24,988.70				24,988.70
Pawlet	St. Raymond Property	4,977.43				4,977.43
Pawlet	Wardell Residence	6,669.05				6,669.05
Peacham	Cavanaugh/Vilandre Residence	17,475.72				17,475.72
Peacham	Groton State Forest	1,334.86				1,334.86
Peacham	Groton State Park Maintenance Shed	11,139.63				11,139.63
Peacham	Matz Residence	6,427.84				6,427.84
Peacham	Peacham Elementary School	1,940.41				1,940.41
Peru	Hapgood Store	12,576.05				12,576.05
Peru	Parrish Residence	6,322.86				6,322.86
Peru	Schow Residence	2,882.89				2,882.89
Peru	Tamaddon Residence	2,649.01				2,649.01
Peru	Welch Property	511.45				511.45
Pittsfield	Alvarez Residence	5,798.90				5,798.90
Pittsfield	Former Loewy Residence	14,896.34				14,896.34
Pittsford	Adams Residence	7,930.28				7,930.28
Pittsford	Larsen Property	3,912.76				3,912.76
Pittsford	Old Colony Condos	4,076.73				4,076.73
Pittsford	Pomainville Residence	1,559.35				1,559.35
Pittsford	St Alfonsus Parish	1,967.26				1,967.26
Plainfield	Brook Rd House	13,398.91				13,398.91
Plainfield	Davis Residence	25,000.00				25,000.00
Plainfield	Goddard College - Sculpture Building	68,556.99				68,556.99
Plainfield	Goddard College Community Center	9,934.59				9,934.59
Plainfield	June Nelson	25,000.00				25,000.00
Plainfield	Parmenter Property	7,432.00				7,432.00
Plymouth	Geraghty Residence	7,422.68				7,422.68
Plymouth	Gleason Residence	2,166.76				2,166.76
Plymouth	Hamilton Residencce	1,759.77				1,759.77
Plymouth	Metersky Property	8,831.43				8,831.43
Pomfret	Antel	13,033.92				13,033.92
Pomfret	Judge Residence	1,707.47				1,707.47
Pomfret	North Pomfret Store	10,011.66				10,011.66
Pomfret	Teago General Store	18,672.56				18,672.56
Pomfret	Tenney Residence	2,334.00				2,334.00
Poultney	Bixbys	25,000.00				25,000.00
Poultney	Duffy Property	10,307.08				10,307.08
Poultney	Green Mountain College	235,210.05				235,210.05
Poultney	Staco	1,992.76				1,992.76
Pownal	Brookes residence - Evergreen trailer park	1,798.76				1,798.76
Pownal	Evergreen Trailer Park, Lot 24	12,372.25				12,372.25
Pownal	Former Museum of Black WWII History	13,625.82				13,625.82
Pownal	Former Tovani Residence	10,577.11				10,577.11
Pownal	Honiker Residence	16,325.00				16,325.00
Pownal	James Nason Residence	6,628.57				6,628.57
Pownal	Jeff Miller Residence	14,543.78				14,543.78
Pownal	John Dean Residence	22,587.62				22,587.62
Pownal	Judy Greenwalt	7,719.72				7,719.72
Pownal	Perry Residence	1,130.50				1,130.50
Pownal	Pownal Elementary School	48,081.74				48,081.74
Pownal	Rebideau Residence	9,114.10				9,114.10
Pownal	Royal Pine Villa Mobile Home Park	5,668.76				5,668.76
Proctor	Blanchard Residence	2,102.50				2,102.50
Proctor	Cayia Property	580.05				580.05
Proctor	Cecelia Capen Residence	6,594.65				6,594.65

Attachment 2C
Expenditures by Site - All Years Through June 2021
Heating Oil

Site Location	PCF Site Name	Remediation	AST Assistance	UST Assistance	UST Loans	Grand Total
Proctor	Former Welch Property	13,259.89				13,259.89
Proctor	Kevin Jones Property	1,611.00				1,611.00
Proctor	King Residence	6,470.10				6,470.10
Proctor	Proctor High School	292,784.13				292,784.13
Proctor	Proctor Water Supply	25,000.00				25,000.00
Proctor	Raymond Beyette	23,371.58				23,371.58
Proctor	Tina Watkins residence	4,110.75				4,110.75
Putney	Basketville	1,455.00				1,455.00
Putney	Brad Simmonds Residence	15,429.85				15,429.85
Putney	Brookside Campground	22,559.37				22,559.37
Putney	Lichtenberg Property	576.22				576.22
Putney	Melvin Lowell residence	11,814.38				11,814.38
Putney	Our Lady Of Mercy	4,089.40				4,089.40
Putney	Our Lady of Mercy Catholic Church	8,267.16				8,267.16
Putney	Putney Town Hall	4,503.60				4,503.60
Putney	Rayno Property	2,903.01				2,903.01
Randolph	Als Pizza & Deli	4,546.85				4,546.85
Randolph	Backus Trailer Home	11,317.65				11,317.65
Randolph	Crowley Rental	24,750.00				24,750.00
Randolph	LaFrance Estate	3,195.00				3,195.00
Randolph	Lawrence Camp Property	24,777.01				24,777.01
Randolph	Porter Residence	7,021.07				7,021.07
Randolph	Scheck Commercial Building	8,692.31				8,692.31
Randolph	Sherman Property	18,416.91				18,416.91
Randolph	Stagecoach Facility	8,540.59				8,540.59
Randolph	The Rose Bowl	8,698.57				8,698.57
Randolph	Watson Residence	10,937.52				10,937.52
Reading	Ellis Residence	600.00				600.00
Reading	Papperman Residence	6,592.75				6,592.75
Reading	Town of Reading	3,267.25				3,267.25
Richford	Connor Residence	12,529.00				12,529.00
Richford	Desautels Residence	2,393.62				2,393.62
Richford	Fisk Residence	11,400.00				11,400.00
Richford	Fusco Residence	11,772.08				11,772.08
Richford	Passman Residence	3,225.25				3,225.25
Richford	Sandi Murphy Property	1,460.50				1,460.50
Richmond	Aldrich Residence	10,785.62				10,785.62
Richmond	Andrews Residence	16,629.42				16,629.42
Richmond	Dillon Residence	19,683.57				19,683.57
Richmond	Garrow Residence	14,869.00				14,869.00
Richmond	GC Morris Residence	5,287.43				5,287.43
Richmond	Gravelin Residence	6,476.21				6,476.21
Richmond	Lisa Condon Residence	101.25				101.25
Richmond	Mary Houle property	5,537.28				5,537.28
Richmond	Mayville Residence	1,988.39				1,988.39
Richmond	McGowan Residence	4,095.42				4,095.42
Richmond	Michele Bombardier Residence	21,038.94				21,038.94
Richmond	Peters Residence	6,023.44				6,023.44
Richmond	Richmond Dental Clinic	6,300.49				6,300.49
Richmond	Williams Residence	24,437.52				24,437.52
Ripton	Pierce/Henderson Residence	16,103.80				16,103.80
Ripton	Silver Towers Camp	13,850.37				13,850.37
Rochester	Baker Residence	9,753.50				9,753.50
Rochester	Glogover Residence	995.30				995.30
Rochester	Lee Residence	7,957.57				7,957.57
Rochester	Manahan Residence	7,696.84				7,696.84
Rochester	McCandless Residence	5,341.92				5,341.92
Rochester	Moomjian Property	6,017.62				6,017.62
Rochester	Wilbur Residence	15,447.99				15,447.99
Rockingham	Allen Residence	3,983.22				3,983.22
Rockingham	Ballard Residence	21,704.95				21,704.95
Rockingham	Clayton Residence	8,577.11				8,577.11
Rockingham	Frink Residence	10,241.26				10,241.26
Rockingham	James Petro Shell	1,415.43				1,415.43
Rockingham	Joyce Kennett Residence	13,771.20				13,771.20

Attachment 2C
Expenditures by Site - All Years Through June 2021
Heating Oil

Site Location	PCF Site Name	Remediation	AST Assistance	UST Assistance	UST Loans	Grand Total
Rockingham	Main Street Arts	25,000.00				25,000.00
Rockingham	Rockingham Veterinary Clinic	2,407.20				2,407.20
Rockingham	Shari Pulitano Residence	20,817.66				20,817.66
Royalton	Atlantic Plywood	3,221.50				3,221.50
Royalton	Crawford's Autoland	10,038.72				10,038.72
Royalton	Crino Residence	5,270.72				5,270.72
Royalton	Paige Kemner	2,580.15				2,580.15
Royalton	Soler Property	14,703.62				14,703.62
Rutland City	12 Giorgetti Blvd	8,772.70				8,772.70
Rutland City	Aldous Funeral Home	4,297.10				4,297.10
Rutland City	Anderson Office Building	12,480.32				12,480.32
Rutland City	Ann Murphy Residence	3,568.72				3,568.72
Rutland City	Beauchamp & O'Rourke Pharmacy	14,813.93				14,813.93
Rutland City	Becks Properties Inc	7,430.99				7,430.99
Rutland City	Bisson Property	5,839.50				5,839.50
Rutland City	Blanchard Residence	2,939.99				2,939.99
Rutland City	Bruce Utely	382.50				382.50
Rutland City	Carl Mazzerilli Residence	4,010.87				4,010.87
Rutland City	Carris Reels	12,810.93				12,810.93
Rutland City	Citizens Bank Rutland	99,233.34				99,233.34
Rutland City	Clothes Basket	6,742.27				6,742.27
Rutland City	CVS - Main St	362.00				362.00
Rutland City	Dave Pomykala	9,735.63				9,735.63
Rutland City	Deblasio Residence	3,566.29				3,566.29
Rutland City	Derosia Property	2,292.95				2,292.95
Rutland City	E&M Realty Property	8,492.61				8,492.61
Rutland City	Hamilton Residence	8,943.78				8,943.78
Rutland City	Illiano Apts	3,318.51				3,318.51
Rutland City	Kupferer & Martin Property	8,583.50				8,583.50
Rutland City	Mac Residence	9,051.53				9,051.53
Rutland City	Mary Hall Residence	12,520.50				12,520.50
Rutland City	Melanson Company	471,382.25				471,382.25
Rutland City	Merchants Row	237,337.57				237,337.57
Rutland City	Myron Jones' Apt	1,098.20				1,098.20
Rutland City	Park Place Florist	1,976.62				1,976.62
Rutland City	Patch Property	7,367.85				7,367.85
Rutland City	Pierpoint Primary Learning Center	15,155.22				15,155.22
Rutland City	Pond Meadow Park	6,970.14				6,970.14
Rutland City	Pray Residence	4,837.16				4,837.16
Rutland City	Ramada Inn (former Days Inn)	8,664.43				8,664.43
Rutland City	Regency Manor	30,862.33				30,862.33
Rutland City	Richard Marotti	5,541.75				5,541.75
Rutland City	Ricky Lacroix Property	3,081.81				3,081.81
Rutland City	Roberta Reith	5,744.16				5,744.16
Rutland City	Rutland County Community Land Trust	25,537.00				25,537.00
Rutland City	Rutland Land Trust Property	25,000.00				25,000.00
Rutland City	Rutland Masonic Temple	23,317.82				23,317.82
Rutland City	Rutland Middle School	12,495.10				12,495.10
Rutland City	Rutland Parks - White Pool	19,601.31				19,601.31
Rutland City	Sargent Residence	13,561.86				13,561.86
Rutland City	Smart Property	8,219.26				8,219.26
Rutland City	Steibly Residence	3,828.59				3,828.59
Rutland City	Steve Rabideau Residence	2,310.40				2,310.40
Rutland City	Templewood Court	16,207.96				16,207.96
Rutland City	Tice Residence	22,704.42				22,704.42
Rutland City	Travel Inn Property	7,768.63				7,768.63
Rutland City	Trolley Barn Square - JA Russell	24,697.94				24,697.94
Rutland City	Trust Company of Vermont	8,489.84				8,489.84
Rutland City	Vermont Achievement Center	15,118.89				15,118.89
Rutland City	William & Kathleen Ramsay Property	6,531.16				6,531.16
Rutland City	Wisch Property	11,039.76				11,039.76
Rutland Town	Bradley Residence	4,302.45				4,302.45
Rutland Town	Cheney Hall Community Center	17,838.51				17,838.51
Rutland Town	Columbia Air Services	11,000.00				11,000.00
Rutland Town	Haley Residence	7,435.83				7,435.83

Attachment 2C
Expenditures by Site - All Years Through June 2021
Heating Oil

Site Location	PCF Site Name	Remediation	AST Assistance	UST Assistance	UST Loans	Grand Total
Rutland Town	Hawley Residence	21,045.00				21,045.00
Rutland Town	Keenan Residence	4,518.40				4,518.40
Rutland Town	Wilk Property - Erica Helo Residence	4,556.78				4,556.78
Ryegate	Balko Residence	4,768.94				4,768.94
Ryegate	Davidson Residence	5,646.63				5,646.63
Saint Albans City	Allen Residence	12,810.31				12,810.31
Saint Albans City	Bellows Free Academy	19,526.25				19,526.25
Saint Albans City	Clarence Brown Aldis Street Bulk Plant	178.50				178.50
Saint Albans City	Cobb Auto	10,462.02				10,462.02
Saint Albans City	Congress and Main	19,944.35				19,944.35
Saint Albans City	Desrochers Residence	20,159.12				20,159.12
Saint Albans City	Dowling Family Trust	4,545.95				4,545.95
Saint Albans City	Dutkiewicz Residence	5,779.00				5,779.00
Saint Albans City	Franklin Apartments	4,816.16				4,816.16
Saint Albans City	Gagne Residence	28,170.00				28,170.00
Saint Albans City	Grand Union Shopping Plaza	2,621.00				2,621.00
Saint Albans City	Greenia Residence	24,991.15				24,991.15
Saint Albans City	Hammel/ Frmr Wildcat Property	12,782.35				12,782.35
Saint Albans City	Harrison Residence	6,814.54				6,814.54
Saint Albans City	Kapic Residence	19,711.57				19,711.57
Saint Albans City	Moose Lodge	384.80				384.80
Saint Albans City	Shepard Residence	2,740.66				2,740.66
Saint Albans City	Sherry Gibson Residence	11,112.01				11,112.01
Saint Albans City	St Albans Air Force Station	5,864.65				5,864.65
Saint Albans City	Stell Residence - Flanagan's Trailer Park	14,772.92				14,772.92
Saint Albans City	Thomas Residence	11,500.14				11,500.14
Saint Albans City	William Graham Property	5,634.00				5,634.00
Saint Albans Town	Hopkins Residence	10,705.55				10,705.55
Saint Albans Town	Kilburn Apartment Building	20,489.82				20,489.82
Saint Albans Town	Lebel Residence	14,652.42				14,652.42
Saint Albans Town	Robertson Residence	24,500.83				24,500.83
Saint George	Cheryl Thomas Property	13,753.78				13,753.78
Saint Johnsbury	Adams Residence	847.30				847.30
Saint Johnsbury	Berube Property	17,422.02				17,422.02
Saint Johnsbury	Black Bear Tavern	3,821.78				3,821.78
Saint Johnsbury	Brenda Gochee Residence	4,386.00				4,386.00
Saint Johnsbury	Canterbury Inn	38,757.69				38,757.69
Saint Johnsbury	Carlet Gilson And Hurley	29,238.49				29,238.49
Saint Johnsbury	Choate Property	4,766.86				4,766.86
Saint Johnsbury	former House of Pizza	9,762.78				9,762.78
Saint Johnsbury	former Sears Building	1,261.08				1,261.08
Saint Johnsbury	Frank Adams School	2,266.37				2,266.37
Saint Johnsbury	Grace United Methodist Church	65,685.33				65,685.33
Saint Johnsbury	Hale Residence	1,941.25				1,941.25
Saint Johnsbury	Jim Avery Residence	2,640.87				2,640.87
Saint Johnsbury	Kingdom Animal Shelter	8,519.97				8,519.97
Saint Johnsbury	Mayo Glass	7,392.60				7,392.60
Saint Johnsbury	McCormack & Co Accounting	22,706.17				22,706.17
Saint Johnsbury	Niles Residence	2,207.87				2,207.87
Saint Johnsbury	Northeast Collision Center	21,712.51				21,712.51
Saint Johnsbury	Northern Petroleum - St J	107.75				107.75
Saint Johnsbury	Palmers Dry Cleaners	8,440.17				8,440.17
Saint Johnsbury	Residence (Bittner Trust)	10,115.16				10,115.16
Saint Johnsbury	Scott Building	2,343.65				2,343.65
Saint Johnsbury	St Johns Church	3,641.78				3,641.78
Saint Johnsbury	Thurston Apartments	19,826.58				19,826.58
Saint Johnsbury	Wes Ward Auto Repair	4,799.96				4,799.96
Salisbury	LaRock Residence	38,226.61				38,226.61
Shaftsbury	Adelberg-Miller Residence	6,438.36				6,438.36
Shaftsbury	Adelberg-Miller Schoolhouse	6,525.01				6,525.01
Shaftsbury	Berkeley Residence	7,090.32				7,090.32
Shaftsbury	David Mance property	6,733.78				6,733.78
Shaftsbury	Forbes Residence	9,507.33				9,507.33
Shaftsbury	former Thompson Garage Property	9,418.59				9,418.59
Shaftsbury	Gardner Property	11,527.51				11,527.51

Attachment 2C
Expenditures by Site - All Years Through June 2021
Heating Oil

Site Location	PCF Site Name	Remediation	AST Assistance	UST Assistance	UST Loans	Grand Total
Shaftsbury	Keen Residence	1,226.03				1,226.03
Shaftsbury	Laplaca Property	608.75				608.75
Shaftsbury	Levin Residence	9,497.14				9,497.14
Sharon	Cheryl Durkee Residence	10,122.72				10,122.72
Sharon	Kevin Blakeman Residence	5,689.51				5,689.51
Sharon	Sharon Aldrich Residence	4,303.50				4,303.50
Shelburne	Ahlawat Residence	7,337.89				7,337.89
Shelburne	Babbott Residence	5,631.12				5,631.12
Shelburne	Bakeman Residence	1,326.73				1,326.73
Shelburne	Barber Shop/Cucina Antica	2,152.82				2,152.82
Shelburne	Barkeater's Restaurant	491.10				491.10
Shelburne	Bill Boisvine Residence/Shelburnewood Co-op	8,956.22				8,956.22
Shelburne	Burroughs Residence	5,616.95				5,616.95
Shelburne	Clapp Residence	8,365.08				8,365.08
Shelburne	Claus Deutscher Residence	2,898.00				2,898.00
Shelburne	Crone Residence	4,892.80				4,892.80
Shelburne	Freshette Residence	20,372.61				20,372.61
Shelburne	High Acres Farm	5,520.70				5,520.70
Shelburne	Joanne Lavally Residence	13,803.32				13,803.32
Shelburne	Kelly Residence	2,250.26				2,250.26
Shelburne	Koerner Residence	3,210.00				3,210.00
Shelburne	Leigh Sheppard Residence	4,815.67				4,815.67
Shelburne	Loeffler Residence	14,385.36				14,385.36
Shelburne	MacNeil Property	3,666.72				3,666.72
Shelburne	Murray Residence	2,027.00				2,027.00
Shelburne	Ouellette Residence	7,682.96				7,682.96
Shelburne	Precourt Property	1,387.47				1,387.47
Shelburne	Richardson Residence	9,527.82				9,527.82
Shelburne	Rite Aid - Shelburne Shopping Park	1,701.41				1,701.41
Shelburne	Sawabini Residence	5,993.86				5,993.86
Shelburne	Shelburne Corp	138,031.82				138,031.82
Shelburne	Shelburne Inn	22,091.18				22,091.18
Shelburne	Shelburne Museum	8,838.89				8,838.89
Shelburne	Vermont Day School	24,750.00				24,750.00
Sheldon	Phylis LaCoste Residence	7,588.30				7,588.30
Sheldon	Wolcott Residence	5,155.80				5,155.80
Shoreham	Bass Residence	10,518.93				10,518.93
Shrewsbury	Orlich Residence	25,000.00				25,000.00
South Burlington	Ben Franklin/Seaway Carwash	6,748.92				6,748.92
South Burlington	Coats Residence	1,217.51				1,217.51
South Burlington	Dandurand Residence	715.00				715.00
South Burlington	DeMaroney residence	5,929.09				5,929.09
South Burlington	Dooley Residence	3,860.62				3,860.62
South Burlington	Dubois Property	0.00				0.00
South Burlington	Farrell Residence	7,827.06				7,827.06
South Burlington	Fisher Residence	11,237.85				11,237.85
South Burlington	Former Alco Equipment Building	85,863.43				85,863.43
South Burlington	former N E Family Institute	6,365.29				6,365.29
South Burlington	Handys Townhouse Motel	2,937.83				2,937.83
South Burlington	Hannafords	42,098.87				42,098.87
South Burlington	Hoechner/Shelburne Road Gulf	18,947.64				18,947.64
South Burlington	Kleh Residence	4,391.86				4,391.86
South Burlington	Lawlor Residence	750.00				750.00
South Burlington	McCrae Property	14,150.68				14,150.68
South Burlington	Merrill Residence	15,054.83				15,054.83
South Burlington	Mike Peters Property	750.00				750.00
South Burlington	Peden Residence	350.00				350.00
South Burlington	Poole Residence	10,999.24				10,999.24
South Burlington	Rajewski residence	330.99				330.99
South Burlington	Rocheleau Property	160,217.38				160,217.38
South Burlington	Sarvak Residence	5,629.10				5,629.10
South Burlington	Scollins Residence	4,382.69				4,382.69
South Burlington	Sherwin-Williams Plaza	21,835.87				21,835.87
South Burlington	Steele Residence	5,510.52				5,510.52
South Burlington	Stonehedge Condo Complex	11,034.45				11,034.45

Attachment 2C
Expenditures by Site - All Years Through June 2021
Heating Oil

Site Location	PCF Site Name	Remediation	AST Assistance	UST Assistance	UST Loans	Grand Total
South Burlington	Szczerbak Residence	544.20				544.20
South Burlington	University Inn	6,052.54				6,052.54
South Burlington	Whitmore Property	2,427.50				2,427.50
South Hero	Dallas Property	18,571.15				18,571.15
South Hero	Fay Property	5,658.47				5,658.47
South Hero	Gras Residence	4,679.97				4,679.97
South Hero	Harvey Residence	6,198.38				6,198.38
South Hero	Laughlin Property	31,906.17				31,906.17
South Hero	Melcher Residence	112,063.31				112,063.31
South Hero	Summers Residence	3,161.61				3,161.61
Springfield	2 Valley Street Property	6,896.35				6,896.35
Springfield	Bosley Residence	6,370.13				6,370.13
Springfield	Brookwood Residential Care Facility	19,710.14				19,710.14
Springfield	Bruce Bartley Property	12,197.37				12,197.37
Springfield	Chris Goding Residence	21,891.01				21,891.01
Springfield	Crowley Residence	1,280.45				1,280.45
Springfield	Daniel Lewis residence	4,590.45				4,590.45
Springfield	Freddie Mac	25,000.00				25,000.00
Springfield	Great Brook	9,925.42				9,925.42
Springfield	Hammond Residence	2,922.07				2,922.07
Springfield	Harmer Residence	4,790.56				4,790.56
Springfield	Health Care & Rehabilitation Services	5,354.91				5,354.91
Springfield	Jerry Johnson Property	3,780.95				3,780.95
Springfield	Jones And Lamson	45,178.62				45,178.62
Springfield	McGuire/Callum Residence	19,709.98				19,709.98
Springfield	Mile Brook	360.00				360.00
Springfield	Mitroff Residence	2,444.37				2,444.37
Springfield	Pamela Hunt Residence	13,629.08				13,629.08
Springfield	Parker Residence	32,620.02				32,620.02
Springfield	Peloquin Residence	11,868.56				11,868.56
Springfield	Peoples Residence	6,114.62				6,114.62
Springfield	Pierce Residence	7,472.81				7,472.81
Springfield	Residence	16,093.90				16,093.90
Springfield	Springfield Humane Society	16,426.63				16,426.63
Springfield	Thompson Residence	7,002.18				7,002.18
Springfield	Waterford Suites (former Abby-Lyn Motel)	3,873.55				3,873.55
Springfield	Wheelock Residence	32,511.29				32,511.29
Springfield	Windy Hill Mobile Park	996.42				996.42
Starksboro	Chamberlain Property	4,929.03				4,929.03
Starksboro	Kamencick Property	24,555.57				24,555.57
Starksboro	Michaud Residence	15,174.82				15,174.82
Starksboro	Paul Residence	14,137.87				14,137.87
Starksboro	Rheaume Residence	382.27				382.27
Starksboro	Tracey Pecore	900.50				900.50
Stockbridge	Elizabeth Gendron Residence	15,006.29				15,006.29
Stockbridge	Goodman Property	22,468.55				22,468.55
Stockbridge	Osborne Residence	2,768.00				2,768.00
Stockbridge	Robertson Property	5,093.71				5,093.71
Stowe	478 Cady Hill Road (Sto-Den Realty)	10,497.43				10,497.43
Stowe	Barber Residence	2,645.41				2,645.41
Stowe	Bensley Residence	1,917.70				1,917.70
Stowe	Berry Residence	5,064.57				5,064.57
Stowe	Berson Residence	8,189.03				8,189.03
Stowe	Bouramia Residence	6,494.47				6,494.47
Stowe	Breeden Residence	4,019.65				4,019.65
Stowe	Bull Estate	3,645.13				3,645.13
Stowe	Chelsea Acres	3,700.98				3,700.98
Stowe	Comey Residence	5,724.91				5,724.91
Stowe	Dann Residence	36,933.64				36,933.64
Stowe	Darkside Snowboards	2,355.72				2,355.72
Stowe	David Partridge Residence	4,442.25				4,442.25
Stowe	Davis Residence	5,017.15				5,017.15
Stowe	Drury Residence	1,796.17				1,796.17
Stowe	Dumont Residence	17,289.86				17,289.86
Stowe	Dunn Residence	1,827.45				1,827.45

Attachment 2C
Expenditures by Site - All Years Through June 2021
Heating Oil

Site Location	PCF Site Name	Remediation	AST Assistance	UST Assistance	UST Loans	Grand Total
Stowe	Eliason Residence	4,074.85				4,074.85
Stowe	Fagan Residence	1,219.84				1,219.84
Stowe	Ferguson Residence	2,237.45				2,237.45
Stowe	Foreman Residence	2,799.88				2,799.88
Stowe	Foster's Place	14,093.19				14,093.19
Stowe	Gallagher Residence	422.40				422.40
Stowe	Gerard Residence	535.50				535.50
Stowe	Golden Eagle Resort	6,874.76				6,874.76
Stowe	Gorham Residence	9,508.69				9,508.69
Stowe	Grant Residence	14,597.18				14,597.18
Stowe	Griffiths Residence	234.14				234.14
Stowe	Hall Property	5,346.80				5,346.80
Stowe	Haslam Residence	4,359.49				4,359.49
Stowe	Henzel Residence	24,801.14				24,801.14
Stowe	Herrington Residence	39,644.46				39,644.46
Stowe	Hullfish Residence	17,693.95				17,693.95
Stowe	Janka Heath Residence	58,286.39				58,286.39
Stowe	Kaisa Lewia Res.	2,268.99				2,268.99
Stowe	Le Chateau Briand Condo Association (McC	28,288.28				28,288.28
Stowe	Libby Residence	8,156.12				8,156.12
Stowe	McCarthy Residence	16,145.89				16,145.89
Stowe	Mcintyre Residence	5,801.89				5,801.89
Stowe	Mendez Residence	8,319.40				8,319.40
Stowe	Miller Residence	3,093.01				3,093.01
Stowe	Moran Residence	23,781.87				23,781.87
Stowe	Morrisville Lumber Company	7,498.76				7,498.76
Stowe	Mountain Road Inn Resort	6,729.10				6,729.10
Stowe	Napolitano Residence	9,912.78				9,912.78
Stowe	Notchbrook Condominiums	1,083.97				1,083.97
Stowe	Pratte Residence	2,392.23				2,392.23
Stowe	President's House	2,220.36				2,220.36
Stowe	Rauch Residence	2,954.76				2,954.76
Stowe	Riley Residence	7,538.22				7,538.22
Stowe	Spear Residence	4,604.32				4,604.32
Stowe	Stonybrook Condominiums	15,468.42				15,468.42
Stowe	Stowe Motel	4,607.24				4,607.24
Stowe	Stowe Rec Center Office	11,620.93				11,620.93
Stowe	Stowe Village Apartments	5,807.94				5,807.94
Stowe	Sweet And Burt Bulk Facility	7,375.58				7,375.58
Stowe	Ten Acres Lodge	9,280.89				9,280.89
Stowe	Toll House Conference Center	58,707.28				58,707.28
Stowe	Town and Country Resort	8,142.28				8,142.28
Stowe	Vermont Ski Dorm	3,006.67				3,006.67
Stowe	Weaver Residence	5,342.85				5,342.85
Stowe	Winchell Residence	8,107.54				8,107.54
Strafford	*Elizabeth Mine	0.00				0.00
Strafford	Brick Store	4,293.88				4,293.88
Strafford	Delfino Residence	23,978.94				23,978.94
Strafford	Margaret Gramling property	558.38				558.38
Stratton	Gunther Kaul Residence	2,173.12				2,173.12
Stratton	Richter Residence	7,263.94				7,263.94
Stratton	Stratton Mountain Reach Townhomes	21,140.34				21,140.34
Sudbury	Sudbury Town Hall	21,822.82				21,822.82
Sunderland	Bacon Residence	470.93				470.93
Sunderland	Estate of Adam John Mugni Sr.	17,752.16				17,752.16
Sunderland	Moore Residence	6,316.93				6,316.93
Sunderland	Nemchek Property	2,010.85				2,010.85
Sutton	Garret Keizer residence	21,630.37				21,630.37
Sutton	Hendricks Residence	3,622.34				3,622.34
Sutton	King George Ranch	19,503.87				19,503.87
Sutton	Mattselet/Burrington Residence	6,287.98				6,287.98
Sutton	Rivers Residence	12,469.96				12,469.96
Sutton	Robert Michaud Property	12,170.00				12,170.00
Swanton	12 Lake Street	3,767.23				3,767.23
Swanton	Barret Residence	6,625.64				6,625.64

Attachment 2C
Expenditures by Site - All Years Through June 2021
Heating Oil

Site Location	PCF Site Name	Remediation	AST Assistance	UST Assistance	UST Loans	Grand Total
Swanton	Beyor Residence	11,839.36				11,839.36
Swanton	Decker Residence	11,384.57				11,384.57
Swanton	Demar Residence	20,767.12				20,767.12
Swanton	Dulude Property	3,899.61				3,899.61
Swanton	Lake Champlain	7,229.13				7,229.13
Swanton	Letourneau Property	20,723.14				20,723.14
Swanton	William Cooper residence	8,592.60				8,592.60
Thetford	Bailey Residence	11,576.98				11,576.98
Thetford	Brian Smith Residence	1,864.31				1,864.31
Thetford	Flaherty/Murphy Residence	24,735.02				24,735.02
Thetford	Gilmore/Sussman Residence	3,327.35				3,327.35
Thetford	McCosker Residence	5,806.42				5,806.42
Thetford	VTrans Garage	7,571.76				7,571.76
Tinmouth	Williams Residence	21,388.34				21,388.34
Topsham	Brett Property	12,893.53				12,893.53
Topsham	Elias Howes Residence	16,607.92				16,607.92
Topsham	Howes Residence	6,476.57				6,476.57
Topsham	Topsham Telephone Company	4,044.00				4,044.00
Townshend	Conlin Property	879.92				879.92
Townshend	Moyer Residence	3,092.13				3,092.13
Townshend	Richard Smith property	10,156.27				10,156.27
Townshend	Valley Cares Property	1,980.71				1,980.71
Troy	Hamelin Property	8,208.96				8,208.96
Troy	Leamy Residence	24,616.38				24,616.38
Troy	Salimbay Property	7,990.22				7,990.22
Troy	Yeskoo Residence	23,535.30				23,535.30
Tunbridge	Chester Residence	4,642.86				4,642.86
Tunbridge	Decato/Ray Residence	16,574.99				16,574.99
Tunbridge	Sporn Residence	1,409.94				1,409.94
Underhill	Brodie Residence	2,954.95				2,954.95
Underhill	Brown Residence	3,946.78				3,946.78
Underhill	Dawn Hall Residence	5,585.25				5,585.25
Underhill	Finlay Residence	4,735.12				4,735.12
Underhill	Panner Residence	6,583.08				6,583.08
Underhill	Roberts Property	14,765.67				14,765.67
Underhill	Ryan Norton Residence	25,000.00				25,000.00
Underhill	Trudeau Residence	6,516.27				6,516.27
Vergennes	Addison County Chiropractic (Palmer)	39,605.42				39,605.42
Vergennes	former Hannahs Market	5,915.54				5,915.54
Vergennes	Lake Champlain Maritime Museum	23,686.64				23,686.64
Vergennes	Safford Residence	9,619.55				9,619.55
Vernon	Dwight Hensel Residence	2,392.57				2,392.57
Vernon	McGaffigan	4,110.30				4,110.30
Vershire	Colin Nichols Apartment	19,189.67				19,189.67
Vershire	Vershire Garage	10,295.02				10,295.02
Waitsfield	Arace Residence	11,883.06				11,883.06
Waitsfield	Jackson Residence	3,698.79				3,698.79
Waitsfield	Kimmel Residence	1,698.10				1,698.10
Waitsfield	Magoun Residence	21,359.33				21,359.33
Waitsfield	Mehuron's Market	6,970.18				6,970.18
Waitsfield	N/A	23,190.16				23,190.16
Waitsfield	Small Dog Electronics	10,539.51				10,539.51
Waitsfield	Viens Residence	4,174.70				4,174.70
Waitsfield	Wait Farm Inn	12,091.42				12,091.42
Waitsfield	Waitsfield Post Office	5,862.74				5,862.74
Waitsfield	Whitehorse Inn	12,353.89				12,353.89
Wallingford	Connie Johnson Residence	1,831.50				1,831.50
Wallingford	Czar Residence	1,513.71				1,513.71
Wallingford	Dubeaus Property	6,835.26				6,835.26
Wallingford	Tiplady/Sease Residence	24,984.04				24,984.04
Waltham	Gevry Mobile Home Park	175,511.64				175,511.64
Wardsboro	Fuiks Residence	2,309.05				2,309.05
Wardsboro	Williams Residence	2,237.62				2,237.62
Warren	Ambriano Property	9,646.84				9,646.84
Warren	Bethmann Residence	10,346.66				10,346.66

Attachment 2C
Expenditures by Site - All Years Through June 2021
Heating Oil

Site Location	PCF Site Name	Remediation	AST Assistance	UST Assistance	UST Loans	Grand Total
Warren	Bodell-Fisher Property	11,576.02				11,576.02
Warren	Brinling Residence	4,051.39				4,051.39
Warren	Byrne Property	7,278.29				7,278.29
Warren	Cohen Residence (formerly Wortman)	17,015.85				17,015.85
Warren	Holly Ward Residence	19,213.07				19,213.07
Warren	Paquin Property	10,842.77				10,842.77
Warren	Powderhound Inn	11,414.95				11,414.95
Warren	Price Residence	1,597.55				1,597.55
Warren	Segal Property	48,469.28				48,469.28
Warren	Thomae Property	3,930.80				3,930.80
Warren	Valley Area Real Estate	12,243.15				12,243.15
Washington	Hendrickson Residence	8,527.30				8,527.30
Waterbury	Alec Brecher Residence	917.00				917.00
Waterbury	Annie Kelton - Property Owner - Apt Bldg	10,542.26				10,542.26
Waterbury	Brian Kravitz	270.00				270.00
Waterbury	Burt Residence	15,812.38				15,812.38
Waterbury	Charland Property Apartments	1,197.90				1,197.90
Waterbury	Christie - Ferris Residence	15,066.18				15,066.18
Waterbury	Cleary Property	16,547.56				16,547.56
Waterbury	Darby, Sterns and Thorndike	25,000.00				25,000.00
Waterbury	Eric Eliason - rental ?	101.25				101.25
Waterbury	Everett Coffey Residential Property	12,642.05				12,642.05
Waterbury	Farnsworth Residence	14,626.27				14,626.27
Waterbury	Finucane Residence	23,700.47				23,700.47
Waterbury	Fisher Auto Parts	4,811.33				4,811.33
Waterbury	Garbelotti Residence	123.75				123.75
Waterbury	GMP owned residential building	191.25				191.25
Waterbury	Griffith Residence	17,517.58				17,517.58
Waterbury	Gunner McCain Property	67.50				67.50
Waterbury	Gunner McCain Property I	1,170.69				1,170.69
Waterbury	Gunner McCain Property II	6,574.68				6,574.68
Waterbury	Heney/Ernstof Residence	24,632.17				24,632.17
Waterbury	Hunger Mountain Christian Assembly	13,455.80				13,455.80
Waterbury	Izor Residence	90.00				90.00
Waterbury	Jay Provencher - Family Phys. Therapy	20,698.00				20,698.00
Waterbury	Jeff Baird	112.50				112.50
Waterbury	Jeff Kampion Residence	11,874.91				11,874.91
Waterbury	Jeremy Hill & Amy Yavitz Residence	13,269.29				13,269.29
Waterbury	Jim and Margaret Quinn	279.45				279.45
Waterbury	Kathy Daye	17,185.57				17,185.57
Waterbury	Luce Block	14,877.74				14,877.74
Waterbury	Lugene Pitman	78.75				78.75
Waterbury	Messer Property	6,085.48				6,085.48
Waterbury	Metayer Residence	5,452.24				5,452.24
Waterbury	Minard Residence	8,359.82				8,359.82
Waterbury	Northfield Savings Bank	5,110.50				5,110.50
Waterbury	O'Kane Residence	22,859.60				22,859.60
Waterbury	Owens Residence	10,992.30				10,992.30
Waterbury	Pagan Residence	14,467.33				14,467.33
Waterbury	Park Row Cafe	22,640.63				22,640.63
Waterbury	Parker Residence	4,085.32				4,085.32
Waterbury	Pat Murray	8,826.15				8,826.15
Waterbury	Piotrowski Residence	3,236.08				3,236.08
Waterbury	RaceStock/Private Residence	36,026.80				36,026.80
Waterbury	Ray's Autobody, Inc.	22,882.24				22,882.24
Waterbury	Robie Residence	9,350.03				9,350.03
Waterbury	Sanders Residence	7,092.20				7,092.20
Waterbury	Sasha Kadric	19.35				19.35
Waterbury	Sayah Residence	8,526.01				8,526.01
Waterbury	Schnarr Residence	8,752.73				8,752.73
Waterbury	Teri Lamos and Chris Flora	16,146.13				16,146.13
Waterbury	Terry Gates	123.75				123.75
Waterbury	Tom & Audrey McGreevy	123.75				123.75
Waterbury	Waterbury Ice Center	11,337.18				11,337.18
Waterbury	Waterbury Municipal Bldg	92.25				92.25

Attachment 2C
Expenditures by Site - All Years Through June 2021
Heating Oil

Site Location	PCF Site Name	Remediation	AST Assistance	UST Assistance	UST Loans	Grand Total
Waterbury	Waterbury Service Center	3,236.41				3,236.41
Waterbury	Whalley Mobile Home Park	8,304.52				8,304.52
Waterford	Bugbee Residence	5,437.32				5,437.32
Waterford	Classen's Crane Service	113.43				113.43
Waterford	Farr Trust	1,360.53				1,360.53
Waterford	Fowler Residence	6,739.69				6,739.69
Waterville	Coons Residence	9,587.76				9,587.76
Waterville	Gray Apartment Bldg	23,344.70				23,344.70
Waterville	Judevine Farm	25,013.50				25,013.50
Weathersfield	Deborah Reed Residence	14,168.78				14,168.78
Weathersfield	Dolobowsky Residence	5,227.93				5,227.93
Weathersfield	Exit 8 Mobil	-1,497.91				-1,497.91
Weathersfield	Mackinnon Residence	4,035.80				4,035.80
Weathersfield	Russell's Autobody	4,329.75				4,329.75
Weathersfield	Stori Residence	1,404.54				1,404.54
Wells	Rosen Residence	5,009.00				5,009.00
West Fairlee	Barbara West Residence	15,688.00				15,688.00
West Fairlee	West Fairlee Congregational Church	5,015.96				5,015.96
West Rutland	Anagnos Residence	3,305.10				3,305.10
West Rutland	Corey Residence	2,922.38				2,922.38
West Rutland	Saint Bridget's Church	11,430.54				11,430.54
West Rutland	Springer Residence	25,000.00				25,000.00
West Rutland	St. Bridgette Church	8,274.01				8,274.01
West Windsor	Clifford Residence	7,824.11				7,824.11
West Windsor	Koerner Residence	116,110.47				116,110.47
West Windsor	MacEachern Residence	1,583.65				1,583.65
Westfield	Berry Creek farm	24,670.59				24,670.59
Westfield	Crane Residence	16,117.96				16,117.96
Westford	Kiely Residence	1,132.50				1,132.50
Westford	Lafountain Residence	3,772.53				3,772.53
Westford	Westford Elementary School	513.45				513.45
Westminster	Anne Lund Residence	1,380.00				1,380.00
Westminster	Connecticut River	368.00				368.00
Westminster	Craig Gehly Residence	1,970.46				1,970.46
Westminster	Ina Beck Residence	21,558.93				21,558.93
Westminster	Johnson Residence	18,577.42				18,577.42
Westminster	Licygiewicz Residence	24,039.17				24,039.17
Westminster	Taylor Residence	3,772.52				3,772.52
Westmore	Gwatkin Residence	7,683.22				7,683.22
Westmore	Nichols/Moot Residence	14,922.40				14,922.40
Weston	Dayton Residence	1,016.95				1,016.95
Weston	Decell (Meyers) Residence	18,226.37				18,226.37
Weston	James Farrar Residence	531.00				531.00
Weston	Macnellis Residence	4,469.38				4,469.38
Weston	Travis Residence	1,587.50				1,587.50
Weston	Weston Post Office	45,387.19				45,387.19
Weybridge	Humphrey Residence	13,461.78				13,461.78
Weybridge	Weybridge Town Garage	7,970.43				7,970.43
Wheelock	Turcotte Residence	22,917.56				22,917.56
Whiting	Kirby Residence	6,861.45				6,861.45
Whiting	Page Property	14,313.94				14,313.94
Whitingham	Bonnie Watson Residence	270.50				270.50
Williamstown	75 High Street	5,099.30				5,099.30
Williamstown	Carolyn DeForge Residence	19,062.53				19,062.53
Williamstown	Cheney Residence	24,440.35				24,440.35
Williamstown	Clark Residence	1,428.92				1,428.92
Williamstown	Kevin Paige	3,226.24				3,226.24
Williamstown	Knight Property	3,699.56				3,699.56
Williamstown	Williamstown Flood	2,290.38				2,290.38
Williston	Alden Bryan Residence	1,616.43				1,616.43
Williston	Arlene Degree	24,750.00				24,750.00
Williston	Atwood Residence	9,002.76				9,002.76
Williston	Betty Brunelle	6,669.60				6,669.60
Williston	Bob Klandl Property	17,522.75				17,522.75
Williston	Boyden Residence	8,369.64				8,369.64

Attachment 2C
Expenditures by Site - All Years Through June 2021
Heating Oil

Site Location	PCF Site Name	Remediation	AST Assistance	UST Assistance	UST Loans	Grand Total
Williston	Burroughs Residence	8,315.00				8,315.00
Williston	Carpenter Residence	9,214.24				9,214.24
Williston	Christ Memorial Church	10,664.13				10,664.13
Williston	Church of the Nazarene	5,337.69				5,337.69
Williston	Ciosek Residence	7,063.90				7,063.90
Williston	French Hill	577.00				577.00
Williston	George Isham Jr Property	10,337.35				10,337.35
Williston	Lamell Residence	24,560.15				24,560.15
Williston	McBournie Residence	4,477.10				4,477.10
Williston	O Briens Farm	112,426.11				112,426.11
Williston	Park Residence	3,396.34				3,396.34
Williston	Raymond Residence	4,491.38				4,491.38
Williston	Trombley Residence	11,621.66				11,621.66
Wilmington	Becker Property	355.00				355.00
Wilmington	Begley Residence	768.00				768.00
Wilmington	Bertelsen Residence	4,571.43				4,571.43
Wilmington	Cole Residence	19,751.53				19,751.53
Wilmington	Gaszek Residence	2,428.21				2,428.21
Wilmington	Horizon Inn	31,891.21				31,891.21
Wilmington	Licciard Residence	11,696.44				11,696.44
Wilmington	Nidos Citgo	1,719.00				1,719.00
Wilmington	Simpla Property	17,671.20				17,671.20
Wilmington	Walowit Residence	447.87				447.87
Windham	Donahoe Property	6,532.87				6,532.87
Windham	Sahin Residence	9,760.37				9,760.37
Windsor	18 Central St. (former Lemire Property)	16,209.78				16,209.78
Windsor	65 State St	70,071.07				70,071.07
Windsor	Brown Farm	6,258.16				6,258.16
Windsor	Bunker Hill Community Cooperative MHP	4,919.66				4,919.66
Windsor	Crofter Cummings	24,749.21				24,749.21
Windsor	George Residence	5,544.35				5,544.35
Windsor	John Lori residence	24,774.07				24,774.07
Windsor	Johnson Residence	4,164.89				4,164.89
Windsor	Karen Townsend Property	21,336.36				21,336.36
Windsor	Land Air Express	4,925.31				4,925.31
Windsor	NAMCO Building (Armory Square Apartments	17,245.15				17,245.15
Windsor	Putnam Building	4,998.21				4,998.21
Winhall	Alvord Residence	2,089.65				2,089.65
Winhall	Beck Property	2,412.12				2,412.12
Winhall	Bellman Residence	7,146.62				7,146.62
Winhall	Fawcett Residence	8,476.37				8,476.37
Winhall	Fuchs Residence	3,133.32				3,133.32
Winhall	Intervale Condo Assoc	1,563.30				1,563.30
Winhall	Kitchin Residence	4,494.17				4,494.17
Winhall	Lustgarten Residence	452.00				452.00
Winhall	Maglione Residence	7,887.72				7,887.72
Winhall	McDonald Property	2,418.01				2,418.01
Winhall	Navatkoski Property	11,516.48				11,516.48
Winhall	O'Leary Residence	41,223.10				41,223.10
Winhall	Rubenstein Residence	1,764.82				1,764.82
Winhall	Shapiro Residence	14,875.75				14,875.75
Winhall	Sherriff Residence	6,093.33				6,093.33
Winhall	Stones Lodge	20,233.22				20,233.22
Winhall	William Brett Property	12,091.44				12,091.44
Winooski	Alan Boisjoli Property	10,808.86				10,808.86
Winooski	Edward Jones Investments	6,030.84				6,030.84
Winooski	Niquette Property	11,568.55				11,568.55
Winooski	Parent Property	1,686.44				1,686.44
Winooski	Roadside	2,343.76				2,343.76
Winooski	Wiggins Concrete	3,094.86				3,094.86
Wolcott	Badger Residence	24,471.86				24,471.86
Wolcott	Daniel Lloyd Property	16,971.38				16,971.38
Wolcott	Merrill Residence	6,600.31				6,600.31
Woodbury	Bottinelli Residence	19,206.38				19,206.38
Woodbury	Celley Sugarhouse	21,109.44				21,109.44

Attachment 2C
Expenditures by Site - All Years Through June 2021
Heating Oil

Site Location	PCF Site Name	Remediation	AST Assistance	UST Assistance	UST Loans	Grand Total
Woodbury	Payette Residence	1,663.37				1,663.37
Woodbury	Whalen Residence	20,334.60				20,334.60
Woodford	Prospect Mountain Base Lodge	5,425.94				5,425.94
Woodford	Residence	1,299.67				1,299.67
Woodford	Woodford Lake Estates	6,968.19				6,968.19
Woodstock	Alicia Patterson Estate	1,451.10				1,451.10
Woodstock	Billings Residence	1,995.18				1,995.18
Woodstock	Blake Hill Condos	1,981.79				1,981.79
Woodstock	Corwin Sharp	22,708.56				22,708.56
Woodstock	Farlow Residence	1,088.05				1,088.05
Woodstock	Fenner Residence	4,680.77				4,680.77
Woodstock	Former Cabot Building	10,800.90				10,800.90
Woodstock	Gordon Clow Property	5,493.92				5,493.92
Woodstock	Grew Residence	585.00				585.00
Woodstock	Hathorn Hill Condo Unit #1 & #2	511.64				511.64
Woodstock	Kendall Residence	9,555.49				9,555.49
Woodstock	Lyczak Residence	2,784.95				2,784.95
Woodstock	Martsof Residence	21,396.45				21,396.45
Woodstock	Perold Sugarhouse	9,940.40				9,940.40
Woodstock	Robyn Goode Residence	9,808.20				9,808.20
Woodstock	Schimmelfennig Residence	3,676.29				3,676.29
Woodstock	Smith Residence	3,902.09				3,902.09
Woodstock	Steiner Property	1,006.10				1,006.10
Woodstock	Suzy Krawczyk	2,186.40				2,186.40
Woodstock	White Cottage Snack Bar	1,585.00				1,585.00
Woodstock	Woodstock Elementary School	301,095.44				301,095.44
Woodstock	Woodstock Inn	11,597.56				11,597.56
Woodstock	Woodstock Recreation Center	9,426.18				9,426.18
Woodstock	Woodstocker Inn	3,008.03				3,008.03
Worcester	Morse Residence (former commercial site)	14,098.98				14,098.98
Worcester	Rachel Young Property	15,963.80				15,963.80
Statewide	Admin	15,907.05				15,907.05
Statewide	H580GRANTS	8,500.00	4,018,897.25	1,022,763.48		5,050,160.73
Statewide	Loan				110,119.34	110,119.34
Statewide	Sec. 1926 Sites	39,979.04				39,979.04
Grand Total		23,315,391.28	4,018,897.25	1,022,763.48	110,119.34	28,467,171.35

Attachment 2D
Expenditures by Site - July 2020 Through June 2021
Heating Oil

Site Location	PCF Site Name	Remediation	AST Assistance	UST Assistance	UST Loans	Grand Total
Alburgh	Alburg Country Store	5,182.50				5,182.50
Arlington	Arntz Residence	767.00				767.00
Barre City	Washington Apartments	2,839.03				2,839.03
Barre City	Z's Northern Properties	835.20				835.20
Barton	Ghuman Residence	78,381.05				78,381.05
Barton	Pfeiffer residence	3,552.97				3,552.97
Bennington	Putnam Block NMTC Parcels	14,317.65				14,317.65
Bennington	Salsburg Residence	900.59				900.59
Bennington	Sausville Residence	1,855.70				1,855.70
Bennington	Town of Bennington WWTF	9,947.54				9,947.54
Berkshire	Shea Residence	19,425.46				19,425.46
Braintree	Vinton Residence	538.40				538.40
Brattleboro	Bishop Residence	12,374.50				12,374.50
Brattleboro	Long Falls Paperboard	16,630.23				16,630.23
Bridgewater	Bridgewater Elementary School	10,086.55				10,086.55
Bridgewater	Manning Residence	2,588.91				2,588.91
Brighton	Brighton Town Hall	78,355.86				78,355.86
Burlington	Apt. Bldg.- Anne Keenan Prop.	403.70				403.70
Burlington	Ethan Allen Mobil	4,292.29				4,292.29
Burlington	North Ave Stormwater System	71,517.23				71,517.23
Burlington	Noyes Automotive	178.75				178.75
Cabot	Herrick Residence	19,142.41				19,142.41
Charleston	Dorau Residence	2,503.70				2,503.70
Chittenden	Chittenden Town Hall/Hist. Soc.	1,233.50				1,233.50
Colchester	Kaushal Apartment Building	1,833.35				1,833.35
Colchester	Landry Residence	8,556.89				8,556.89
Corinth	Blake Memorial Library	11,891.10				11,891.10
Danville	Greaves Residence	14,233.88				14,233.88
Danville	Seigny Residence	4,188.31				4,188.31
Dover	Guendelsberger Residence	3,545.30				3,545.30
Eden	Coon Residence	2,054.80				2,054.80
Essex	Kimball Residence	2,995.85				2,995.85
Fair Haven	Boyce Residence	3,493.30				3,493.30
Fairfield	Mary Cashman Property	4,238.80				4,238.80
Hardwick	Whitney Residence	12,976.13				12,976.13
Highgate	Residence	12,059.31				12,059.31
Hyde Park	Douglas Residence	2,562.35				2,562.35
Hyde Park	Harvey Property	2,419.71				2,419.71
Hyde Park	Harvey Property (rental mobile home)	3,304.89				3,304.89
Hyde Park	Scanlon Residence	1,720.20				1,720.20
Hyde Park	Sterling View Community Center	2,302.21				2,302.21
Jamaica	Baigan Residence	6,141.97				6,141.97
Johnson	Vermont Studio Center "The Cottage" Bldg	11,299.99				11,299.99
Johnson	VT Studio Center Miller House	6,231.65				6,231.65
Johnson	Wolf Kahn Studio/VT Studio Center	11,837.34				11,837.34
Killington	Stone Residence	3,271.43				3,271.43
Landgrove	Jeffrey Residence	1,997.50				1,997.50
Lincoln	Mingle Property	25,000.00				25,000.00
Londonderry	Barbo Residence	5,340.49				5,340.49
Lowell	Doaner Residence	15,109.28				15,109.28
Ludlow	Joselyn Residence	5,433.58				5,433.58
Middlebury	D Saunders Estate	5,170.70				5,170.70
Middlesex	DiTomasso Residence	784.32				784.32
Middlesex	Dolan/Long Residence	1,268.45				1,268.45
Monkton	Vermont Gas - Residence	15,698.75				15,698.75
Montpelier	Capital City Laundromat	1,565.00				1,565.00
Moretown	Schultz Residence	2,440.58				2,440.58
Morristown	apartment building	5,989.52				5,989.52
Newport City	Horvath Residence	7,428.82				7,428.82
Northfield	Palumbo/Sanders Residence	400.00				400.00
Panton	Vorsteveld Farm	19,624.43				19,624.43
Peacham	Groton State Forest	1,334.86				1,334.86
Pittsfield	Former Loewy Residence	1,894.77				1,894.77

Attachment 2D
Expenditures by Site - July 2020 Through June 2021
Heating Oil

Site Location	PCF Site Name	Remediation	AST Assistance	UST Assistance	UST Loans	Grand Total
Proctor	Proctor High School	1,881.46				1,881.46
Putney	Basketville	1,455.00				1,455.00
Rochester	Baker Residence	9,753.50				9,753.50
Rochester	Glogover Residence	995.30				995.30
Rockingham	Ballard Residence	474.87				474.87
Rutland City	Anderson Office Building	12,480.32				12,480.32
Rutland City	Melanson Company	3,847.55				3,847.55
Rutland City	Merchants Row	5,370.32				5,370.32
Saint Albans City	Bellows Free Academy	19,526.25				19,526.25
Saint Albans City	Congress and Main	19,944.35				19,944.35
Saint Albans City	Kapic Residence	3,328.58				3,328.58
Saint Albans City	Thomas Residence	11,500.14				11,500.14
Saint Johnsbury	Residence (Bittner Trust)	10,115.16				10,115.16
Salisbury	LaRock Residence	197.50				197.50
Shaftsbury	Keen Residence	1,226.03				1,226.03
Shelburne	Ahlawat Residence	7,337.89				7,337.89
Shelburne	Sawabini Residence	2,370.66				2,370.66
Springfield	Wheelock Residence	4,224.51				4,224.51
Stowe	Toll House Conference Center	6,604.56				6,604.56
Sutton	Mattselet/Burrington Residence	6,287.98				6,287.98
Thetford	VTrans Garage	7,571.76				7,571.76
Troy	Leamy Residence	222.90				222.90
Tunbridge	Decato/Ray Residence	862.80				862.80
Vernon	McGaffigan	4,110.30				4,110.30
Waitsfield	Kimmel Residence	1,698.10				1,698.10
Waitsfield	Waitsfield Post Office	5,862.74				5,862.74
Waterbury	Farnsworth Residence	14,626.27				14,626.27
Waterbury	Luce Block	14,877.74				14,877.74
Waterford	Fowler Residence	6,739.69				6,739.69
West Rutland	Saint Bridget's Church	11,430.54				11,430.54
Williston	Atwood Residence	9,002.76				9,002.76
Williston	Boyden Residence	8,369.64				8,369.64
Winhall	Alvord Residence	2,089.65				2,089.65
Winhall	O'Leary Residence	17,505.37				17,505.37
Woodstock	Martsof Residence	384.00				384.00
Woodstock	Perold Sugarhouse	9,940.40				9,940.40
Woodstock	Woodstock Elementary School	13,402.46				13,402.46
Statewide	H580GRANTS	8,500.00	283,584.46	44,690.27		336,774.73
Statewide	Loan				44,000.00	44,000.00
Grand Total		873,609.58	283,584.46	44,690.27	44,000.00	1,245,884.31

**ATTACHMENT 3
PETROLEUM CLEANUP FUND
Fund Balance Report
for Fiscal Year 2021**

	Motor Fuel											
	Distributor Licensing Fees	Small Fund Interest	Interest paid on Loans	Tank Assessment Fees	Loan Payments	Cost Recovery	Total Income	Sites Expenditures	UST Loan	WM Expenditures	Enforcement Expenditures	Motor Fuel Balance
Balance Forward as of 6/30/2020	120,975,215	3,224,369	74,623	10,050,958	9,256,437	8,399,415	151,757,230	140,139,994	2,099,818	3,015,425	395,340	6,106,654
July	262,811		1,743	75	39,553	500	304,682	124,372	3,159	45,256		6,238,550
August	285,631	1,640	554		34,376	267	322,467	172,797	17	44,508		6,343,695
September	355,713	1,580	545	25,250	136,326	850	520,264	278,175	1,688	33,892		6,550,204
October	291,731	1,594	536	67,725	32,802	2,983	397,372	338,910	73,554	43,970		6,491,142
November	288,740	1,570	2,918	4,800	42,866	83	340,977	232,454		41,194		6,558,471
December	256,720	1,558	959	32,350	164,077	167	455,831	555,460		69,715		6,389,127
January	268,652	1,413	944	5,475	34,954	83	311,522	210,068		38,987		6,451,594
February	152,992	1,306	500	3,775	17,964	83	176,620	475,584		39,165		6,095,464
March	363,755	1,090	1,343	14,375	29,443	250	410,257	260,845		44,829		6,200,047
April	280,997	1,001	482	1,750	25,723	1,443	311,396	144,620		32,441		6,334,382
May	261,503	848	936	2,700	78,686	800	345,473	133,348	21	34,576		6,511,909
June	296,507	1,772	871	550	28,183	615	328,498	123,113	3,880	(242,253)		6,955,667
Transfer							0					
Fiscal Year Total	3,365,751	15,373	12,330	158,825	664,953	8,126	4,225,359	3,049,747	82,319	226,279	0	949,332
Fund Grand Total	124,340,966	3,239,742	86,953	10,209,783	9,921,390	8,407,541	155,982,589	143,189,741	2,182,137	3,241,704	395,340	6,973,667

**ATTACHMENT 3
PETROLEUM CLEANUP FUND
Fund Balance Report
for Fiscal Year 2021**

Heating Oil - 6140030410													
	Distributor	Other	Total Income	30410					Heating Fuel	Total Fund			
	Licensing			Cost Recovery	Income	AST	AST	UST			UST	UST	Other
	Fees				Assistance		Assistance	Loans		Expenditures			
Balance Forward as of 6/30/2020	5,466,460	15,494	141,861	24,049,827	1,681,061	1,349,423	1,252,716	185,706	2,000	10,919	22,940,562	1,109,265	7,215,918
July	50,976			50,976	8,448	19,367	28,135			2,691	58,641	1,101,600	7,340,149
August	37,389			37,389	70,679	5,500	19,127				95,306	1,043,683	7,387,378
September	36,155			36,155	11,068	26,400	112,899	3,000			153,367	926,471	7,476,674
October	68,125			68,125	69,074	21,750	18,350	27,837			137,011	857,585	7,348,727
November	108,588			108,588	4,521	54,932	108,340	9,000			176,793	789,381	7,347,852
December	137,206			137,206	16,451	52,602	34,632		26,000		129,685	796,901	7,186,028
January	187,119			187,119	31,612	48,769	7,979	3,500			91,859	892,161	7,343,754
February	196,938			196,938	12,102	4,100	55,364		18,000		89,566	999,533	7,094,997
March	214,974			214,974	34,585	3,167	32,920				70,671	1,143,836	7,343,883
April	171,774			171,774	100,860		26,512				127,372	1,188,238	7,522,620
May	97,065			97,065	406	2000	17,781	1,353			21,541	1,263,763	7,775,672
June	69,940			69,940	2,727	46,998	40,540				90,264	1,243,438	8,199,106
Transfer				0									
Fiscal Year Total	1,376,249	0	0	1,376,249	362,531	285,584	502,579	44,690	44,000	2,691	1,242,076	134,173	1,083,505
Fund Grand Total	6,842,709	15,494	141,861	25,426,076	2,043,592	1,635,007	1,755,295	230,396	46,000	13,610	24,182,638	1,243,438	8,217,105

8,266,792.27
49,687.59
1,000,000
163,912
7,102,881